

PROVINSI LAMPUNG  
**DALAM  
ANGKA**

*Lampung Province in Figures*

**2023**



PROVINSI LAMPUNG

# DALAM ANGKA

*Lampung Province in Figures*

# 2023



**PROVINSI LAMPUNG DALAM ANGKA**  
**LAMPUNG PROVINCE IN FIGURES**  
**2023**

ISSN: 0303-1942

No. Publikasi/*Publication Number*: 18000.2306

Katalog /*Catalog*: 1102001.18

Ukuran Buku/*Book Size*: 14,8 cm x 21 cm

Jumlah Halaman/*Number of Pages* : lxxviii + 740 hal/*pages*

Naskah/*Manuscript*:

BPS Provinsi Lampung

*BPS-Statistics of Lampung Province*

Penyunting/*Editor*:

BPS Provinsi Lampung

*BPS-Statistics of Lampung Province*

Gambar Kover/*Cover Design*:

BPS Provinsi Lampung

*BPS-Statistics of Lampung Province*

Ilustrasi Kover/*Cover Illustration*:

Pakaian Adat Penari Sigeh Penguten

*Sigeh Penguten Dancer's Traditional Clothes*

Diterbitkan oleh/*Published by*:

©BPS Provinsi Lampung/©*BPS-Statistics of Lampung Province*

Dicetak oleh/*Printed by*:

BPS Provinsi Lampung/*BPS-Statistics of Lampung Province*

Dilarang mengumumkan, mendistribusikan, mengomunikasikan, dan/atau menggandakan sebagian atau seluruh isi buku ini untuk tujuan komersil tanpa izin tertulis dari Badan Pusat Statistik Provinsi Lampung

*Prohibited to announce, distribute, communicate, and/or copy part or all of this book for commercial purpose without permission from BPS-Statistics of Lampung Province*

**TIM PENYUSUN/TEAM MEMBERS**

**Pengarah/Director**

Endang Retno Sri Subiyandani

**Penanggung Jawab/Persons in Charge**

Endang Retno Sri Subiyandani

**Penyunting/Editors**

Sudiyanto

**Pengolah Data dan Penulis Naskah/Data Processing and Authors**

Dewi Wahyuningsih

Mukhlis

Poniran

**Penata Letak/Layout Designers**

Ahlul Karom

Bayu Prasetyo

M. E. Ivan Sihaloho

M. Shalih

Ratna Kusuma Ningrum

Rizvaldi Abdul Muid





## KONTRIBUTOR DATA/DATA CONTRIBUTOR

1. Mahkamah Agung/*Supreme Court*
2. Kementerian Hukum dan Hak Asasi Manusia/*Ministry of Justice and Human Rights*
3. Kementerian Lingkungan Hidup dan Kehutanan/*Ministry of Environment and Forestry*
4. Kementerian Kelautan dan Perikanan/*Ministry of Maritime Affairs and Fisheries*
5. Kementerian Sosial/*Ministry of Social Affairs*
6. Kementerian Agama/*Ministry of Religious Affairs*
7. Kementerian Pendidikan dan Kebudayaan/*The Ministry of Education and Culture*
8. Badan Meteorologi Klimatologi dan Geofisika/*Meteorological, Climatology, and Geophysical Agency*
9. Badan Nasional Penanggulangan Bencana/*National Agency for Disaster Management*
10. *Badan Kepegawaian Nasional/ National Civil Service Agency*
11. Kepolisian Daerah Provinsi Lampung/*State Police of Lampung Province*
12. Direktorat Lalu Lintas Kepolisian Daerah Lampung/*Lampung Police Traffic Directorate*
13. Badan Kependudukan dan Keluarga Berencana Nasional (BKKBN) Provinsi Lampung/*The Lampung Province National Population and Family Planning Agency*
14. Bank Indonesia Kpw Lampung/*Bank of Indonesia Lampung*
15. Pengadilan Tinggi Tanjung Karang/*High Court of Tanjung Karang*
16. Kanwil DJP Bengkulu dan Lampung/*Regional Offices of The Directorate General of Taxes of Bengkulu dan Lampung*
17. Kantor Imigrasi Kelas I Bandar Lampung/*Office of The Immigration Class I Bandar Lampung,*
18. Kantor Imigrasi Kelas II Kotabumi/*Office of The Immigration Class II I Kotabumi*
19. Kantor Imigrasi Kelas III Kalianda/*Office of The Immigration Class III I Kalianda*
20. Bandara Radin Inten II Bandar Lampung/*Radin Inten II Airport Bandar Lampung*
21. PT. Kereta Api Indonesia Drive V Tanjung Karang/*State Railway Enterprise Drive V Tanjung Karang*
22. Badan Penyelenggara Jaminan Sosial Cabang Bandar Lampung/*The Bandar Lampung Branch of the Social Security Administration*
23. PT. Pos Indonesia Cabang Provinsi Lampung/*PT. Pos Indonesia Branch of Lampung Province*
24. PT. Kereta Api Indonesia Drive V Tanjung Karang/*State Railway Enterprise Drive V Tanjung Karang*
25. Badan Perencanaan Pembangunan Daerah Provinsi Lampung/*Lampung Provincial Development Planning Agency*
26. Badan Keuangan dan Aset Daerah Provinsi Lampung/*Regional Financial and Asset Agency of Lampung Province*
27. Badan Kepegawaian Daerah Provinsi Lampung/*Regional Civil Service Agency of Lampung Province*
28. Badan Pengembangan Sumber Daya Manusia Provinsi Lampung/*Lampung Province Human Resources Development Agency*
29. Badan Pendapatan Daerah Provinsi Lampung/*Regional Income Service of Lampung Province*
30. Dinas Penanaman Modal dan Pelayanan Terpadu Satu Pintu Povinsi Lampung/*One-Stop Integrated Service and Investment of Lampung Province*
31. Dinas Kesehatan Provinsi Lampung/*Health Regional Office of Lampung Province*
32. Dinas Bina Marga dan Bina Konstruksi Provinsi Lampung/*Department of Highways and Construction Development of Lampung Province*
33. Dinas Sosial Provinsi Lampung/*Social Affairs Regional Office of Lampung Province*
34. Dinas Tenaga Kerja Provinsi Lampung/*Regional Office of Manpower of Lampung Province*
35. Dinas Kehutanan Provinsi Lampung/*Regional Office of Forestry of Lampung Province*

36. Dinas Perkebunan Provinsi Lampung/*Plantation Departermen of Lampung Province*
37. Dinas Koperasi dan Usaha Kecil Menengah Provinsi Lampung/*Cooperatives Office and Micro-Business, small Medium of Lampung Province*
38. Badan Pertanahan Provinsi Lampung/*National and Land AffairRegional of Lampung Province*
39. Dinas Pariwisata dan dan Ekonomi Kreatif Provinsi Lampung/*Tourism and Creative economy Office of Lampung Province*
40. Kepala Dinas Perhubungan Provinsi Lampung/*Lampung Provincial Transport Department*
41. Sekretariat DPRD Provinsi Lampung/*Secretariat of Regional House of Lampung Province*

<https://lampung.bps.go.id>

**PETA PROVINSI LAMPUNG**  
**MAP OF LAMPUNG PROVINCE**







**KEPALA BPS PROVINSI LAMPUNG**  
**CHIEF OF BPS-STATISTICS OF LAMPUNG PROVINCE**



**ENDANG RETNO SRI SUBIYANDANI, S.Si, M.M.**





## KATA PENGANTAR

Provinsi Lampung Dalam Angka 2023 merupakan publikasi tahunan yang diterbitkan oleh BPS Provinsi Lampung. Disadari bahwa publikasi ini belum dapat sepenuhnya memenuhi harapan pihak pemakai data khususnya para perencana, namun diharapkan dapat membantu melengkapi penyusunan rencana pembangunan di Provinsi Lampung.

Publikasi ini dapat terwujud berkat kerja sama dan bantuan dari berbagai pihak, baik instansi pemerintah maupun swasta. Kepada semua pihak yang telah memberikan bantuan disampaikan penghargaan dan terima kasih yang sebesar-besarnya. Untuk mempermudah akses terhadap publikasi Provinsi Lampung Dalam Angka dan tabel-tabel berdasarkan subjek, maka Publikasi Provinsi Lampung Dalam Angka bisa dibaca dan diunduh melalui *website* BPS Provinsi Lampung ([lampung.bps.go.id](http://lampung.bps.go.id)) tanpa membayar. Pada publikasi ini dilengkapi dengan infografis data strategis sebagai pembatas bab.

Kepada semua pihak yang telah memberikan kontribusi, kami sampaikan penghargaan dan terima kasih. Semoga publikasi yang disajikan bermanfaat bagi pengguna untuk berbagai keperluan. Kami mengharapkan tanggapan dan saran dari para pengguna publikasi ini untuk perbaikan pada edisi yang akan datang.

Bandar Lampung, Februari 2023

Kepala BPS

Provinsi Lampung

**ENDANG RETNO SRI SUBIYANDANI, S.Si., M.M.**





## PREFACE

*Lampung Province in Figures 2023 is an annual publication written by BPS-Statistics of Lampung Province. Honestly, this publication has not perfect yet and has not filled the user's hope, especially for the planners yet, but hopefully it can help to equip compilation of development planning in this new regency.*

*This comprehensive publication has been made possible with the assistance and contribution from several governmental institutions and private organizations. To all parties who have been involved in the preparation of this publication, I would like to express my sincerest appreciation and gratitude. This publication and a series of the tables by subject can be read and downloaded on our website ([lampung.bps.go.id](http://lampung.bps.go.id)) for free as our commitment to provide an immediate and easier access to the data. In this edition, it also comes with infographics for some strategic data on the chapter breaks.*

*To all those who have contributed in this publication, thank you. May this publication be useful. Comments and constructive suggestions for the improvement of this publication are always welcome.*

Bandar Lampung, February 2023  
Chief of BPS-Statistics of  
Lampung Province

**ENDANG RETNO SRI SUBIYANDANI, S.Si., M.M.**

## DAFTAR ISI / CONTENTS

|                                                                                                                | Halaman<br>Page |
|----------------------------------------------------------------------------------------------------------------|-----------------|
| Kata Pengantar/ <i>Preface</i> .....                                                                           | xi              |
| Daftar Isi/ <i>Contents</i> .....                                                                              | xiii            |
| Daftar Tabel/ <i>List of Tables</i> .....                                                                      | xv              |
| Daftar Gambar/ <i>List of Figures</i> .....                                                                    | li              |
| 1. Geografi dan Iklim/ <i>Geography and Climate</i> .....                                                      | 1               |
| 2. Pemerintahan/ <i>Government</i> .....                                                                       | 17              |
| 3. Penduduk dan Ketenagakerjaan/ <i>Population and Employment</i> .....                                        | 77              |
| 4. Sosial dan Kesejahteraan Rakyat/ <i>Social and Welfare</i> .....                                            | 135             |
| 5. Pertanian, Kehutanan, Peternakan, dan Perikanan/ <i>Agriculture, Forestry, Livestock, and Fishery</i> ..... | 323             |
| 6. Pertambangan dan Energi/ <i>Mining and Energy</i> .....                                                     | 499             |
| 7. Industri Manufaktur/ <i>Manufacturing Industry</i> .....                                                    | 507             |
| 8. Pariwisata/ <i>Tourism</i> .....                                                                            | 523             |
| 9. Transportasi dan Komunikasi/ <i>Transportation and Communication</i> .....                                  | 545             |
| 10. Harga-harga/ <i>Prices</i> .....                                                                           | 571             |
| 11. Pengeluaran Penduduk/ <i>Population Expenditure</i> .....                                                  | 617             |
| 12. Perdagangan Luar Negeri/ <i>Foreign Trade</i> .....                                                        | 631             |
| 13. Sistem Neraca Regional/ <i>System of Regional Accounts</i> .....                                           | 657             |
| 14. Perbandingan Antarprovinsi/ <i>National Comparison</i> .....                                               | 721             |



## DAFTAR TABEL/LIST OF TABLES

|                                                                                                                                           | Halaman<br><i>Page</i> |
|-------------------------------------------------------------------------------------------------------------------------------------------|------------------------|
| <b>1. GEOGRAFI DAN IKLIM/GEOGRAPHY AND CLIMATE .....</b>                                                                                  | <b>1</b>               |
| <b>1.1 KEADAAN GEOGRAFI .....</b>                                                                                                         | <b>8</b>               |
| <b><i>GEOGRAPHY CONDITION .....</i></b>                                                                                                   | <b>8</b>               |
| 1.1.1 Luas Daerah dan Jumlah Pulau Menurut Kabupaten/Kota di Provinsi Lampung, 2022.....                                                  | 8                      |
| <i>Total Area and Number of Islands by Regency/Municipality in Lampung Province, 2022.....</i>                                            | 8                      |
| 1.1.2 Tinggi Wilayah dan Jarak ke Ibukota Provinsi Menurut Kabupaten/Kota di Provinsi Lampung, 2022.....                                  | 10                     |
| <i>Altitude and Distance to the Capital of Province by Regency/Municipality in Lampung Province, 2022.....</i>                            | 10                     |
| 1.1.3 Jumlah Desa <sup>1</sup> /Kelurahan Menurut Kabupaten/Kota dan Letak Geografi di Provinsi Lampung, 2014–2021 .....                  | 11                     |
| <i>Number of Villages<sup>1</sup>/Kelurahan by Regency/Municipality and Geographical Location in Lampung Province, 2018–2022.....</i>     | 11                     |
| 1.1.4 Jumlah Desa <sup>1</sup> /Kelurahan Menurut Kabupaten/Kota dan Topografi Wilayah di Provinsi Lampung, 2018–2022.....                | 12                     |
| <i>Number of Villages<sup>1</sup>/Kelurahan by Regency/Municipality and Topographical Areas in Lampung Province, 2018–2022.....</i>       | 12                     |
| <b>1.2 KEADAAN IKLIM .....</b>                                                                                                            | <b>13</b>              |
| <b><i>CLIMATE CONDITION .....</i></b>                                                                                                     | <b>13</b>              |
| 1.2.1 Pengamatan Unsur Iklim di Stasiun Pengamatan Badan Meteorologi Klimatologi dan Geofisika (BMKG) di Provinsi Lampung, 2020–2022      | 13                     |
| <i>Observation of Climate Elements at the Meteorology, Climatology and Geophysics Agency Station in Lampung Province, 2020–2022 .....</i> | 13                     |
| 1.2.2 Jumlah Curah Hujan dan Jumlah Hari Hujan Menurut Bulan di Provinsi Lampung, 2022.....                                               | 14                     |
| <i>Number of Precipitation and Number of Rainy Days by Month in Lampung Province, 2022.....</i>                                           | 14                     |



|                                                                                                                                   | Halaman<br>Page |
|-----------------------------------------------------------------------------------------------------------------------------------|-----------------|
| <b>2. PEMERINTAHAN/GOVERNMENT .....</b>                                                                                           | <b>17</b>       |
| <b>2.1 WILAYAH ADMINISTRATIF .....</b>                                                                                            | <b>25</b>       |
| <b>ADMINISTRATIVE AREA .....</b>                                                                                                  | <b>25</b>       |
| 2.1.1 Jumlah Kecamatan Menurut Kabupaten/Kota di Provinsi Lampung, 2018–2022.....                                                 | 25              |
| <i>Number of Sub Districts and Villages by Regency/Municipality in Lampung Province, 2018–2022.....</i>                           | <i>25</i>       |
| 2.1.2 Jumlah Desa¹/Kelurahan Menurut Kabupaten/Kota di Provinsi Lampung, 2018–2022 .....                                          | 26              |
| <i>Number of Villages¹/Townships by Regency/Municipality in Lampung Province, 2018–2022 .....</i>                                 | <i>26</i>       |
| <b>2.2 DEWAN PERWAKILAN RAKYAT DAERAH .....</b>                                                                                   | <b>27</b>       |
| <b>REGIONAL HOUSE OF REPRESENTATIVES .....</b>                                                                                    | <b>27</b>       |
| 2.2.1 Jumlah Anggota Dewan Perwakilan Rakyat Daerah Menurut Partai Politik dan Jenis Kelamin di Provinsi Lampung, 2022.....       | 27              |
| <i>Number of Regional House of Representatives’s Members by Political Parties and Sex in Lampung Province, 2022.....</i>          | <i>27</i>       |
| 2.2.2 Jumlah Anggota Dewan Perwakilan Rakyat Daerah Menurut Kabupaten/Kota dan Jenis Kelamin di Provinsi Lampung, 2022.....       | 28              |
| <i>Number of Regional House of Representatives’s Members by Regency/ Municipality and Sex in Lampung Province, 2022.....</i>      | <i>28</i>       |
| 2.2.3 Susunan Panitia dan Keanggotaan Alat Kelengkapan Dewan Periode Tahun <b>2019–2024</b> di Provinsi Lampung.....              | 29              |
| <i>Leader Structure and Members of Regional People’s Representative Assembly Period <b>2019–2024</b> in Lampung Province.....</i> | <i>29</i>       |
| 2.2.4 Kegiatan Dewan Perwakilan Rakyat Daerah Provinsi Lampung, 2021–2022.....                                                    | 30              |
| <i>The Regional People’s of Representatives Agenda Progress of Lampung Province, 2021–2022 .....</i>                              | <i>30</i>       |

|                                                                                                                                                                                                                                                               | Halaman<br>Page |
|---------------------------------------------------------------------------------------------------------------------------------------------------------------------------------------------------------------------------------------------------------------|-----------------|
| <b>2.3 SUMBER DAYA MANUSIA.....</b>                                                                                                                                                                                                                           | <b>32</b>       |
| <b>HUMAN RESOURCES .....</b>                                                                                                                                                                                                                                  | <b>32</b>       |
| 2.3.1 Jumlah Pegawai Negeri Sipil Menurut Kabupaten/Kota dan Jenis Kelamin di Provinsi Lampung, Desember 2020 dan Desember 2022<br><i>Number of Civil Servants by Regency/Municipality and Sex in Lampung Province, December 2020 and December 2022 .....</i> | 32<br>32        |
| 2.3.2 Jumlah Pegawai Negeri Sipil Menurut Jabatan dan Jenis Kelamin di Provinsi Lampung, Desember 2021 dan Desember 2022.....<br><i>Number of Civil Servants by Occupation and Sex in Lampung Province, December 2021 and December 2022 .....</i>             | 34<br>34        |
| 2.3.3 Jumlah Pegawai Negeri Sipil Menurut Tingkat Pendidikan dan Jenis Kelamin di Provinsi Lampung, Desember 2021 dan Desember 2022 .....                                                                                                                     | 36<br>36        |
| 2.3.4 Jumlah Pegawai Negeri Sipil Menurut Tingkat Kepangkatan dan Jenis Kelamin di Provinsi Lampung, Desember 2021 dan Desember 2022 .....                                                                                                                    | 38<br>38        |
| 2.3.5 Jumlah Pegawai Negeri Sipil Menurut Dinas/Instansi Pemerintah dan Jenis Kelamin di Provinsi Lampung, Desember 2021 dan Desember 2022 .....                                                                                                              | 40<br>40        |
| 2.3.6 Pelaksanaan Program dan Kegiatan Pendidikan dan Latihan di Provinsi Lampung, 2022.....<br><i>The Implementation of Education and Training Activity Program in Lampung Province, 2022.....</i>                                                           | 44<br>44        |
| <b>2.4 KEUANGAN DAERAH.....</b>                                                                                                                                                                                                                               | <b>47</b>       |
| <b>GOVERNMENT FINANCE .....</b>                                                                                                                                                                                                                               | <b>47</b>       |
| 2.4.1 Realisasi Pendapatan Pemerintah Provinsi Lampung Menurut Jenis Pendapatan (ribu rupiah), 2019–2022 .....                                                                                                                                                | 47<br>47        |

|                                                                                                                                  | Halaman<br>Page |
|----------------------------------------------------------------------------------------------------------------------------------|-----------------|
| <i>Actual Provincial Government Revenues of Lampung Province by Kind of Revenues (thousand rupiahs), 2019–2022.....</i>          | 47              |
| 2.4.2 Realisasi Belanja Pemerintah Provinsi Lampung Menurut Jenis Belanja (ribu rupiah), 2019–2022.....                          | 51              |
| <i>Actual Provincial Government Expenditures of Lampung Province by Kind of Expenditures (thousand rupiahs), 2019–2022.....</i>  | 51              |
| 2.4.3 Realisasi Pendapatan dan Belanja Pemerintah Daerah Kabupaten/Kota (ribu rupiah) di Provinsi Lampung, 2021 dan 2022.....    | 55              |
| <i>Actual Revenues and Expenditures of Regency/Municipality Government in Lampung Province (thousand rupiahs), 2021 and 2022</i> | 55              |
| 2.4.4 Rencana Penerimaan PBB per sektor Menurut Kabupaten/Kota (rupiah) di Provinsi Lampung, 2022.....                           | 57              |
| <i>Property Tax Acceptance Plan by Sector By Regency/Municipality (rupiahs) in Lampung Province, 2022.....</i>                   | 57              |
| 2.4.5 Realisasi Penerimaan PBB per sektor Menurut Kabupaten/Kota (rupiah) di Provinsi Lampung, 2022.....                         | 58              |
| <i>Property Tax Revenues Plan by Sector By Regency/Municipality (rupiahs) in Lampung Province, 2022.....</i>                     | 58              |
| 2.4.6 Target dan Realisasi Penerimaan Pajak Bumi dan Bangunan (rupiah) di Provinsi Lampung, 2022.....                            | 59              |
| <i>Target and Realization of Land and Building Taxes (rupiahs) in Lampung Province, 2022.....</i>                                | 59              |
| 2.4.7 Target dan Realisasi Penerimaan Asli Daerah Provinsi Lampung (rupiah), 2022.....                                           | 60              |
| <i>Lampung Province Regional Income Target and Realization (rupiahs), 2022.....</i>                                              | 60              |
| 2.4.8 Penerimaan Asli Daerah Provinsi Lampung menurut Sumber Dana (rupiah), 2022.....                                            | 62              |
| <i>Lampung Province Regional Income by Source of Budget (rupiahs), 2022.....</i>                                                 | 62              |
| 2.4.9 Target dan Realisasi Penerimaan Asli Daerah Provinsi Lampung menurut Jenis Penerimaan (rupiah), 2022.....                  | 63              |
| <i>Target and Realization of Regional Original Income of Lampung Province by Type of Income (rupiahs), 2022.....</i>             | 63              |
| 2.4.10 Realisasi Pos Pajak Daerah Provinsi Lampung menurut Sumber Dana (rupiah), 2022.....                                       | 64              |

|        |                                                                                                                                                                                                                                                                                           |    |
|--------|-------------------------------------------------------------------------------------------------------------------------------------------------------------------------------------------------------------------------------------------------------------------------------------------|----|
|        | <i>Realization of Regional Tax Post of Lampung Province by Source of Budget (rupiahs), 2022.....</i>                                                                                                                                                                                      | 64 |
| 2.4.11 | Target dan Realisasi Pos Pajak Provinsi Lampung menurut Jenis Penerimaan (ribu rupiah), 2022.....<br><i>Target and Realization of Regional Tax Post by Type of Income in Lampung Province (thousand rupiahs), 2022.....</i>                                                               | 66 |
| 2.4.12 | Realisasi Proyek dan Investasi Penanaman Modal menurut Lapangan Usaha di Provinsi Lampung, 2022.....<br><i>Realization of Project and Investment by Industrial Origin in Lampung Province, 2022.....</i>                                                                                  | 67 |
| 2.4.13 | Proyek-Proyek Penanaman Modal Dalam Negeri yang Telah Disetujui Pemerintah Daerah menurut Sektor di Provinsi Lampung, 2020–2022.....<br><i>Realization of Project and Investment by Industrial Origin in Lampung Province, 2020–2022.....</i>                                             | 68 |
| 2.4.14 | Proyek-Proyek Penanaman Modal Asing (PMA) yang Telah Disetujui Pemerintah Daerah menurut Sektor di Provinsi Lampung, 2020–2022.....<br><i>Number of Foreign Investment Project Approved by Government by Industrial Origin in Lampung Province, 2020 –2022.....</i>                       | 70 |
| 2.4.15 | Jumlah Tenaga Kerja yang Diserap oleh Proyek Penanaman Modal Dalam Negeri (PDMN) menurut Kabupaten/Kota di Provinsi Lampung, 2022.....<br><i>Number of Employee Absorbed by Domestic Investment Project by Regency/Municipality in Lampung Province, 2022.....</i>                        | 72 |
| 2.4.16 | Jumlah Tenaga Kerja yang Diserap oleh Proyek Penanaman Modal Asing (PMA) menurut Kabupaten/Kota di Provinsi Lampung, 2022..<br><i>Number of Employee Absorbed by Foreign Invesment Project by Regency/Municipality in Lampung Province, 2022.....</i>                                     | 73 |
| 2.4.17 | Banyaknya Petani Terdaftar (Kartu Petani Berjaya) dan Transaksi Penggunaan Pupuk Menurut Kabupaten/Kota di Provinsi Lampung, 2022.....<br><i>Number of Registered Farmers (Berjaya Farmer Card) and Fertilizer Use Transactionsby Regency/Municipality in Lampung Province, 2022.....</i> | 74 |

|            |                                                                                                                                                                                                                                                                                                                                                                                          |           |
|------------|------------------------------------------------------------------------------------------------------------------------------------------------------------------------------------------------------------------------------------------------------------------------------------------------------------------------------------------------------------------------------------------|-----------|
| <b>3.</b>  | <b>PENDUDUK DAN KETENAGAKERJAAN/POPULATION AND EMPLOYMENT .....</b>                                                                                                                                                                                                                                                                                                                      | <b>77</b> |
| <b>3.1</b> | <b>PENDUDUK.....</b>                                                                                                                                                                                                                                                                                                                                                                     | <b>92</b> |
|            | <b>POPULATION.....</b>                                                                                                                                                                                                                                                                                                                                                                   | <b>92</b> |
| 3.1.1      | Penduduk, Laju Pertumbuhan Penduduk, Distribusi Persentase Penduduk, Kepadatan Penduduk, Rasio Jenis Kelamin Penduduk Menurut Kabupaten/Kota di Provinsi Lampung, 2021 dan 2022.....<br><i>Population, Population Growth Rate, Percentage Distribution of Population, Population Density, and Population Sex Ratio by Regency/ Municipality in Lampung Province, 2021 and 2022 .....</i> | 92<br>92  |
| 3.1.2      | Jumlah Penduduk Menurut Kelompok Umur dan Jenis Kelamin di Provinsi Lampung, 2022.....<br><i>Population by Age Groups and Sex in Lampung Province, 2022 .....</i>                                                                                                                                                                                                                        | 97<br>97  |
| <b>3.2</b> | <b>KETENAGAKERJAAN .....</b>                                                                                                                                                                                                                                                                                                                                                             | <b>98</b> |
|            | <b>EMPLOYMENT .....</b>                                                                                                                                                                                                                                                                                                                                                                  | <b>98</b> |
| 3.2.1      | Penduduk Berumur 15 Tahun ke Atas Menurut Kelompok Umur dan Jenis Kegiatan Selama Seminggu yang Lalu di Provinsi Lampung, 2022 .....                                                                                                                                                                                                                                                     | 98        |
|            | <i>Population 15 Years of Age and Over by Age Group and Type of Activity During the Previous Week in Lampung Province, 2022 .....</i>                                                                                                                                                                                                                                                    | 98        |
| 3.2.2      | Penduduk Berumur 15 Tahun ke Atas Menurut Kabupaten/Kota dan Jenis Kegiatan Selama Seminggu yang Lalu di Provinsi Lampung, 2022 .....                                                                                                                                                                                                                                                    | 101       |
|            | <i>Population 15 Years of Age and Over by Regency/Municipality and Type of Activity During the Previous Week in Lampung Province, 2022.</i>                                                                                                                                                                                                                                              | 101       |
| 3.2.3      | Jumlah Penduduk Berumur 15 Tahun Keatas Menurut Jenis Kegiatan Selama Seminggu yang Lalu dan Jenis Kelamin di Provinsi Lampung, 2022.....                                                                                                                                                                                                                                                | 104       |
|            | <i>Population Aged 15 Years and Over by Type of Activity During The Previous Week and Sex in Lampung Provinsi Lampung, 2022.....</i>                                                                                                                                                                                                                                                     | 104       |
| 3.2.4      | Penduduk Berumur 15 Tahun ke Atas Menurut Pendidikan Tertinggi yang Ditamatkan dan Jenis Kegiatan Selama Seminggu yang Lalu di Provinsi Lampung, 2022 .....                                                                                                                                                                                                                              | 105       |

|        |                                                                                                                                                                                                                                                                                                                                      |     |
|--------|--------------------------------------------------------------------------------------------------------------------------------------------------------------------------------------------------------------------------------------------------------------------------------------------------------------------------------------|-----|
|        | <i>Population 15 Years of Age and Over by Educational Attainment and Type of Activity During the Previous Week in Lampung Province, 2022.</i>                                                                                                                                                                                        | 105 |
| 3.2.5  | Penduduk Berumur 15 Tahun Ke Atas yang Bekerja Selama Seminggu yang Lalu Menurut Status Pekerjaan Utama dan Lapangan Pekerjaan Utama, 2022.....<br><i>Population 15 Years of Age and Over who Worked During The Previous Week by Main Employment Status and Main Industry, 2022.....</i>                                             | 108 |
| 3.2.6  | Penduduk Berumur 15 Tahun Ke Atas yang Bekerja Selama Seminggu yang Lalu Menurut Status Pekerjaan Utama dan Jenis Kelamin di Provinsi Lampung, 2022.....<br><i>Population 15 Years of Age and Over who Worked During The Previous Week by Main Employment Status and Sex in Lampung Province, 2022.....</i>                          | 111 |
| 3.2.7  | Penduduk Berumur 15 Tahun ke Atas yang Bekerja Selama Seminggu yang Lalu Menurut Jumlah Jam Kerja pada Pekerjaan Utama dan Lapangan Pekerjaan Utama, 2022.....<br><i>Population 15 Years of Age and Over who Worked During The Previous Week by Total Working Hours on Main Job and Main Industry, 2022.....</i>                     | 112 |
| 3.2.8  | Penduduk Berumur 15 Tahun ke Atas yang Bekerja Selama Seminggu yang Lalu Menurut Lapangan Pekerjaan Utama dan Pendidikan Tertinggi yang Ditamatkan, 2022.....<br><i>Population 15 Years of Age and Over who Worked During The Previous Week by Main Industry and Educational Attainment, 2022.....</i>                               | 115 |
| 3.2.9  | Penduduk Berumur 15 Tahun Ke Atas yang Bekerja Selama Seminggu yang Lalu Menurut Jumlah Jam Kerja Pada Pekerjaan Utama dan Jenis Kelamin di Provinsi Lampung, 2022 .....<br><i>Population 15 Years of Age and Over who Worked During The Previous Week by Total Working Hours on Main Job and Sex in Lampung Province, 2022.....</i> | 117 |
| 3.2.10 | Penduduk Berumur 15 Tahun Ke Atas yang Bekerja Selama Seminggu yang Lalu Jumlah Jam Kerja Seluruhnya dan Jenis Kelamin di Provinsi Lampung, 2022.....<br><i>Population 15 Years of Age and Over who Worked During The Previous Week by Total Working Hours and Sex in Lampung Province, 2022.....</i>                                | 118 |

|        |                                                                                                                                                                              |     |
|--------|------------------------------------------------------------------------------------------------------------------------------------------------------------------------------|-----|
| 3.2.11 | Penduduk Berumur 15 Tahun ke Atas yang Bekerja Selama Seminggu yang Lalu Menurut Kelompok Umur dan Jumlah Jam Kerja Seluruhnya di Provinsi Lampung, 2022.....                | 119 |
|        | <i>Population 15 Years of Age and Over who Worked During The Previous Week by Age Group and Total Working Hours, 2022.....</i>                                               | 119 |
| 3.2.12 | Penduduk Berumur 15 Tahun Keatas yang Bekerja Selama Seminggu yang Lalu Menurut Kelompok Umur dan Jenis Kelamin di Provinsi Lampung, 2022.....                               | 120 |
|        | <i>Population 15 Years of Age and Over who Worked During The Previous Week by Age Group and Sex in Lampung Province, 2022.....</i>                                           | 120 |
| 3.2.13 | Penduduk Berumur 15 Tahun ke Atas yang Bekerja Selama Seminggu yang Lalu Menurut Status Pekerjaan Utama dan Pendidikan Tertinggi yang Ditamatkan di Provinsi Lampung, 2022.. | 121 |
|        | <i>Population 15 Years of Age and Over who Worked During The Previous Week by Main Industry and Educational Attainment in Lampung Province, 2022.....</i>                    | 121 |
| 3.2.14 | Penduduk Berumur 15 Tahun ke Atas yang Bekerja Selama Seminggu yang Lalu Menurut Kabupaten/Kota dan Lapangan Pekerjaan Utama di Provinsi Lampung, 2022.....                  | 122 |
|        | <i>Population 15 Years of Age and Over who Worked During The Previous Week by Regency/Municipality and Main Industry in Lampung Province, 2022.....</i>                      | 122 |
| 3.2.15 | Penduduk Berumur 15 Tahun Ke Atas yang Bekerja Selama Seminggu yang Lalu Menurut Lapangan Pekerjaan Utama dan Jenis Kelamin, 2022.....                                       | 123 |
|        | <i>Population 15 Years of Age and Over who Worked During The Previous Week by Main Industry and Sex, 2022.....</i>                                                           | 123 |
| 3.2.16 | Tingkat Pengangguran Terbuka (TPT) dan Tingkat Partisipasi Angkatan Kerja (TPAK) Menurut Kabupaten/Kota di Provinsi Lampung, 2020–2022 .....                                 | 125 |
|        | <i>Unemployment Rate (UR) and Labor Force Participation Rate (LFPR) by Regency/Municipality in Lampung Province, 2020–2022.....</i>                                          | 125 |
| 3.2.17 | Pencari Kerja Terdaftar, Lowongan Kerja Terdaftar, dan Penempatan/ Pemenuhan Tenaga Kerja Menurut Kabupaten/Kota dan Jenis Kelamin di Provinsi Lampung, 2022.....            | 126 |

|                                                                                                                                                                                   | Halaman<br>Page |
|-----------------------------------------------------------------------------------------------------------------------------------------------------------------------------------|-----------------|
| <i>Number of Registered Job Applicants, Registered Job Vacancies, and Placement of Workers by Regency/Municipality and Sex in Lampung Province, 2022</i> .....                    | 126             |
| 3.2.18 Pencari Kerja Terdaftar Menurut Pendidikan Tertinggi yang Ditamatkan dan Jenis Kelamin di Provinsi Lampung, 2022 .....                                                     | 129             |
| <i>Number of Registered Job Applicants by Educational Attainment and Sex in Lampung Province, 2022</i> .....                                                                      | 129             |
| 3.2.19 Rata-rata Upah/Gaji Bersih Sebulan Pekerja Formal <sup>1</sup> Menurut Kabupaten/Kota dan Lapangan Pekerjaan Utama di Provinsi Lampung (rupiah), 2022 .....                | 130             |
| <i>Average of Net Wage/Salary per Month of Formal Employee<sup>1</sup> by Regency/Municipality and Main Industry in Lampung Province (rupiahs), 2022</i> .....                    | 130             |
| 3.2.20 Rata-rata Upah/Gaji Bersih Sebulan Pekerja Formal <sup>1</sup> Menurut Kelompok Umur dan Lapangan Pekerjaan Utama (rupiah), 2022 .....                                     | 131             |
| <i>Average of Net Wage/Salary per Month of Formal Employee<sup>1</sup> by Age Group and Main Industry (rupiahs), 2022</i> .....                                                   | 131             |
| 3.2.21 Rata-rata Pendapatan Bersih Sebulan Pekerja Informal <sup>1</sup> Menurut Kabupaten/Kota dan Lapangan Pekerjaan Utama di Provinsi Lampung (rupiah), 2022 .....             | 132             |
| <i>Average of Net Wage/Salary per Month of Informal Employee<sup>1</sup> by Regency/Municipality and Main Industry in Lampung Province (rupiahs), 2022</i> .....                  | 132             |
| 3.2.22 Rata-rata Pendapatan Bersih Sebulan Pekerja Informal <sup>1</sup> Menurut Kabupaten/Kota dan Pendidikan Tertinggi yang Ditamatkan di Provinsi Lampung (rupiah), 2022 ..... | 133             |
| <i>Average of Net Wage/Salary per Month of Informal Employee<sup>1</sup> by Regency/Municipality and Educational Attainment in Lampung Province (rupiahs), 2022</i> .....         | 133             |
| 3.2.23 Upah Minimum Provinsi (UMP) dan Upah Minimum Kabupaten/Kota (UMK) di Provinsi Lampung (Rupiah), 2018–2022 .....                                                            | 134             |
| <i>Province Minimum Wages and Regional Minimum Wages in Lampung Province (rupiahs), 2018–2022</i> .....                                                                           | 134             |



|            |                                                                                                                                                                                              |            |
|------------|----------------------------------------------------------------------------------------------------------------------------------------------------------------------------------------------|------------|
| <b>4.</b>  | <b>SOSIAL DAN KESEJAHTERAAN RAKYAT/SOCIAL AND WELFARE .....</b>                                                                                                                              | <b>135</b> |
| <b>4.1</b> | <b>PENDIDIKAN .....</b>                                                                                                                                                                      | <b>153</b> |
|            | <b>EDUCATION .....</b>                                                                                                                                                                       | <b>153</b> |
| 4.1.1      | Jumlah Sekolah, Guru, dan Murid Taman Kanak-Kanak (TK) di Bawah Kementerian Pendidikan dan Kebudayaan Menurut Kabupaten/Kota di Provinsi Lampung, 2021/2022 dan 2022/2023 .....              | 153        |
|            | <i>Number of Schools, Teachers, and Pupils in Kindergarten Under The Ministry of Education and Culture by Regency/Municipality in Lampung Province, 2021/2022 and 2022/2023.....</i>         | <i>153</i> |
| 4.1.2      | Jumlah Sekolah, Guru, dan Murid Raudatul Athfal (RA) di Bawah Kementerian Agama Menurut Kabupaten/Kota di Provinsi Lampung, 2021/2022 dan 2022/2023 .....                                    | 156        |
|            | <i>Number of Schools, Teachers, and Pupils in Raudatul Athfal (RA) Under The Ministry of Religious Affairs by Regency/Municipality in Lampung Province, 2021/2022 and 2022/2023.....</i>     | <i>156</i> |
| 4.1.3      | Jumlah Sekolah, Guru, dan Murid Sekolah Dasar (SD) di Bawah Kementerian Pendidikan dan Kebudayaan Menurut Kabupaten/Kota di Provinsi Lampung, 2021/2022 dan 2022/2023 .....                  | 157        |
|            | <i>Number of Schools, Teachers, and Pupils in Primary Schools Under The Ministry of Education and Culture by Regency/Municipality in Lampung Province, 2021/2022 and 2022/2023.....</i>      | <i>157</i> |
| 4.1.4      | Jumlah Sekolah, Guru, dan Murid Madrasah Ibtidaiyah (MI) di Bawah Kementerian Agama Menurut Kabupaten/Kota Menurut Kabupaten/Kota di Provinsi Lampung, 2021/2022 dan 2022/2023 ...           | 160        |
|            | <i>Number of Schools, Teachers, and Pupils in Madrasah Ibtidaiyah (MI) Under The Ministry of Religious Affairs by Regency/Municipality in Lampung Province, 2021/2022 and 2022/2023.....</i> | <i>160</i> |
| 4.1.5      | Jumlah Sekolah, Guru, dan Murid Sekolah Menengah Pertama (SMP) di Bawah Kementerian Pendidikan dan Kebudayaan Menurut Kabupaten/Kota di Provinsi Lampung, 2021/2022 dan 2022/2023 ...        | 163        |
|            | <i>Number of Schools, Teachers, and Pupils in Junior High Schools Under The Ministry of Education and Culture by Regency/Municipality in Lampung Province, 2021/2022 dan 2022/2023.....</i>  | <i>163</i> |

|        |                                                                                                                                                                                                                       |     |
|--------|-----------------------------------------------------------------------------------------------------------------------------------------------------------------------------------------------------------------------|-----|
| 4.1.6  | Jumlah Sekolah, Guru, dan Murid Madrasah Tsanawiyah (MTs) di Bawah Kementerian Agama Menurut Kabupaten/Kota di Provinsi Lampung, 2021/2022 dan 2022/2023 .....                                                        | 166 |
|        | <i>Number of Schools, Teachers, and Pupils in Madrasah Tsanawiyah (MTs) Under The Ministry of Religious Affairs by Regency/Municipality in Lampung Province, 2021/2022 and 2022/2023 .....</i>                        | 166 |
| 4.1.7  | Jumlah Sekolah, Guru, dan Murid Sekolah Menengah Atas (SMA) di Bawah Kementerian Pendidikan dan Kebudayaan Menurut Kabupaten/Kota di Provinsi Lampung, 2021/2022 dan 2022/2023 ...                                    | 169 |
|        | <i>Number of Schools, Teachers, and Pupils in Senior High Schools Under The Ministry of Education and Culture by Regency/Municipality in Lampung Province, 2021/2022 dan 2022/2023.....</i>                           | 169 |
| 4.1.8  | Jumlah Sekolah, Guru, dan Murid Sekolah Menengah Kejuruan (SMK) di Bawah Kementerian Pendidikan dan Kebudayaan Menurut Kabupaten/Kota di Provinsi Lampung, 2021/2022 dan 2022/2023 ...                                | 172 |
|        | <i>Number of Schools, Teachers, and Pupils in Vocational High Schools Under The Ministry of Education and Culture by Regency/Municipality in Lampung Province, 2021/2022 dan 2022/2023 .....</i>                      | 172 |
| 4.1.9  | Jumlah Sekolah, Guru, dan Murid Madrasah Aliyah (MA) di Bawah Kementerian Agama Menurut Kabupaten/Kota di Provinsi Lampung, 2021/2022 dan 2022/2023 .....                                                             | 175 |
|        | <i>Number of Schools, Teachers, and Pupils in Madrasah Aliyah (MA) Under the Ministry of Religious Affairs by Regency/Municipality in Lampung Province, 2021/2022 and 2022/2023.....</i>                              | 175 |
| 4.1.10 | Jumlah Perguruan Tinggi <sup>1</sup> , Tenaga Pendidik, dan Mahasiswa (Negeri dan Swasta) di Bawah Kementerian Riset, Teknologi dan Pendidikan Tinggi Menurut Kabupaten/Kota di Provinsi Lampung, 2021 dan 2022 ..... | 178 |
|        | <i>Number of Universities<sup>1</sup>, Lecturers, and Students (State and Private) Under the Ministry of Research, Technology and High Education by Regency/Municipality in Lampung Province, 2021 dan 2022.....</i>  | 178 |
| 4.1.11 | Jumlah Perguruan Tinggi, Tenaga Pendidik, dan Mahasiswa (Negeri dan Swasta) di Bawah Kementerian Agama Menurut Kabupaten/ Kota di Provinsi Lampung, 2021 dan 2022 .....                                               | 181 |

|            |                                                                                                                                                                                                            |            |
|------------|------------------------------------------------------------------------------------------------------------------------------------------------------------------------------------------------------------|------------|
|            | <i>Number of Universities, Lecturers, and Students (Public and Private) Under the Ministry of Religious Affairs by Regency/Municipality in Lampung Province, 2021 and 2022 .....</i>                       | 181        |
| 4.1.12     | Persentase Penduduk Usia 7–24 Tahun Menurut Jenis Kelamin, Kelompok Umur Sekolah, dan Partisipasi Sekolah <sup>1</sup> di Provinsi Lampung, 2020–2022 .....                                                | 184        |
|            | <i>Percentage of Population Aged 7–24 Years by Sex, School Age Group, and School Participation <sup>1</sup> in Lampung Province, 2020–2022.....</i>                                                        | 184        |
| 4.1.13     | Angka Partisipasi Murni (APM) dan Angka Partisipasi Kasar (APK) Menurut Jenjang Pendidikan di Provinsi Lampung, 2021 dan 2022 .                                                                            | 187        |
|            | <i>Net Participation Rates and Gross Participation Rates by Educational Level in Lampung Province, 2021 and 2022 .....</i>                                                                                 | 187        |
| 4.1.14     | Persentase Penduduk Berumur 15 Tahun ke Atas yang Melek Huruf Menurut Kelompok Umur dan Daerah Tempat Tinggal di Provinsi Lampung, 2021 dan 2022 .....                                                     | 188        |
|            | <i>Percentage of Literate People Aged 15 Years and Over by Age Group and Urban-Rural Classification in Lampung Province, 2021 and 2022..</i>                                                               | 188        |
| 4.1.15     | Jumlah Desa <sup>1</sup> /Kelurahan yang Memiliki Fasilitas Sekolah Menurut Kabupaten/Kota dan Tingkat Pendidikan di Provinsi Lampung, 2019-2021 .....                                                     | 189        |
|            | <i>Number of Villages<sup>1</sup> Having Educational Facilities by Regency/ Municipality and Educational Level in Lampung Province, 2019-2021..</i>                                                        | 189        |
| <b>4.2</b> | <b>KESEHATAN .....</b>                                                                                                                                                                                     | <b>194</b> |
|            | <b>HEALTH.....</b>                                                                                                                                                                                         | <b>194</b> |
| 4.2.1      | Jumlah Desa <sup>1</sup> /Kelurahan Yang Memiliki Sarana Kesehatan Menurut Kabupaten/Kota di Provinsi Lampung, 2019–2021 .....                                                                             | 194        |
|            | <i>Number of Villages<sup>1</sup> Having Health Facilities by Regency/Municipality in Lampung Province, 2019–2021.....</i>                                                                                 | 194        |
| 4.2.2      | Distribusi Persentase Perempuan Pernah Kawin (PPK) umur 15-49 Tahun yang Melahirkan Hidup dalam Dua Tahun Terakhir Menurut Kabupaten/Kota dan Penolong Persalinan di Provinsi Lampung, 2021 dan 2022 ..... | 200        |

|       |                                                                                                                                                                                                                                                                                                                                                                                                                                                                     |     |
|-------|---------------------------------------------------------------------------------------------------------------------------------------------------------------------------------------------------------------------------------------------------------------------------------------------------------------------------------------------------------------------------------------------------------------------------------------------------------------------|-----|
|       | <i>Percentage Distribution of Ever Married Women Aged 15-49 Years Who Had Live Birth in The Two Years Preceding The Survey by Regency/Municipality and Last Birth Attendance in Lampung Province, 2021 and 2022.....</i>                                                                                                                                                                                                                                            | 200 |
| 4.2.3 | Jumlah Tenaga Kesehatan Menurut Kabupaten/Kota di Provinsi Lampung, 2022.....<br><i>Number of Medical Personnel by Regency/Municipality in Lampung Province, 2022.....</i>                                                                                                                                                                                                                                                                                          | 202 |
| 4.2.4 | Persentase Pasangan Usia Subur (PUS) umur 15–49 Tahun yang Sedang Menggunakan Alat Keluarga Berencana (KB) atau Cara Tradisional untuk Menunda atau Mencegah Kehamilan Menurut Kabupaten/Kota di Provinsi Lampung/Kota, 2018–2022.....<br><i>Percentage of Married Women Aged 15–49 Years Who Currently Use Modern or Traditional Contraception to Closely Spaced or Prevent Unintended Pregnancies by Regency/Municipality in Lampung Province, 2018–2022.....</i> | 205 |
| 4.2.5 | Persentase Penduduk yang Mempunyai Keluhan Kesehatan Selama Sebulan Terakhir Menurut Kabupaten/Kota di Provinsi Lampung, 2018–2022.....<br><i>Percentage of People Who Had Health Complaint During a Month Prior to The Survey by Regency/Municipality in Lampung Province, 2018–2022.....</i>                                                                                                                                                                      | 206 |
| 4.2.6 | Jumlah Kasus Penyakit Menurut Kabupaten/Kota dan Jenis Penyakit di Provinsi Lampung, 2022 <sup>1</sup> .....<br><i>Number of Disease Cases by Regency/Municipality and Type of Disease in Lampung Province, 2022<sup>1</sup>.....</i>                                                                                                                                                                                                                               | 207 |
| 4.2.7 | Jumlah Rumah Sakit Umum, Rumah Sakit Khusus, dan Puskesmas Menurut Kabupaten/Kota di Provinsi Lampung, 2021 dan 2022.....<br><i>Number of General Hospital, Special Hospital, and Public Health Center, by Regency/Municipality in Lampung Province, 2021 and 2022.....</i>                                                                                                                                                                                         | 209 |
| 4.2.8 | Persentase Penduduk yang Mempunyai Keluhan Kesehatan dan Berobat Jalan Selama Sebulan Terakhir Menurut Kabupaten/Kota di Provinsi Lampung, 2018–2022.....<br><i>Percentage of People Who Had Health Complaint and Had Outpatient During a Month Prior to the Survey by Regency/Municipality in Lampung Province, 2018–2022.....</i>                                                                                                                                 | 211 |

|        |                                                                                                                                                                                                            |     |
|--------|------------------------------------------------------------------------------------------------------------------------------------------------------------------------------------------------------------|-----|
| 4.2.9  | Distribusi Persentase Penduduk yang Mempunyai Keluhan Kesehatan Selama Sebulan Terakhir dan Tidak Berobat Jalan Menurut Kabupaten/Kota dan Alasan Utama Tidak Berobat Jalan di Provinsi Lampung, 2022..... | 212 |
|        | <i>Percentage Distribution of People Who Had Health Complaint During a Month Prior to the Survey and Had Not Outpatient by Province and Main Reason for not Outpatient in Lampung Province, 2022.....</i>  | 212 |
| 4.2.10 | Persentase Penduduk Usia 15 Tahun Ke Atas yang Merokok <sup>1</sup> dalam Sebulan Terakhir Menurut Kabupaten/Kota dan Kelompok Umur di Provinsi Lampung, 2022.....                                         | 215 |
|        | <i>Percentage of People Aged 15 Years and Above Who are Smoking<sup>1</sup> During a Month Prior to The Survey by Regency/Municipality and Age Group in Lampung Province, 2022.....</i>                    | 215 |
| 4.2.11 | Persentase Penduduk Menurut Kabupaten/Kota dan Jenis Jaminan Kesehatan yang Dimiliki di Provinsi Lampung, 2021 dan 2022.....                                                                               | 216 |
|        | <i>Percentage of Population Who Have Health Insurance by Regency/Municipality and Types of Health Insurance in Lampung Province, 2021 dan 2022.....</i>                                                    | 216 |
| 4.2.12 | Jumlah Dokter Spesialis, Dokter Umum, dan Dokter Gigi Menurut Sarana Pelayanan Kesehatan di Provinsi Lampung, 2022.....                                                                                    | 218 |
|        | <i>Number of Medical Specialist, General Practitioners, and Dentists by Health Facilities in Lampung Province, 2022.....</i>                                                                               | 218 |
| 4.2.13 | Jumlah Ibu Hamil, Melakukan Kunjungan K1, Melakukan Kunjungan K4, Kurang Energi Kronis (KEK), dan Mendapat Tablet Zat Besi (Fe) di Provinsi Lampung, 2017–2022.....                                        | 219 |
|        | <i>Number of Pregnant Women, Conducting K1 Visits, Conducting K4 Visits, Chronic Energy Lack, and Getting Iron Tablets (Fe) in Lampung Province, 2017–2022.....</i>                                        | 219 |
| 4.2.14 | Jumlah Remaja Usia 15-24 Tahun yang Mendapat Penyuluhan Tentang Kesehatan Reproduksi (Kespro), HIV/AIDS, dan Keluarga Berencana (KB) menurut Kabupaten/Kota (kali) di Provinsi Lampung, 2022.....          | 220 |
|        | <i>Number of Adolescents Aged 15-24 Years Who Received Counseling on Reproductive Health, HIV/AIDS, and Family Planning by Regency/Municipality (times) in Lampung Province, 2022.....</i>                 | 220 |
| 4.2.15 | Jumlah Klinik Keluarga Berencana (KKB) dan Pos Pelayanan                                                                                                                                                   |     |

|                                                                                                                                                                                                 | Halaman<br>Page   |
|-------------------------------------------------------------------------------------------------------------------------------------------------------------------------------------------------|-------------------|
| Keluarga Berencana Desa (PPKBD) menurut Kabupaten/Kota di Provinsi Lampung, 2022.....                                                                                                           | 221               |
| <i>Number of Family Planning Clinics (KKB) and Village Family Planning Assistant Builder (PPKBD) by Regency/Municipality in Lampung Province, 2022.....</i>                                     | <i>221</i>        |
| 4.2.16 Jumlah Pasangan Usia Subur dan Peserta KB Aktif menurut Kabupaten/Kota di Provinsi Lampung, 2022.....                                                                                    | 222               |
| <i>Number of Fertile Age Couples and Active Family Planning Participants by Regency/Municipality in Lampung Province, 2022.....</i>                                                             | <i>222</i>        |
| 4.2.18 Jumlah Bayi Lahir, Bayi Berat Badan Lahir Rendah (BBLR), dan Bergizi Kurang menurut Kabupaten/Kota di Provinsi Lampung, 2022.....                                                        | 224               |
| <i>Number of Births, Babies with Low Birth Weights (LBW), and Malnutrition by Regency/Municipality in Lampung Province, 2022.....</i>                                                           | <i>224</i>        |
| 4.2.19 Persentase Perempuan Pernah kawin Berumur 15-49 Tahun yang Melahirkan Anak Lahir Hidup (ALH) Menurut Kabupaten/Kota dan Penolong Proses Kelahiran di Provinsi Lampung, 2021 - 2022 ..... | 225               |
| <i>Percentage of Women Ever Married Aged 15-49 Years Who Gave Birth Alived Children by Regency/Municipality and Birth Process Helper in Lampung Province, 2021 - 2022 .....</i>                 | <i>225</i>        |
| 4.2.20 Kepesertaan Jaminan Kesehatan Nasional Kartu Indonesia Sehat (JKN - KIS ) Menurut Kabupaten/Kota di Provinsi Lampung, Sampai Dengan Desember 2022 .....                                  | 228               |
| <i>The Indonesian National Health Insurance System Participation by Regency/Municipality in Lampung Province, until December 2022.....</i>                                                      | <i>228</i>        |
| <b>4.3 PERUMAHAN DAN LINGKUNGAN .....</b>                                                                                                                                                       | <b>231</b>        |
| <b><i>HOUSING AND ENVIRONMENT .....</i></b>                                                                                                                                                     | <b><i>231</i></b> |
| 4.3.1 Distribusi Persentase Rumah Tangga Menurut Kabupaten/Kota dan Luas Lantai (m <sup>2</sup> ) di Provinsi Lampung, 2022.....                                                                | 231               |
| <i>Percentage Distribution of Household Population by Regency/Municipality and Floor Area (m2) in Lampung Province 2022 .....</i>                                                               | <i>231</i>        |
| 4.3.2 Distribusi Persentase Rumah Tangga Menurut Kabupaten/Kota dan Sumber Air Minum di Provinsi Lampung, 2022.....                                                                             | 232               |
| <i>Percentage Distribution of Household Population by Regency/Municipality and Source of Drinking Water in Lampung Province, 2022.....</i>                                                      | <i>232</i>        |

|                                                                                                                                                                 | Halaman<br>Page |
|-----------------------------------------------------------------------------------------------------------------------------------------------------------------|-----------------|
| 4.3.3 Distribusi Persentase Rumah Tangga Menurut Kabupaten/Kota dan Sumber Penerangan di Provinsi Lampung, 2022.....                                            | 235             |
| <i>Percentage Distribution of Household Population by Regency/Municipality and Lighting Source in Lampung Province, 2022 .....</i>                              | <i>235</i>      |
| 4.3.4 Distribusi Persentase Rumah Tangga Menurut Kabupaten/Kota dan Penggunaan Fasilitas Tempat Buang Air Besar di Provinsi Lampung, 2022.....                  | 236             |
| <i>Percentage Distribution of Household Population by Regency/Municipality and Type of Toilet Facility Used by The Household in Lampung Province, 2022.....</i> | <i>236</i>      |
| 4.3.5 Distribusi Persentase Rumah Tangga Menurut Kabupaten/Kota dan Bahan Bakar Utama untuk Memasak di Provinsi Lampung, 2022.....                              | 237             |
| <i>Percentage Distribution of Household Population by Regency/Municipality and and Type of Cooking Fuel in Lampung Province, 2022.....</i>                      | <i>237</i>      |
| 4.3.6 Distribusi Persentase Rumah Tangga Menurut Kabupaten/Kota dan Status Kepemilikan Bangunan Tempat Tinggal di Provinsi Lampung, 2022.....                   | 239             |
| <i>Percentage Distribution of Household by Regency/Municipality and Dwelling Ownership Status in Lampung Province, 2022 .....</i>                               | <i>239</i>      |
| 4.3.7 Distribusi Persentase Rumah Tangga Menurut Kabupaten/Kota dan Jenis Lantai Terluas di Provinsi Lampung, 2022.....                                         | 240             |
| <i>Percentage Distribution of Household Population by Regency/Municipality and Main Material of Dwelling Floor in Lampung Province, 2022.....</i>               | <i>240</i>      |
| 4.3.8 Persentase Rumah Tangga yang Memiliki Akses Terhadap Sanitasi Layak Menurut Kabupaten/Kota di Provinsi Lampung, 2018–2022...                              | 241             |
| <i>Percentage of Household Population by Regency/Municipality and Improved Sanitation in Lampung Province, 2018–2022.....</i>                                   | <i>241</i>      |
| 4.3.9 Persentase Rumah Tangga yang Memiliki Akses Terhadap Sumber Air Minum Layak Menurut Kabupaten/Kota di Provinsi Lampung, 2018–2022.....                    | 242             |
| <i>Percentage of Household Population by Regency/Municipality and Improved Drinking Water in Lampung Province, 2018–2022 .....</i>                              | <i>242</i>      |

|                                                                                                                                                                                                                                                     | Halaman<br>Page |
|-----------------------------------------------------------------------------------------------------------------------------------------------------------------------------------------------------------------------------------------------------|-----------------|
| <b>4.4 KRIMINALITAS .....</b>                                                                                                                                                                                                                       | <b>243</b>      |
| <b>CRIME .....</b>                                                                                                                                                                                                                                  | <b>243</b>      |
| 4.4.1 Jumlah Kejahatan yang Dilaporkan, Risiko Penduduk Terjadi Tindak Pidana per 100.000 Penduduk, Persentase Penyelesaian Tindak Pidana, dan Selang Waktu Terjadinya Tindak Pidana Menurut Kepolisian Resort di Provinsi Lampung, 2020–2022 ..... | 243             |
| <i>Crime Total, Crime Rate per 100,000 Population, Percentage of Crime Clearance, and Time Interval of Crime Occurance by Departmental (Resort) Police Office n Lampung Province, 2020-2022 .....</i>                                               | <i>243</i>      |
| 4.4.2 Jumlah Tindak Pidana Menurut Kepolisian Resor di Provinsi Lampung, 2020–2022 .....                                                                                                                                                            | 247             |
| <i>Number of Reported Criminal Cases by District Police Office in Lampung Province, 2020–2022 .....</i>                                                                                                                                             | <i>247</i>      |
| 4.4.3 Penyelesaian Tindak Pidana Menurut Kabupaten/Kota di Provinsi Lampung, 2020–2022 .....                                                                                                                                                        | 248             |
| <i>Crime Clearance Rate by Regency/Municipality in Lampung Province, 2020–2022 .....</i>                                                                                                                                                            | <i>248</i>      |
| 4.4.4 Penyelesaian Tindak Pidana Menurut Kepolisian Resor di Provinsi Lampung, 2022 .....                                                                                                                                                           | 249             |
| <i>Crime Clearance Rate by District Pollice Office in Lampung Province, 2022 .....</i>                                                                                                                                                              | <i>249</i>      |
| 4.4.5 Banyaknya Kecelakaan Lalu Lintas, Korban dan Kerugiannya Menurut Wilayah Kepolisian di Provinsi Lampung Tahun 2021 dan 2022 .....                                                                                                             | 261             |
| <i>Number of Traffic Accidents Victims and Its Lost by Resort in Lampung Province, 2021 and 2022 .....</i>                                                                                                                                          | <i>261</i>      |
| 4.4.6 Banyaknya Tahanan di Pemasyarakatan/Rumah Tahanan Provinsi Lampung, 31 Desember 2022 .....                                                                                                                                                    | 265             |
| <i>Number of Prisoners in Penitentiary/House of Detention in Lampung Province, 2021, 31 December 2022 .....</i>                                                                                                                                     | <i>265</i>      |
| 4.4.7 Banyaknya Narapidana di Pemasyarakatan / Rumah Tahanan Provinsi Lampung, 31 Desember 2022 .....                                                                                                                                               | 267             |
| <i>Number of Inmates in Penitentiary / House of Detention in Lampung Province, 31 December 2022 .....</i>                                                                                                                                           | <i>267</i>      |



|                                                                                                                                                                                                        | Halaman<br>Page |
|--------------------------------------------------------------------------------------------------------------------------------------------------------------------------------------------------------|-----------------|
| 4.4.8 Jumlah Perkara Perdata Berhasil dimediasi Pengadilan Negeri se-<br>wilayah Hukum Pengadilan Tinggi Tanjung Karang, 2022 .....                                                                    | 269             |
| <i>Number of Civil Cases Succ0essfully Settled Through Mediation by<br/>High Court of Tanjung Karang and High Court within The Area of<br/>Jurisdiction of High Court of Tanjung Karang, 2022.....</i> | <i>269</i>      |
| 4.4.9 Jumlah Perkara Anak Yang Berhasil Melalui Diversi Pengadilan<br>Pengadilan Tinggi Negeri se Wilayah Hukum Pengadilan Tinggi<br>Tanjung Karang, 2022.....                                         | 270             |
| <i>Number of child cases Settled through Diversion by High Court within<br/>their Area of Jurisdiction of High Court Tanjung Karang, 2022 .....</i>                                                    | <i>270</i>      |
| 4.4.10 Jumlah Paspor RI yang Dikeluarkan Kantor Imigrasi Provinsi<br>Lampung, 2021–2022 .....                                                                                                          | 271             |
| <i>Number of Passport of RI Issued by First Class Immigration Office of<br/>Lampung Province, 2021–2022.....</i>                                                                                       | <i>271</i>      |
| 4.4.11 Jumlah Warga Negara Asing Yang Tercatat di Kantor Imigrasi se-<br>Provinsi Lampung, 2022.....                                                                                                   | 272             |
| <i>Number of Foreign Citizens Registered at Immigration Office in<br/>Lampung Province, 2022.....</i>                                                                                                  | <i>272</i>      |
| <b>4.5 AGAMA DAN SOSIAL LAINNYA .....</b>                                                                                                                                                              | <b>275</b>      |
| <b>RELIGION AND OTHER SOCIAL AFFAIRS .....</b>                                                                                                                                                         | <b>275</b>      |
| 4.5.1 Jumlah Jemaah Haji yang Diberangkatkan <sup>1</sup> ke Tanah Suci Mekah<br>Menurut Kabupaten/Kota di Provinsi Lampung, 2020–2022 .....                                                           | 275             |
| <i>Number of Hajji Pilgrims Departured<sup>1</sup> to the Holyland of Mecca by<br/>Regency/Municipality in Lampung Province, 2020–2022.....</i>                                                        | <i>275</i>      |
| 4.5.2 Nikah, Talak dan Cerai Menurut Kabupaten/Kota di Provinsi<br>Lampung, 2020–2022 .....                                                                                                            | 276             |
| <i>Number of Marriages and Divorces by Regency/Municipality in<br/>Lampung Province, 2020–2022.....</i>                                                                                                | <i>276</i>      |
| 4.5.3 Jumlah Perceraian Menurut Faktor dan Kabupaten/Kota di Provinsi<br>Lampung, 2022.....                                                                                                            | 280             |
| <i>Number of Divorces by Factors and Regency/Municipality in Lampung<br/>Province, 2022.....</i>                                                                                                       | <i>280</i>      |

|                                                                                                                                                | Halaman<br>Page |
|------------------------------------------------------------------------------------------------------------------------------------------------|-----------------|
| 4.5.4 Jumlah Penduduk Menurut Kabupaten/Kota dan Agama yang Dianut di Provinsi Lampung, 2022 .....                                             | 283             |
| <i>Population by Regency/Municipality and Religion in Lampung Province, 2022 .....</i>                                                         | <i>283</i>      |
| 4.5.5 Jumlah Tempat Peribadatan Menurut Kabupaten/Kota di Provinsi Lampung, 2022.....                                                          | 284             |
| <i>Number of Places of Worship by Regency/Municipality and Religion in Lampung Province, 2022.....</i>                                         | <i>284</i>      |
| 4.5.6 Jumlah Kejadian Bencana Alam Menurut Kabupaten/Kota di Provinsi Lampung, 2022.....                                                       | 285             |
| <i>Number of Natural Disaster Events by Regency/Municipality in Lampung Province, 2022.....</i>                                                | <i>285</i>      |
| 4.5.7 Jumlah Korban yang Diakibatkan Bencana Alam Menurut Kabupaten/Kota di Provinsi Lampung, 2022.....                                        | 287             |
| <i>Number of Victims Due to Natural Disaster by Regency/Municipality in Lampung Province, 2022.....</i>                                        | <i>287</i>      |
| 4.5.8 Jumlah Kerusakan Rumah yang Diakibatkan Bencana Alam Menurut Kabupaten/Kota di Provinsi Lampung, 2022 .....                              | 297             |
| <i>Number of Damaged Houses Due to Natural Disaster by Regency/Municipality in Lampung Province, 2022.....</i>                                 | <i>297</i>      |
| 4.5.9 Jumlah Desa <sup>1</sup> /Kelurahan yang Mengalami Bencana Alam <sup>2</sup> Menurut Kabupaten/Kota di Provinsi Lampung, 2019–2021 ..... | 307             |
| <i>Number of Villages<sup>1</sup> that Had Natural Disaster<sup>2</sup> by Regency/Municipality in Lampung Province, 2019–2021 .....</i>       | <i>307</i>      |
| 4.5.10 Jumlah Keluarga Penerima Manfaat (KPM) dan Anggaran Bantuan Sosial Pangan Menurut Kabupaten/Kota di Provinsi Lampung, 2022 .....        | 310             |
| <i>Number of Beneficiary Family and Food Social Assistance Budget by Regency/Municipality in Lampung Province, 2022 .....</i>                  | <i>310</i>      |
| 4.5.11 Jumlah Penyandang Disabilitas Menurut Ragam Disabilitas di Provinsi Lampung, 2021 .....                                                 | 311             |
| <i>Number of Persons with Disabilities by Variety of Disabilities in Lampung Province, 2021 .....</i>                                          | <i>311</i>      |

|                                                                                                                                                | Halaman<br>Page |
|------------------------------------------------------------------------------------------------------------------------------------------------|-----------------|
| <b>4.6 KEMISKINAN DAN PEMBANGUNAN MANUSIA.....</b>                                                                                             | <b>315</b>      |
| <b><i>POVERTY AND HUMAN DEVELOPMENT .....</i></b>                                                                                              | <b>315</b>      |
| 4.6.1 Garis Kemiskinan, Jumlah, dan Persentase Penduduk Miskin di Provinsi Lampung, 2014–2022.....                                             | 315             |
| <i>Poverty Line, Number, and Percentage of Poor People in Lampung Province, 2014–2022 .....</i>                                                | 315             |
| 4.6.2 Jumlah dan Persentase Penduduk Miskin Menurut Kabupaten/ Kota di Provinsi Lampung, 2021 dan 2022 .....                                   | 317             |
| <i>Poverty Line, Number and Percentage of Poor People by Regency/ Municipality in Lampung Province, 2021 and 2022 .....</i>                    | 317             |
| 4.6.3 Indeks Kedalaman Kemiskinan dan Indeks Keparahan Kemiskinan Menurut Daerah di Provinsi Lampung, 2014–2022.....                           | 318             |
| <i>Poverty Gap Index and Poverty Severity Index by Region in Lampung Province, 2014–2022 .....</i>                                             | 318             |
| 4.6.4 Karakteristik Rumah Tangga Miskin dan Rumah Tangga Tidak Miskin di Provinsi Lampung, 2021 dan 2022 .....                                 | 320             |
| <i>Characteristics of Poor and Non-Poor Households in Lampung Province, 2021 and 2022.....</i>                                                 | 320             |
| 4.6.5 Indeks Pembangunan Manusia Menurut Kabupaten/Kota di Provinsi Lampung, 2017–2022.....                                                    | 322             |
| <i>Human Development Index by Regency/Municipality in Lampung Province, 2017-2022 .....</i>                                                    | 322             |
| <b>5. PERTANIAN, KEHUTANAN, PETERNAKAN, DAN PERIKANAN/</b>                                                                                     |                 |
| <b><i>AGRICULTURE, FORESTRY, LIVESTOCK, AND FISHERY .....</i></b>                                                                              | <b>323</b>      |
| <b>5.1 PERTANIAN, KEHUTANAN, PETERNAKAN, DAN PERIKANAN ...</b>                                                                                 | <b>340</b>      |
| <b><i>AGRICULTURE, FORESTRY, LIVESTOCK, AND FISHERY .....</i></b>                                                                              | <b>340</b>      |
| 5.1.1 Luas Panen <sup>1</sup> , Produktivitas, dan Produksi Padi <sup>2</sup> Menurut Kabupaten/ Kota di Provinsi Lampung, 2021 dan 2022 ..... | 340             |
| <i>Harvested Area, Productivity, dan Production of Paddy <sup>1</sup> by Regency/ Municipality in Lampung Provinsi, 2021 and 2022 .....</i>    | 340             |
| 5.1.2 Produksi Padi <sup>1</sup> dan Beras Menurut Kabupaten/Kota di Provinsi Lampung, 2021 dan 2022 .....                                     | 342             |
| <i>Paddy and Rice Production <sup>1</sup> by Regency/Municipality in Lampung Province, 2021 and 2022.....</i>                                  | 342             |

|            | Halaman<br>Page                                                                                                              |            |
|------------|------------------------------------------------------------------------------------------------------------------------------|------------|
| 5.1.3      | Produksi Jagung <sup>1</sup> dan Kedelai <sup>2</sup> Menurut Kabupaten/Kota (ton) di Provinsi Lampung, 2015.....            | 343        |
|            | <i>Production of Maize and Soybeans by Regency/Municipality (ton) in Lampung Province, 2015.....</i>                         | 343        |
| <b>5.2</b> | <b>HORTIKULTURA .....</b>                                                                                                    | <b>344</b> |
|            | <b>HORTICULTURE.....</b>                                                                                                     | <b>344</b> |
| 5.2.1      | Luas Panen Tanaman Sayuran Menurut Kabupaten/Kota dan Jenis Tanaman di Provinsi Lampung, 2021 dan 2022.....                  | 344        |
|            | <i>Harvested Area of Vegetables by Regency/Municipality and Kind of Plant in Lampung Province, 2021 and 2022.....</i>        | 344        |
| 5.2.2      | Produksi Tanaman Sayuran Menurut Kabupaten/Kota dan Jenis Tanaman di Provinsi Lampung, 2021 dan 2022.....                    | 357        |
|            | <i>Production of Vegetables by Regency/Municipality and Kind of Plant in Lampung Province, 2021 and 2022.....</i>            | 357        |
| 5.2.3      | Luas Panen Tanaman Sayuran dan Buah–Buahan Semusim Menurut Jenis Tanaman di Provinsi Lampung, 2019–2022 .....                | 370        |
|            | <i>Harvested Area of Seasonal Vegetables and Fruits by Kind of Plant in Lampung Province, 2019–2022 .....</i>                | 370        |
| 5.2.4      | Produksi Tanaman Sayuran dan Buah–Buahan Semusim Menurut Jenis Tanaman di Provinsi Lampung, 2020–2022 .....                  | 372        |
|            | <i>Production of Seasonal Vegetables and Fruits by Kind of Plant in Lampung Province, 2019–2022.....</i>                     | 372        |
| 5.2.5      | Luas Panen Tanaman Biofarmaka Menurut Kabupaten/Kota dan Jenis Tanaman di Provinsi Lampung, 2020 dan 2021 .....              | 374        |
|            | <i>Harvested Area of Medicinal Plants by Regency/Municipality and Kind of Plant in Lampung Province, 2020 and 2021 .....</i> | 374        |
| 5.2.6      | Produksi Tanaman Biofarmaka Menurut Kabupaten/Kota dan Jenis Tanaman di Provinsi Lampung, 2020 dan 2021 .....                | 382        |
|            | <i>Production of Medicinal Plants by Regency/Municipality and Kind of Plant in Lampung Province, 2020 and 2021 .....</i>     | 382        |
| 5.2.7      | Luas Panen Tanaman Biofarmaka Menurut Jenis Tanaman di Provinsi Lampung, 2020–2022.....                                      | 390        |
|            | <i>Harvested Area of Medicinal Plants by Kind of Plant in Lampung Province, 2020–2022 .....</i>                              | 390        |

|            | Halaman<br>Page                                                                                                                                                                                                                                             |
|------------|-------------------------------------------------------------------------------------------------------------------------------------------------------------------------------------------------------------------------------------------------------------|
| 5.2.8      | Produksi Tanaman Biofarmaka Menurut Jenis Tanaman di Provinsi Lampung, 2020-2022 ..... 391<br><i>Production of Medicinal Plants by Kind of Plant in Lampung Province, 2020-2022</i> ..... 391                                                               |
| 5.2.9      | Luas Panen Tanaman Hias Menurut Kabupaten/Kota dan Jenis Tanaman di Provinsi Lampung, 2021 dan 2022 ..... 392<br><i>Harvested Area of Ornamental Plants by Regency/Municipality and Kind of Plant in Lampung Province, 2021 and 2022</i> ..... 392          |
| 5.2.10     | Produksi Tanaman Hias Menurut Kabupaten/Kota dan Jenis Tanaman di Provinsi Lampung, 2021 dan 2022 ..... 406<br><i>Production of Ornamental Plants by Regency/Municipality and Kind of Plant in Lampung Province, 2021 and 2022</i> ..... 406                |
| 5.2.11     | Luas Panen Tanaman Hias Menurut Jenis Tanaman di Provinsi Lampung, 2019–2022 ..... 420<br><i>Harvested Area of Ornamental Plants by Kind of Plant in Lampung Province, 2019–2022</i> ..... 420                                                              |
| 5.2.12     | Produksi Tanaman Hias Menurut Jenis Tanaman di Provinsi Lampung, 2019–2022 ..... 422<br><i>Production of Ornamental Plants by Kind of Plant in Lampung Province, 2019–2022</i> ..... 422                                                                    |
| 5.2.13     | Produksi Buah-buahan Menurut Kabupaten/Kota dan Jenis Tanaman di Provinsi Lampung, 2021 dan 2022 ..... 424<br><i>Production of Fruits by Regency/Municipality and Kind of Plant in Lampung Province, 2021 and 2022</i> ..... 424                            |
| 5.2.14     | Produksi Buah–Buahan dan Sayuran Tahunan Menurut Jenis Tanaman di Provinsi Lampung, 2019–2022 ..... 438<br><i>Production of Annual Fruits and Vegetables by Kind of Plant in Lampung Province, 2019–2022</i> ..... 438                                      |
| <b>5.3</b> | <b>PERKEBUNAN..... 440</b>                                                                                                                                                                                                                                  |
|            | <b>ESTATE CROPS ..... 440</b>                                                                                                                                                                                                                               |
| 5.3.1      | Luas Areal Tanaman Perkebunan Menurut Kabupaten/Kota dan Jenis Tanaman (ha) di Provinsi Lampung, 2021 dan 2022 ..... 440<br><i>Planted Area of Estate Crops by Regency/Municipality and Type of Crops (ha) in Lampung Province, 2021 and 2022</i> ..... 440 |

|            | Halaman<br>Page                                                                                                                                                                                                                                                                  |
|------------|----------------------------------------------------------------------------------------------------------------------------------------------------------------------------------------------------------------------------------------------------------------------------------|
| 5.3.2      | Produksi Perkebunan Menurut Kabupaten/Kota dan Jenis Tanaman (ton) di Provinsi Lampung, 2021 dan 2022..... 444<br><i>Production of Estate by Regency/Municipality and Type of Crops (ton) in Lampung Province, 2021 and 2022..... 444</i>                                        |
| 5.3.3      | Luas Areal Tanaman Perkebunan Rakyat Menurut Jenis Tanaman (ha) di Provinsi Lampung, 2018–2022..... 448<br><i>Planted Area of Smallholder Estates by Type of Crops (ha) in Lampung Province, 2018–2022 ..... 448</i>                                                             |
| 5.3.4      | Produksi Perkebunan Rakyat Menurut Jenis Tanaman (ton) di Provinsi Lampung, 2018–2022..... 449<br><i>Production of Smallholder Estates by Type of Crops (ton) in Lampung Province, 2018–2022 ..... 449</i>                                                                       |
| <b>5.4</b> | <b>KEHUTANAN ..... 450</b><br><b>FORESTRY ..... 450</b>                                                                                                                                                                                                                          |
| 5.4.1      | Luas Kawasan Hutan dan Konservasi Perairan <sup>1</sup> Menurut Kabupaten/Kota (ha) di Provinsi Lampung, 2022 ..... 450<br><i>Extent of Forest Area, Inland Water, Coastal, and Marine Ecosystem<sup>1</sup> by Regency/Municipality (ha) in Lampung Province, 2022..... 450</i> |
| 5.4.2      | Produksi Kayu Bulat dan Olahan Menurut Jenis Produksi, 2017–2021 ..... 454<br><i>Logs and Processed Timber Production by Type of Product, 2017–2021 ..... 454</i>                                                                                                                |
| 5.4.3      | Luas Kegiatan Reboisasi <sup>1</sup> (ha) di Provinsi Lampung, 2016–2022 ..... 456<br><i>Reforested Areas<sup>1</sup> (ha) in Lampung Province, 2016–2022 ..... 456</i>                                                                                                          |
| <b>5.5</b> | <b>PETERNAKAN..... 462</b><br><b>LIVESTOCK..... 462</b>                                                                                                                                                                                                                          |
| 5.5.1      | Populasi Ternak Menurut Kabupaten/Kota dan Jenis Ternak (ekor) di Provinsi Lampung, 2021 dan 2022 ..... 462<br><i>Livestock Population by Regency/Municipality and Kind of Livestock (heads) in Lampung Province, 2021 and 2022..... 462</i>                                     |

|            | Halaman<br>Page                                                                                                                                                                                                                                                                                               |
|------------|---------------------------------------------------------------------------------------------------------------------------------------------------------------------------------------------------------------------------------------------------------------------------------------------------------------|
| 5.5.2      | Populasi Unggas Menurut Kabupaten/Kota dan Jenis Unggas (ekor) di Provinsi Lampung, 2021 dan 2022..... 465<br><i>Poultry Population by Regency/Municipality and Kind of Poultry (heads) in Lampung Province, 2021 and 2022..... 465</i>                                                                       |
| 5.5.3      | Produksi Daging Ternak Menurut Kabupaten/Kota dan Jenis Ternak (kg) di Provinsi Lampung, 2021 dan 2022..... 467<br><i>Meat Production by Regency/Municipality and Kind of Livestock (kg) in Lampung Province, 2021 and 2022..... 467</i>                                                                      |
| 5.5.4      | Produksi Daging Unggas Menurut Kabupaten/Kota dan Jenis Unggas (kg), 2021 dan 2022 ..... 470<br><i>Poultry Meat Production by Regency/Municipality and Kind of Poultry (kg), 2021 and 2022 ..... 470</i>                                                                                                      |
| 5.5.5      | Produksi Telur Unggas dan Susu Sapi Menurut Kabupaten/Kota (kg) di Provinsi Lampung, 2021 dan 2022..... 472<br><i>Production of Poultry Eggs and Cow Milk by Regency/Municipality (kg) in Lampung Province, 2021 and 2022..... 472</i>                                                                        |
| <b>5.6</b> | <b>PERIKANAN ..... 474</b>                                                                                                                                                                                                                                                                                    |
|            | <b>FISHERY..... 474</b>                                                                                                                                                                                                                                                                                       |
| 5.6.1      | Produksi dan Nilai Produksi Perikanan Tangkap Menurut Kabupaten/Kota dan Jenis Penangkapan di Provinsi Lampung, 2021 ..... 474<br><i>Production and Production Value of Fish Capture by Regency/Municipality and Type of Captures in Lampung Province, 2021 ..... 474</i>                                     |
| 5.6.2      | Produksi dan Nilai Produksi Perikanan Tangkap di Laut Menurut Kabupaten/Kota dan Komoditas Utama di Provinsi Lampung, 2021 ..... 476<br><i>Production and Production Value of Marine Capture Fisheries by Regency/Municipality and Main Commodity in Lampung Province, 2021 ..... 476</i>                     |
| 5.6.3      | Produksi dan Nilai Produksi Perikanan Tangkap di Perairan Umum Menurut Kabupaten/Kota dan Komoditas Utama di Provinsi Lampung, 2021 ..... 479<br><i>Production and Production Value of Inland Open Water Capture Fisheries by Regency/Municipality and Main Commodity in Lampung Province, 2021 ..... 479</i> |

|            | Halaman<br>Page                                                                                                                                                                                                                                                                        |            |
|------------|----------------------------------------------------------------------------------------------------------------------------------------------------------------------------------------------------------------------------------------------------------------------------------------|------------|
| 5.6.4      | Produksi dan Nilai Produksi Perikanan Tangkap di Perairan Umum Menurut Kabupaten/Kota dan Lokasi di Provinsi Lampung, 2021 .....<br><i>Production and Production Value of Inland Open Water Capture Fisheries by Regency/Municipality and Location in Lampung Province, 2021 .....</i> | 481<br>481 |
| 5.6.5      | Produksi Perikanan Budidaya Menurut Kabupaten/Kota dan Jenis Kegiatan di Provinsi Lampung, 2021 .....<br><i>Production of Aquaculture by Regency/Municipality and Type of Activity in Lampung Province, 2021 .....</i>                                                                 | 484<br>484 |
| 5.6.6      | Produksi dan Nilai Produksi Perikanan Budidaya Menurut Kabupaten/Kota dan Jenis Budidaya di Provinsi Lampung, 2021.....<br><i>Production and Production Value of Aquaculture by Regency/Municipality and Type of Culture in Lampung Province, 2021 .....</i>                           | 485<br>485 |
| 5.6.7      | Produksi dan Nilai Produksi Perikanan Budidaya Menurut Kabupaten/Kota dan Komoditas Utama di Provinsi Lampung, 2021<br><i>Production and Production Value of Aquaculture by Regency/Municipality and Main Commodity in Lampung Province, 2021.....</i>                                 | 492<br>492 |
| <b>6.</b>  | <b>PERTAMBANGAN DAN ENERGI/MINING AND ENERGY .....</b>                                                                                                                                                                                                                                 | <b>499</b> |
| 6.1        | Jumlah Pelanggan Listrik, Listrik Terjual dan Nilai Penjualan Listrik PT. PLN (Persero) di Provinsi Lampung, 2022.....<br><i>Number of Registration Electricity Costumer, Electricity Sold and Value of Electricity Sales PT. PLN (Persero) in Lampung Province, 2022.....</i>         | 504<br>504 |
| 6.2        | Jumlah Pelanggan dan Air yang Disalurkan Menurut Kabupaten/Kota, 2022.....<br><i>Number of Customers and Distributed Water by Regency/Municipality, 2022.....</i>                                                                                                                      | 505<br>505 |
| <b>7.</b>  | <b>INDUSTRI MANUFAKTUR/MANUFACTURING INDUSTRY .....</b>                                                                                                                                                                                                                                | <b>507</b> |
| <b>7.1</b> | <b>INDUSTRI BESAR DAN SEDANG.....</b>                                                                                                                                                                                                                                                  | <b>514</b> |
|            | <b>LARGE AND MEDIUM MANUFACTURING INDUSTRY .....</b>                                                                                                                                                                                                                                   | <b>514</b> |
| 7.1.1      | Jumlah Perusahaan dan Tenaga Kerja Menurut Klasifikasi Industri pada Industri Besar dan Sedang di Provinsi Lampung, 2021 .....<br><i>Number of Companies and Employees by Industrial Classification in Large and Medium Industries in Lampung Province, 2021.....</i>                  | 514<br>514 |



|            | Halaman<br>Page                                                                                                                                                                                                                                                                                                                                                                                                                                                                                       |
|------------|-------------------------------------------------------------------------------------------------------------------------------------------------------------------------------------------------------------------------------------------------------------------------------------------------------------------------------------------------------------------------------------------------------------------------------------------------------------------------------------------------------|
| 7.1.2      | Jumlah Perusahaan, Tenaga Kerja, Investasi, dan Nilai Produksi pada Industri Besar dan Sedang Menurut Kabupaten/Kota di Provinsi Lampung, 2021 ..... 516<br><i>Number of Companies, Employees, Investment, and Production Value in Large and Medium Industries by Regency/Municipality in Lampung Province, 2021</i> ..... 516                                                                                                                                                                        |
| <b>7.2</b> | <b>INDUSTRI MIKRO DAN KECIL ..... 517</b><br><b>MICRO AND SMALL MANUFACTURING INDUSTRY ..... 517</b>                                                                                                                                                                                                                                                                                                                                                                                                  |
| 7.2.1      | Jumlah Perusahaan dan Tenaga Kerja Menurut Klasifikasi Industri pada Industri Mikro dan Kecil, 2021 ..... 517<br><i>Number of Establishments and Workers Engaged by Industrial Classification in Micro and Small Manufacturing Industry, 2021</i> ..... 517                                                                                                                                                                                                                                           |
| 7.2.2      | Jumlah Perusahaan, Tenaga Kerja, Investasi, dan Nilai Produksi pada Industri Mikro dan Kecil Menurut Kabupaten/Kota, 2021 ..... 519<br><i>Number of Establishments, Workers Engaged, Investment, and Production Value in Micro and Small Manufacturing Industry by Regency/Municipality, 2021</i> ..... 519                                                                                                                                                                                           |
| <b>7.3</b> | <b>KONSTRUKSI ..... 520</b><br><b>CONSTRUCTION ..... 520</b>                                                                                                                                                                                                                                                                                                                                                                                                                                          |
| 7.3.1      | Ringkasan Statistik Konstruksi Perorangan, 2020..... 520<br><i>Summary of Micro Construction Establishments Statistics, 2020</i> ..... 520                                                                                                                                                                                                                                                                                                                                                            |
| 7.2.2      | Banyaknya Sampel Usaha, Rata-Rata Pekerja Tetap, Median Hari Orang Pekerja Harian, Median Balas Jasa dan Upah Pekerja per Tahun, serta Median Nilai Konstruksi Usaha Konstruksi Perorangan Menurut Kabupaten/Kota, 2020..... 521<br><i>Sample Size, Average of Permanent Workers, Median of Mandays of Casual Workers, Median of Annual Compensation and Wages of Workers, and Median of Construction Value by Unincorporated Construction Establishments by Regency/Municipality, 2020</i> ..... 521 |

|                                                                                                                                                                        | Halaman<br>Page |
|------------------------------------------------------------------------------------------------------------------------------------------------------------------------|-----------------|
| <b>8. PARIWISATA/TOURISM .....</b>                                                                                                                                     | <b>523</b>      |
| <b>PARIWISATA .....</b>                                                                                                                                                | <b>531</b>      |
| <b>TOURISM.....</b>                                                                                                                                                    | <b>531</b>      |
| 8.1 Jumlah Akomodasi, Kamar, dan Tempat Tidur yang Tersedia pada Hotel Bintang Menurut Kabupaten/Kota di Provinsi Lampung, 2018–2022.....                              | 531             |
| <i>Number of Accommodations, Available Rooms and Beds in Classified Hotel by Regency/Municipality in Lampung Province, 2018–2022 .....</i>                             | <i>531</i>      |
| 8.2 Jumlah Akomodasi, Kamar, dan Tempat Tidur yang Tersedia pada Hotel Nonbintang dan Akomodasi Lainnya Menurut Kabupaten/Kota di Provinsi Lampung, 2018–2022 .....    | 536             |
| <i>Number of Accommodations, Available Rooms and Beds in Non-Classified Hotel and Other Accommodations by Regency/Municipality in Lampung Province, 2018–2022.....</i> | <i>536</i>      |
| 8.3 Rata-rata Lama Menginap Tamu Asing dan Tamu Domestik Menurut Bulan (hari) di Provinsi Lampung, 2022 .....                                                          | 541             |
| <i>Length Average of Stay of Foreign and Domestic Guests by Month (day) in Lampung Province, 2022.....</i>                                                             | <i>541</i>      |
| 8.4 Tingkat Penghunian Kamar Hotel Bintang dan Non Bintang menurut Bulan di Provinsi Lampung (persen), 2022 .....                                                      | 542             |
| <i>Room Occupancy Rate of Classified and Non-Classified Hotels by Month in Lampung Province (percent), 2022 .....</i>                                                  | <i>542</i>      |
| 8.5 Jumlah Rumah Makan/Restoran Menurut Kabupaten/Kota di Provinsi Lampung, 2019–2022.....                                                                             | 543             |
| <i>Number of Restaurants by Regency/Municipality in Lampung Province, 2019–2022 .....</i>                                                                              | <i>543</i>      |
| <b>9. TRANSPORTASI DAN KOMUNIKASI/TRANSPORTATION AND COMMUNICATION .....</b>                                                                                           | <b>545</b>      |
| <b>TRANSPORTASI.....</b>                                                                                                                                               | <b>552</b>      |
| <b>TRANSPORTATION .....</b>                                                                                                                                            | <b>552</b>      |
| 9.1.1 Panjang Jalan Menurut Kabupaten/Kota dan Tingkat Kewenangan Pemerintahan Provinsi Lampung (km), 2020–2022.....                                                   | 552             |
| <i>Length of Road by Regency/Municipality and Level of Government Authority in Lampung Province (km), 2020–2022 .....</i>                                              | <i>552</i>      |

|                                                                                                                                           | Halaman<br>Page |
|-------------------------------------------------------------------------------------------------------------------------------------------|-----------------|
| 9.1.2 Panjang Jalan Menurut Kabupaten/Kota dan Jenis Permukaan Jalan (km) di Provinsi Lampung 2022.....                                   | 555             |
| <i>Length of Road by Regency/Municipality and Type of Road Surface (km) in Lampung Province, 2022.....</i>                                | <i>555</i>      |
| 9.1.3 Panjang Jalan Menurut Kabupaten/Kota dan Kondisi Jalan (km) di Provinsi Lampung, 2022.....                                          | 557             |
| <i>Length of Road by Regency/Municipality and Road Condition (km) in Lampung Province, 2022.....</i>                                      | <i>557</i>      |
| 9.1.4 Panjang Jalan Negara dan Jalan Provinsi di Provinsi Lampung (Kilometer), 2022.....                                                  | 558             |
| <i>Length of State and Provincial Roads in Lampung Province (Kilometers), 2022.....</i>                                                   | <i>558</i>      |
| 9.1.5 Jumlah Kendaraan Bermotor Menurut Kabupaten/Kota dan Jenis Kendaraan di Provinsi Lampung(unit), 2020–2022 .....                     | 559             |
| <i>Number of Registered Motor Vehicles by Regency Municipality and Type of Motor Vehicles in Lampung Province (units), 2020–2022.....</i> | <i>559</i>      |
| 9.1.6 Jumlah Barang dan Bagasi Dalam Negeri per Bulan melalui Bandar Udara Radin Inten II, 2022.....                                      | 562             |
| <i>Quantity of Cargo and Baggages Loaded and Unloaded at Radin Inten II Airport, 2022.....</i>                                            | <i>562</i>      |
| 9.1.7 Jumlah Pesawat, dan Penumpang Dalam Negeri per Bulan melalui Bandar Udara Radin Inten II, 2022 .....                                | 563             |
| <i>Number of Aircrafts and Passenger per Month Passing Through Radin Inten II Airport, 2022.....</i>                                      | <i>563</i>      |
| 9.1.8 Lalu lintas Barang dan Penumpang melalui Stasiun Kereta Api Tanjungkarang Tahun 2022.....                                           | 564             |
| <i>Railway Cargo and Passengers Traffic in Tanjungkarang Railway Station, 2022 .....</i>                                                  | <i>564</i>      |
| 9.1.9 Jumlah Sarana Pendukung Perhubungan Menurut Kabupaten/ Kota di Provinsi Lampung (unit), 2022.....                                   | 565             |
| <i>Number of Transportation Supporting Facilities by Regency/ Municipality (unit), 2022 .....</i>                                         | <i>565</i>      |

|                                                                                                                                                                 | Halaman<br>Page |
|-----------------------------------------------------------------------------------------------------------------------------------------------------------------|-----------------|
| <b>9.2 KOMUNIKASI.....</b>                                                                                                                                      | <b>567</b>      |
| <b>COMMUNICATION.....</b>                                                                                                                                       | <b>567</b>      |
| 9.2.1 Jumlah Kantor Pos Pembantu Menurut Kabupaten/Kota di Provinsi Lampung, 2019–2022 .....                                                                    | 567             |
| <i>Number of Post Offices Subsidiaries by Regency/Municipality in Lampung Province, 2019–2022.....</i>                                                          | <i>567</i>      |
| 9.2.2 Banyaknya Desa <sup>1</sup> /Kelurahan menurut Kabupaten/Kota dan Penerimaan Sinyal Internet Telepon Seluler di Provinsi Lampung, 2020 dan 2021 .....     | 568             |
| <i>Number of Villages<sup>1</sup>/Sub-district by Regency/Municipality and Cellular Phone Internet Signal Reception in Lampung Province, 2020 and 2021.....</i> | <i>568</i>      |
| <b>10. HARGA-HARGA/PRICES .....</b>                                                                                                                             | <b>571</b>      |
| <b>HARGA-HARGA.....</b>                                                                                                                                         | <b>580</b>      |
| <b>PRICES.....</b>                                                                                                                                              | <b>580</b>      |
| 10.1 Indeks Harga Konsumen (IHK) per Bulan Menurut Kelompok Pengeluaran di Kota Bandar Lampung (2018=100), 2022.....                                            | 580             |
| <i>Consumer Price Index per Month by Expenditure Group in Bandar Lampung Municipality (2018=100), 2022.....</i>                                                 | <i>580</i>      |
| 10.2 Indeks Harga Konsumen (IHK) per Bulan Menurut Kelompok Pengeluaran di Kota Metro (2018=100), 2022.....                                                     | 584             |
| <i>Consumer Price Index per Month by Expenditure Group in Metro Municipality (2018=100), 2022.....</i>                                                          | <i>584</i>      |
| 10.3 Indeks Harga Konsumen (IHK) Gabungan Dua Kota di Provinsi Lampung per Bulan Menurut Kelompok Pengeluaran (2018=100), 2022 .....                            | 588             |
| <i>Combined Consumer Price Index of Two Municipalities in Lampung Province per Month by Expenditure Group (2018=100), 2022.....</i>                             | <i>588</i>      |
| 10.4 Laju Inflasi Bulanan Kota Bandar Lampung Menurut Kelompok Pengeluaran (2018=100) , 2022.....                                                               | 592             |
| <i>Monthly Inflation Rate of Lampung Municipality by Expenditure Group (2018=100), 2022.....</i>                                                                | <i>592</i>      |

|                                                                                                                              | Halaman<br>Page |
|------------------------------------------------------------------------------------------------------------------------------|-----------------|
| 10.5 Laju Inflasi Bulanan Kota Metro Menurut Kelompok Pengeluaran (2018=100) , 2022.....                                     | 596             |
| <i>Monthly Inflation Rate of Metro Municipality by Expenditure Group (2018=100), 2022 .....</i>                              | <i>596</i>      |
| 10.6 Laju Inflasi Bulanan Gabungan Dua Kota di Provinsi Lampung Menurut Kelompok Pengeluaran (2018=100) , 2022.....          | 600             |
| <i>Combined Monthly Inflation Rate of Two Municipalities in Lampung Province by Expenditure Group (2018=100), 2022.....</i>  | <i>600</i>      |
| 10.7 Nilai Tukar dan Indeks Nilai Tukar Petani di Provinsi Lampung (2018=100), 2021-2022.....                                | 604             |
| <i>Exchange Rate and Farmer's Exchange Rate Index in Lampung Province (2018=100), 2021-2022.....</i>                         | <i>604</i>      |
| 10.8 Kurs Tengah Beberapa Mata Uang Asing Terhadap Rupiah di Bank Indonesia, 2015–2022.....                                  | 605             |
| <i>Selected Foreign Exchange Middle Rates Againsts Rupiah At Bank Indonesia, 2015–2022.....</i>                              | <i>605</i>      |
| 10.9 Posisi Dana Masyarakat per Triwulan oleh Perbankan di Provinsi Lampung (Juta Rupiah), 2015–2022.....                    | 606             |
| <i>Quarterly Position of Public Funds in State and Commercial Banks in Lampung Province (Million Rupiah), 2015–2022.....</i> | <i>606</i>      |
| 10.10 Jumlah Kantor Bank Umum dan BPR menurut Kabupaten/Kota di Provinsi Lampung, 2022.....                                  | 608             |
| <i>Number of Bank and BPR by Regency/municipality in Lampung Province, 2022.....</i>                                         | <i>608</i>      |
| 10.11 Jumlah Koperasi, Karyawan dan Anggota Menurut Kabupaten/ Kota di Provinsi Lampung, 2022.....                           | 610             |
| <i>Number of Cooperatives, Employe and members by Regency/ Municipality in Lampung Province, 2022.....</i>                   | <i>610</i>      |
| 10.12 Jumlah Koperasi Primer dan Aktivasnya menurut Kabupaten/ Kota di Provinsi Lampung, 2022.....                           | 611             |
| <i>Number of Primary Cooperatives and Type of Activity by Regency/ Municipality in Lampung Province, 2022.....</i>           | <i>611</i>      |
| 10.13 Jumlah Usaha Mikro Kecil dan Menengah (UMKM) menurut Kabupaten/Kota di Provinsi Lampung, 2020 dan 2021 .....           | 615             |
| <i>Number of Micro Small and Medium Enterprises by regency Municipality in Lampung Province, 2020 and 2021 .....</i>         | <i>615</i>      |

|                                                                                                                                                                             | Halaman<br>Page |
|-----------------------------------------------------------------------------------------------------------------------------------------------------------------------------|-----------------|
| <b>11. PENGELUARAN PENDUDUK/POPULATION EXPENDITURE .....</b>                                                                                                                | <b>617</b>      |
| <b>PENGELUARAN PENDUDUK.....</b>                                                                                                                                            | <b>623</b>      |
| <b>POPULATION EXPENDITURE .....</b>                                                                                                                                         | <b>623</b>      |
| 11.1 Rata-rata Pengeluaran per Kapita Sebulan Menurut Kelompok Komoditas dan Daerah Tempat Tinggal (rupiah), 2021 dan 2022.....                                             | 623             |
| <i>Monthly Average Expenditure per Capita by Commodity Group and Urban Rural Classification (rupiahs), 2021 and 2022.....</i>                                               | 623             |
| 11.2 Persentase Pengeluaran per Kapita Sebulan Menurut Kelompok Komoditas dan Daerah Tempat Tinggal, 2021 dan 2022.....                                                     | 625             |
| <i>Percentage of Monthly Expenditure per Capita by Commodity Group and Urban Rural Classification, 2021 and 2022 .....</i>                                                  | 625             |
| 11.3 Rata-rata Pengeluaran per Kapita Sebulan Makanan dan Bukan Makanan Menurut Kabupaten/Kota (rupiah) di Provinsi Lampung, 2021 dan 2022 .....                            | 627             |
| <i>Monthly Average of Food and Non-Food Expenditure per Capita by Regency/Municipality (rupiahs) in Lampung Province, 2021 and 2022.</i>                                    | 627             |
| 11.4 Persentase Pengeluaran per Kapita Sebulan Makanan dan Bukan Makanan di Daerah Perkotaan dan Perdesaan Menurut Kabupaten/ Kota di Provinsi Lampung, 2021 dan 2022 ..... | 628             |
| <i>Percentage of Monthly Food and Non-Food Expenditure per Capita in Urban and Rural Areas by Regency/Municipality in Lampung Province, 2021 and 2022 .....</i>             | 628             |
| 11.5 Persentase Penduduk Menurut Golongan Pengeluaran Per Kapita Sebulan, 2021 dan 2022 .....                                                                               | 629             |
| <i>Percentage of Population by Class of Monthly Expenditure per Capita, 2021 and 2022 .....</i>                                                                             | 629             |
| <b>12. PERDAGANGAN LUAR NEGERI/FOREGIN TRADE .....</b>                                                                                                                      | <b>631</b>      |
| <b>12.1 EKSPOR.....</b>                                                                                                                                                     | <b>639</b>      |
| <b>EXPORT .....</b>                                                                                                                                                         | <b>639</b>      |
| 12.1.1 Volume Dan Nilai Ekspor dirinci Menurut Jenis Komoditi di Provinsi Asal Lampung, 2021 dan 2022.....                                                                  | 639             |
| <i>Volume and Value of Export by Type of Commodity at Province of Origin, 2021 and 2022.....</i>                                                                            | 639             |

|                                                                                                                                          | Halaman<br>Page   |
|------------------------------------------------------------------------------------------------------------------------------------------|-------------------|
| 12.1.2 Volume dan Nilai Ekspor Provinsi Lampung Menurut Negara Tujuan di Provinsi Lampung, 2021 dan 2022 .....                           | 643               |
| <i>Volume and Value of Export in Lampung Province by Destination Country in Lampung Province, 2021 and 2022.....</i>                     | <i>643</i>        |
| 12.1.3 Volume Dan Nilai Ekspor Menurut Pelabuhan Muat di Provinsi Lampung, 2021 dan 2022 .....                                           | 648               |
| <i>Volume and Value of Export by Loading Port in Lampung Province, 2021 and 2022 .....</i>                                               | <i>648</i>        |
| 12.1.4 Volume Dan Nilai Ekspor dirinci Menurut Jenis Komoditi di Provinsi Muat Lampung, 2021 dan 2022.....                               | 649               |
| <i>Volume and Value of Export by Commodity in Loading Province, 2021 and 2022.....</i>                                                   | <i>649</i>        |
| <b>12.2 IMPOR .....</b>                                                                                                                  | <b>651</b>        |
| <b><i>IMPORT .....</i></b>                                                                                                               | <b><i>651</i></b> |
| 12.2.1 Volume dan Nilai Impor Provinsi Lampung Menurut Negara Asal, 2021 dan 2022 .....                                                  | 651               |
| <i>Volume and Value of Import in Lampung Province by Country of Origin, 2021 and 2022.....</i>                                           | <i>651</i>        |
| 12.2.2 Volume dan Nilai Impor Provinsi Lampung Menurut Pelabuhan Bongkar, 2021 dan 2022.....                                             | 655               |
| <i>Volume and Value of Import in Lampung Province by Unloading Port, 2021 and 2022 .....</i>                                             | <i>655</i>        |
| <b>13. SISTEM NERACA REGIONAL/SYSTEM OF REGIONAL ACCOUNTS .....</b>                                                                      | <b>657</b>        |
| <b>13.1 PRODUK DOMESTIK REGIONAL BRUTO PROVINSI .....</b>                                                                                | <b>669</b>        |
| <b><i>PROVINCIAL GROSS REGIONAL DOMESTIC PRODUCT.....</i></b>                                                                            | <b><i>669</i></b> |
| 13.1.1 Produk Domestik Regional Bruto Atas Dasar Harga Berlaku Menurut Lapangan Usaha di Provinsi Lampung (miliar rupiah), 2018–2022.... | 669               |
| <i>Gross Regional Domestic Product at Current Market Prices by Industry in Lampung Province( billion rupiahs), 2018–2022.....</i>        | <i>669</i>        |

|        |                                                                                                                                                     |     |
|--------|-----------------------------------------------------------------------------------------------------------------------------------------------------|-----|
| 13.1.2 | Produk Domestik Regional Bruto Atas Dasar Harga Konstan 2010 Menurut Lapangan Usaha di Provinsi Lampung (miliar rupiah), 2018–2022.....             | 676 |
|        | <i>Gross Regional Domestic Product at 2010 Constant Market Prices by Industry in Lampung Province (billion rupiahs), 2018–2022.....</i>             | 676 |
| 13.1.3 | Distribusi Persentase Produk Domestik Regional Bruto Atas Dasar Harga Berlaku Menurut Lapangan Usaha di Provinsi Lampung, 2018–2022.....            | 683 |
|        | <i>Percentage Distrution of Gross Regional Domestic Product at Current Market Prices by Industry in Lampung Province (percent), 2018–2022..</i>     | 683 |
| 13.1.4 | Laju Pertumbuhan Produk Domestik Regional Bruto Atas Dasar Harga Konstan 2010 Menurut Lapangan Usaha di Provinsi Lampung (persen), 2019–2022 .....  | 690 |
|        | <i>Growth Rate of Gross Regional Domestic Product at 2010 Constant Market Prices by Industry in Lampung Province (percent), 2019–2022..</i>         | 690 |
| 13.1.5 | Indeks Harga Implisit Produk Domestik Regional Bruto Menurut Lapangan Usaha (2010=100) di Provinsi Lampung, 2018–2022 .....                         | 697 |
|        | <i>Implicit Price Index of Gross Regional Domestic Product by Industry (2010=100) in Lampung Province, 2018–2022.....</i>                           | 697 |
| 13.1.6 | Laju Implisit Produk Domestik Regional Bruto Menurut Lapangan Usaha (2010=100) di Provinsi Lampung (persen), 2019–2022.....                         | 703 |
|        | <i>Implicit Rate of Gross Regional Domestic Product by Industry (2010=100) in Lampung Province (percent), 2019–2022.....</i>                        | 703 |
| 13.1.7 | Produk Domestik Regional Bruto Atas Dasar Harga Berlaku Menurut Jenis Pengeluaran di Provinsi Lampung (miliar rupiah), 2018–2022..                  | 709 |
|        | <i>Gross Regional Domestic Product at Current Market Prices by Type of Expenditure in Lampung Province (billion rupiahs), 2018–2022 .....</i>       | 709 |
| 13.1.8 | Produk Domestik Regional Bruto Atas Dasar Harga Konstan 2010 Menurut Jenis Pengeluaran di Provinsi Lampung (miliar rupiah), 2018–2022.....          | 710 |
|        | <i>Gross Regional Domestic Product at 2010 Constant Market Prices by Type of Expenditure in Lampung Province (billion rupiahs), 2018–2022 .....</i> | 710 |
| 13.1.9 | Distribusi Persentase Produk Domestik Regional Bruto Atas Dasar Harga Berlaku Menurut Jenis Pengeluaran di Provinsi Lampung, 2018–2022.....         | 711 |



|                                                                                                                                                               |            |
|---------------------------------------------------------------------------------------------------------------------------------------------------------------|------------|
| <i>Percentage Distribution of Gross Regional Domestic Product at Current Market Prices by Type of Expenditure in Lampung Province, 2018–2022</i> .....        | 711        |
| 13.1.10 Laju Pertumbuhan Produk Domestik Regional Bruto Atas Dasar Harga Konstan 2010 Menurut Jenis Pengeluaran di Provinsi Lampung (persen), 2019–2022 ..... | 712        |
| <i>Growth Rate of Gross Regional Domestic Product at 2010 Constant Market Prices by Type of Expenditure in Lampung Province (percent), 2019–2022</i> .....    | 712        |
| <b>13.2 PRODUK DOMESTIK REGIONAL BRUTO KABUPATEN/KOTA ..... 713</b>                                                                                           |            |
| <b><i>REGENCY/MUNICIPALITY GROSS REGIONAL DOMESTIC PRODUCT</i></b> .....                                                                                      | <b>713</b> |
| 13.2.1 Produk Domestik Regional Bruto Atas Dasar Harga Berlaku Menurut Kabupaten/ Kota di Provinsi Lampung (miliar rupiah), 2018–2022 ...                     | 713        |
| <i>Gross Regional Domestic Product at Current Market Prices by Regency/ Municipality in Lampung Province (billion rupiahs), 2018–2022</i> .....               | 713        |
| 13.2.2 Produk Domestik Regional Bruto Atas Dasar Harga Konstan 2010 Menurut Kabupaten/Kota di Provinsi Lampung (miliar rupiah), 2018–2022 .....               | 714        |
| <i>Gross Regional Domestic Product at 2010 Constant Market Prices by Regency/Municipality in Lampung Province (billion rupiahs), 2018–2022</i> .....          | 714        |
| 13.2.3 Distribusi Persentase Produk Domestik Regional Bruto Atas Dasar Harga Berlaku Menurut Kabupaten/Kota di Provinsi Lampung, 2018–2022 .....              | 715        |
| <i>Percentage Distribution of Gross Regional Domestic Product at Current Market Prices by Regency/Municipality in Lampung Province, 2018–2022</i> .....       | 715        |
| 13.2.4 Laju Pertumbuhan Produk Domestik Regional Bruto Atas Dasar Harga Konstan 2010 Menurut Kabupaten/Kota di Provinsi Lampung (persen), 2019–2022 .....     | 716        |
| <i>Growth Rate of Gross Regional Domestic Product at 2010 Constant Market Prices by Regency/Municipality in Lampung Province (percent), 2019–2022</i> .....   | 716        |

|            |                                                                                                                                                                       |            |
|------------|-----------------------------------------------------------------------------------------------------------------------------------------------------------------------|------------|
| 13.2.5     | Produk Domestik Regional Bruto per Kapita Atas Dasar Harga Berlaku Menurut Kabupaten/Kota di Provinsi Lampung (ribu rupiah), 2018–2022 .....                          | 717        |
|            | <i>Per Capita Gross Regional Domestic Product at Current Market Prices by Regency/Municipality in Lampung Province (thousand rupiahs), 2018–2022 .....</i>            | 717        |
| 13.2.6     | Produk Domestik Regional Bruto per Kapita Atas Dasar Harga Konstan 2010 Menurut Kabupaten/Kota di Provinsi Lampung (ribu rupiah), 2018–2022 .....                     | 718        |
|            | <i>Per Capita Gross Regional Domestic Product at 2010 Constant Market Prices by Regency/Municipality in Lampung Province (thousand rupiahs), 2018–2022.....</i>       | 718        |
| 13.2.7     | Laju Pertumbuhan Produk Domestik Regional Bruto per Kapita Atas Dasar Harga Konstan 2010 Menurut Kabupaten/Kota di Provinsi Lampung (persen), 2019–2022.....          | 719        |
|            | <i>Growth Rate of per Capita Gross Regional Domestic Product at 2010 Constant Market Prices by Regency/Municipality in Lampung Province (percent), 2019–2022.....</i> | 719        |
| <b>14.</b> | <b>PERBANDINGAN ANTARPROVINSI/NATIONAL COMPARISON ..</b>                                                                                                              | <b>721</b> |
|            | <b>PERBANDINGAN ANTAR PROVINSI .....</b>                                                                                                                              | <b>728</b> |
|            | <b>NATIONAL COMPARISON.....</b>                                                                                                                                       | <b>728</b> |
| 14.1       | Jumlah Penduduk Menurut Provinsi di Indonesia (ribu), 2018–2022 .....                                                                                                 | 728        |
|            | <i>Population by Province in Indonesia (thousand), 2018–2022.....</i>                                                                                                 | 728        |
| 14.2       | Laju Pertumbuhan Produk Domestik Regional Bruto Atas Dasar Harga Konstan 2010 Menurut Provinsi di Indonesia (persen) 2018–2022 .....                                  | 730        |
|            | <i>Rate of Growth of Gross Regional Domestic Products at Constant 2010 Prices by Province in Indonesia (percent), 2018–2022 .....</i>                                 | 730        |
| 14.3       | Laju Inflasi 90 Kota di Indonesia (2012=100), 2018-2020 dan Inflasi (2018=100), 2022 .....                                                                            | 732        |
|            | <i>Inflation Rate of 90 Cities in Indonesia (2012=100), 2018–2020 and Inflation (2018=100), 2022 .....</i>                                                            | 732        |

|                                                                                     | Halaman<br><i>Page</i> |
|-------------------------------------------------------------------------------------|------------------------|
| 14.4 Jumlah Penduduk Miskin Menurut Provinsi di Indonesia (ribu),<br>2018–2022..... | 737                    |
| <i>Number of Poor Population by Province in Indonesia, 2018–2022.....</i>           | <i>737</i>             |
| 14.5 Indeks Pembangunan Manusia Menurut Provinsi di Indonesia,<br>2018–2022.....    | 739                    |
| <i>Human Development Index by Province in Indonesia, 2018–2022.....</i>             | <i>739</i>             |

<https://lampung.bps.go.id>

## DAFTAR GAMBAR/LIST OF FIGURES

|     |                                                                                                                                                                                                                                                                                         | Halaman<br><i>Page</i> |
|-----|-----------------------------------------------------------------------------------------------------------------------------------------------------------------------------------------------------------------------------------------------------------------------------------------|------------------------|
| 1.1 | Luas Wilayah Kabupaten/Kota di Provinsi Lampung (%), 2022.....<br><i>Areas of Lampung Province by Regency/Municipality (%), 2022.....</i>                                                                                                                                               | 6<br>6                 |
| 1.2 | Jumlah Curah Hujan Menurut Bulan di Provinsi Lampung (mm <sup>3</sup> ),<br>2022 .....<br><i>Number of Precipitation by Month in Lampung Province (mm<sup>3</sup>), 2022 .</i>                                                                                                          | 7<br>7                 |
| 2.1 | Jumlah Pegawai Negeri Sipil Menurut Jabatan dan Jenis Kelamin di<br>Provinsi Lampung, Desember 2022 .....<br><i>Number of Civil Servants by Occupation and Sex in Lampung Province,<br/>December 2022.....</i>                                                                          | 23<br>23               |
| 2.2 | Realisasi Pendapatan Pemerintah Provinsi Lampung Menurut Jenis<br>Pendapatan (milyar Rupiah), 2022 .....<br><i>Number of Precipitation by Month in Lampung Province (billion<br/>Rupiahs), 2022 .....</i>                                                                               | 24<br>24               |
| 3.1 | Piramida Penduduk Provinsi Lampung, 2022 .....<br><i>Lampung Province Population Pyramid, 2022.....</i>                                                                                                                                                                                 | 90<br>90               |
| 3.2 | Penduduk Berumur 15 Tahun ke Atas Menurut Kelompok Umur<br>dan Jenis Kegiatan Selama Seminggu yang Lalu di Provinsi Lampung,<br>2022 .....<br><i>Population 15 Years of Age and Over by Age Group and Type of Activity<br/>During the Previous Week in Lampung Province, 2022 .....</i> | 91<br>91               |
| 4.1 | Angka Partisipasi Murni (APM) dan Angka Partisipasi Kasar (APK)<br>Menurut Jenjang Pendidikan di Provinsi Lampung, 2022 .....<br><i>Net Participation Rates and Gross Participation Rates by Educational<br/>Level in Lampung Province, 2022.....</i>                                   | 151<br>151             |
| 4.2 | Jumlah Penduduk menurut Agama di Provinsi Lampung, 2022 .....<br><i>Population by Religion in Lampung Province, 2022 .....</i>                                                                                                                                                          | 152<br>152             |
| 5.1 | Produksi Perkebunan Menurut Jenis Tanaman (ton) di Provinsi<br>Lampung, 2022.....<br><i>Production of Estate by Type of Crops (ton) in Lampung Province,<br/>2022.....</i>                                                                                                              | 338<br>338             |
| 5.2 | Populasi Sapi Potong Menurut Kabupaten/Kota (ekor) di Provinsi<br>Lampung, 2022.....                                                                                                                                                                                                    | 339                    |

|      | Halaman<br>Page                                                                                                                                                                                                                                                                          |
|------|------------------------------------------------------------------------------------------------------------------------------------------------------------------------------------------------------------------------------------------------------------------------------------------|
|      | <i>Beef Cattle Population by Regency/Municipality (heads) in Lampung Province, 2022</i> ..... 339                                                                                                                                                                                        |
| 6.1  | Nilai Penjualan Listrik PT. PLN (Persero) di Provinsi Lampung (Miliar Rupiah), 2022..... 503<br><i>Value of Electricity Sales PT. PLN (Persero) in Lampung Province (Billion Rupiahs), 2022</i> ..... 503                                                                                |
| 7.1  | Jumlah Tenaga Kerja pada Perusahaan Menurut Klasifikasi Industri di Provinsi Lampung (orang), 2021 ..... 512<br><i>Number of Workers Engaged by Industrial Classification in Lampung Province (person), 2021</i> ..... 512                                                               |
| 7.2  | Distribusi Perusahaan Industri Mikro dan Kecil di Provinsi Lampung (persen), 2021..... 513<br><i>Distribution of Establishments of Micro and Small Manufacturing Industry in Lampung Province (percent), 2021</i> ..... 513                                                              |
| 8.1  | Tingkat Penghunian Kamar Hotel Bintang dan Non Bintang menurut Bulan di Provinsi Lampung (Persen), 2022..... 529<br><i>Room Occupancy Rate of Classified and Non-Classified Hotels by Month in Lampung Province (percent), 2022</i> ..... 529                                            |
| 8.2  | Jumlah Rumah Makan/Restoran di Provinsi Lampung, 2018–2022 .. 530<br><i>Number of Restaurants in Lampung Province, 2018–2022</i> ..... 530                                                                                                                                               |
| 9.1  | Panjang Jalan Tingkat Kewenangan Provinsi Lampung menurut Kondisi Jalan (km), 2022..... 550<br><i>Length of Road in Governmet Authority Level by Road Condition in Lampung Province (km), 2022</i> ..... 550                                                                             |
| 9.2  | Persentase Desa/Kelurahan menurut Penerimaan Sinyal Internet Telepon Seluler di Kabupaten/Kota Provinsi Lampung, 2021 ..... 551<br><i>Percentage of Villages/Sub-district by Cellular Phone Internet Signal Reception in Regency or Municipality of Lampung Province, 2021</i> ..... 551 |
| 10.1 | Inflasi per Bulan di Provinsi Lampung (2018=100), 2022 ..... 578<br><i>Inflation per Month in Lampung Province (2018=100), 2022</i> ..... 578                                                                                                                                            |
| 10.2 | Jumlah Koperasi menurut Kabupaten/Kota di Provinsi Lampung, 2022 ..... 579<br><i>Number of Cooperatives by Regency/Municipality in Lampung Province, 2022</i> ..... 579                                                                                                                  |

|      | Halaman<br>Page                                                                                                                                                                                                                                                                                      |
|------|------------------------------------------------------------------------------------------------------------------------------------------------------------------------------------------------------------------------------------------------------------------------------------------------------|
| 11.1 | Persentase Penduduk Menurut Golongan Pengeluaran Per Kapita Sebulan di Provinsi Lampung, 2022..... 621<br><i>Percentage of Population by Class of Monthly Expenditure per Capita in Lampung Province, 2022</i> ..... 621                                                                             |
| 11.2 | Rata-rata Pengeluaran per Kapita Sebulan (Rupiah) Makanan dan Bukan Makanan di Provinsi Lampung, 2018–2022 ..... 622<br><i>Monthly Average Expenditure per Capita of Food and Non-Food per Capita (Rupiahs) in Lampung Province, 2018-2022</i> ..... 622                                             |
| 12.1 | Nilai Ekspor dan Impor di Provinsi Lampung, 2011–2021 (juta US\$) ..... 637<br><i>Value of Export and Import in Lampung Province, 2011–2021 (million US\$)</i> ..... 637                                                                                                                             |
| 12.2 | Nilai Ekspor dan Impor Menurut Pelabuhan Muat/Bongkar di Provinsi Lampung, 2022 (juta US\$) ..... 638<br><i>Value of Export and Import by Loading/Unloading Port in Lampung Province, 2022 (million US\$)</i> ..... 638                                                                              |
| 13.1 | Laju Pertumbuhan Produk Domestik Regional Bruto Atas Dasar Harga Konstan 2010 di Provinsi Lampung (persen), 2011–2022..... 667<br><i>Growth Rate of Gross Regional Domestic Product at 2010 Constant Market Prices in Lampung Province (percent), 2011–2022</i> ..... 667                            |
| 13.2 | Distribusi Persentase Produk Domestik Regional Bruto <sup>xx</sup> Atas Dasar Harga Berlaku Menurut Lapangan Usaha di Provinsi Lampung, 2022 ..... 668<br><i>Percentage Distribution of Gross Regional Domestic Product at Current Market Prices by Industry in Lampung Province, 2022</i> ..... 668 |
| 14.1 | Laju Pertumbuhan Produk Domestik Regional Bruto Atas Dasar Harga Konstan 2010 Menurut Provinsi di Indonesia (persen), 2022 <sup>x</sup> . 726<br><i>Rate of Growth of Gross Regional Domestic Products at Constant 2010 Prices by Province in Indonesia (percent), 2022<sup>x</sup></i> ..... 726    |
| 14.2 | Indeks Pembangunan Manusia Menurut Provinsi di Pulau Sumatera, 2018–2022..... 727<br><i>Human Development Index by Province in Sumatera Island, 2018–2022</i> ..... 727                                                                                                                              |



## GAMBARAN UMUM PROVINSI LAMPUNG

### 1. GEOGRAFI

Daerah Provinsi Lampung meliputi areal dataran seluas 33.575,41 termasuk pulau-pulau yang terletak pada bagian sebelah paling ujung tenggara pulau Sumatera, dan dibatasi oleh :

- Provinsi Sumatera Selatan dan Bengkulu, di Sebelah Utara
- Selat Sunda, di Sebelah Selatan
- Laut Jawa, di Sebelah Timur
- Samudra Indonesia, di Sebelah Barat

Provinsi Lampung dengan Ibukota Bandar Lampung, yang merupakan gabungan dari kota kembar Tanjung Karang dan Telukbetung memiliki wilayah yang relatif luas, dan menyimpan potensi kelautan. Pelabuhan utamanya bernama Panjang dan Bakauheni serta pelabuhan nelayan seperti Pasar Ikan (Telukbetung), Tarahan, dan Kalianda di Teluk Lampung. Sedangkan di Teluk Semangka adalah Kota Agung, dan di Laut Jawa terdapat pula pelabuhan nelayan seperti Labuhan Maringgai dan Ketapang. Di samping itu, Kota Menggala juga dapat dikunjungi kapal-kapal nelayan dengan menyusuri sungai Way Tulang Bawang, adapun di Samudra Indonesia terdapat Pelabuhan Krui.

Lapangan terbang utamanya adalah "Radin Inten II", yaitu nama baru dari "Branti", 28 Km dari Ibukota melalui jalan negara menuju Kotabumi, dan Lapangan terbang AURI terdapat di Menggala yang bernama Astra Ksetra.

## GENERAL ILLUSTRATION OF LAMPUNG PROVINCE

### 1. GEOGRAPHY

*Lampung Province has a total area of 33,575.41 square Kilometers including the islands located at the most south-eastern part of Sumatraland. LampungProvince is bordered by:*

- *The Province of South Sumatera and Bengkulu to the North*
- *The Sunda Strait to the South*
- *The JavaSea to the East*
- *The IndonesianOcean to the West*

*Lampung Province with Bandar Lampung as capital city was originally a merge of twin cities, i.e. Tanjung Karang and Telukbetung. Lampung- Province has relatively large area and also has marine potentials. The main-seaports are Panjang Seaport andBakauheni Seaport. Other smaller sea ports used by fishermen such as Pasar Ikan (Telukbetung), Tarahan and Kalianda located at Teluk Lampung and Kota Agung at Teluk Semangka and fishing ports on the Java sea including Labuhan Maringgai and Ketapang. In addition, Kota Menggala is also visited by fishing boats along the river of Way Tulang bawang. Also, there is the Seaport of Krui which is located on the Indonesian ocean.*

*The main airport is Radin Inten II which was used to be called Branti, 28 km from the capital and located on the way to Kotabumi There is also an Air Force base which is located at Menggala (Astra Ksetra).*



Secara Geografis Provinsi Lampung terletak pada kedudukan :

- Timur - Barat berada antara :  $103^{\circ} 40' - 105^{\circ} 50'$  Bujur Timur
- Utara - Selatan berada antara :  $6^{\circ} 45' - 3^{\circ} 45'$  Lintang Selatan

*Geographically, Lampung Province is located on :*

- *East-West is between : -  $103^{\circ} 40' - 105^{\circ} 50'$  East Longitude*
- *North-South is between :  $3^{\circ} 45' - 6^{\circ} 45'$  South Latitude*

## 2. TOPOGRAFI

Secara topografi Daerah Lampung dapat dibagi dalam 5 (lima) unit topografi:

- Daerah topografis berbukit sampai bergunung
- Daerah topografis berombak sampai bergelombang
- Daerah dataran alluvial
- Daerah dataran rawa pasang surut
- Daerah River Basin

## 2. TOPOGRAPHY

*Lampung can be divided into five types of topographical zone:*

- *Hilly and mountainous*
- *Rolling hills*
- *Alluvial land*
- *Tidal marsh land*
- *River Basins*

### 2.1. Daerah topografis berbukit sampai bergunung

Lereng-lereng yang curam atau terjal dengan kemiringan berkisar 25%, dan ketinggian rata-rata 300 M di atas permukaan laut. Daerah ini meliputi Bukit Barisan dengan puncak tonjolan tonjolannya berada pada Gunung Tanggamus, Gunung Pasawaran, dan Gunung Rajabasa. Yang terakhir ini berlokasi di Kalianda dengan ketinggian, rata-rata 1.500 M. Puncak-puncak lainnya adalah Bukit Pugung, Bukit Pesagi, Sekincau yang terdapat di bagian utara. Daerah tersebut umumnya ditutupi oleh vegetasi hutan primer atau sekunder.

### 2.1. Hilly and Mountainous

*Mountain slopes are steep and rugged, with angles of 25% and a height of 300 M above sea level. This area includes Bukit Barisan mountain range that has a lot of bulge which is the peaks of Tanggamus Mountain, Pasawaran Mountain, and Rajabasa Mountains. The latter one is located near Kalianda with a height of 1500 M above sea level. The other peaks are Pugung, Pesagi and Sekincau, in the Northern part of this mountain range which is usually covered by primary and secondary forest vegetation.*

## 2.2. Daerah topografis berombak sampai bergelombang

Ciri-ciri khusus daerah ini adalah terdapatnya bukit- bukit sempit, kemiringannya antara 8 % sampai 15 % dan ketinggian antara 300 M sampai 500 M dari permukaan laut. Daerah ini membatasi daerah pegunungan dengan dataran alluvial, vegetasi yang terdapat di daerah ini adalah tanaman- tanaman perkebunan seperti: kopi, cengkeh, lada dan tana- man pertanian peladangan seperti : padi, jagung, dan sayur-sayuran. Daerah terse- but meliputi daerah-daerah; Kedaton di wilayah Kota Bandar Lampung, Gedong Tataan di Kabupaten Lam- pung Selatan, Sukoharjo dan Pulau Pang- gung di Kabupaten Tanggamus serta Kalirejo dan Bangunrejo di Wilayah Kabu- paten Lampung Tengah.

## 2.3. Daerah dataran Alluvial

Daerah ini sangat luas meli- puti Lampung Tengah sampai mendekati pantai sebelah Timur, yang meru- pakan ba- gian hilir (downstream) dari sungai-sungai yang besar seperti Way Sekampung, Way Tulang Bawang, dan Way Mesuji. Ketinggian di daerah ini berkisar antara 25 m sampai 75 m, dengan kemiringan 0% sampai 3%. Pada bagian pantai sebelah Barat dataran Alluvial menyempit dan me- manjang menurut arah Bukit Barisan.

## 2.4. Daerah dataran Rawa Pasang Surut

Di sepanjang pantai timur adalah merupakan daerah rawa pasang surut dengan ketinggian 1/2 m sampai 1 m,

## 2.2. Rolling Hills

*The special feature of this area is low hills with narrow flat land with slope be- tween 8% - 15% and their height is about 300 M - 500 M above sea level. This area is bordered by the moun- tainous region and the alluvial land. The vegetation which grows in this area are such as Cof- fee, cloves, pepper and food crop such as Paddy, Maize and vegetable. This topographical zone includes area of Ke- daton in BandarLam- pungMunicipal- ity, Gedong Tataan in Lampung Selatan Regency, Sukoharjo, Pulau Panggung in Tanggamus Regency and Kalirejo, Ban- gun Rejo in Lampung Tengah Regency.*

## 2.3. Alluvial land

*This land covers a broad area, in- cluding Central Lampung Recency which is right up to the eastern coast of Lam- pung and also the downstream area of several riv- ers such as Way Sekampung, Way Tulang Bawang and way Mesuji. Their height is about 25-75 M with slopes between 0% - 3%. Along the west coast parallel with Bukit Barisan is also allu- vial land.*

## 2.4. Tidal Marsh land

*The tidal marshes are on the eastern coast, with a heighth of 1/2 - 1 M above sea level according to the tides of the*

pengendapan air menurut naiknya pasang.

### 2.5. Daerah River Basin

Daerah Lampung terdapat 5 (lima) River Basin yang utama :

- River Basin Tulang Bawang
- River Basin Seputih
- River Basin Sekampung
- River Basin Semangka
- River Basin Way Mesuji

## 3. GEOLOGI

Punggung sebelah Barat Lampung adalah bagian dari Bukit Barisan yang merupakan Geantiklinal dengan Sinklinal yang terdapat di sebelah timurnya. Punggung pegunungan dari zaman kapur (cretaceous) ini mengalami Deformasi pada zaman Tertier terjadinya gejala-gejala patahan (gaya vertikal) sehingga terjadi fenomena geologi seperti patahan Semangka yang panjang menyusuri Way Semangka dan Teluk Semangka, gunung-gunung api yang berbentuk oval (Tanggamus, Rindingan, Rebang dan lain-lain di sekitarnya). Depresi Tektonik seperti lembah-lembah Suoh, Gedong Surian dan Way Lima yang ditutupi oleh sedimen-sedimen vulkanis dari celah fisures eruption. Pada bagian utara lapisan sedimen ini mengalami pelipatan di zaman Peistosin Tua yang menghasilkan lapisan/membawa minyak Bumi di dalam 4 (empat) seri lapisan Palembang.

Lapisan sedimen di sebelah timur ini umumnya tertutup pula oleh endapan tuffa massam sebagian hasil dari debu gunung api di Bukit Barisan (Zaman Peistosin) yang

sea.

### 2.5. River Basins

Lampung has five main river basins, as follows :

- Tulang Bawang river basin
- Seputih river basin
- Sekampung river basin
- Semangka river basin
- Way Mesuji river basin

## 3. GEOLOGY

Western ridge of Lampung is part of Bukit Barisan mountain range which is Geanticlinal and Sinclinal to the east. This part of the mountains from the cretaceous age, underwent deformation process during tertier age to form a fault. This process generates a geological phenomenon like long Semangka fault along the river of Way Semangka and gulf of Semangka and oval-shaped volcanoes (Tanggamus, Rindingan, Rebang surround it). Tectonic depressions such as the valleys of Suoh, Gedong Suriam and Way Lima which were covered by Volcanic sedimentation from the fisures eruption. The North Sediment in strata layer underwent folding process in peistosin age and created oil in four Palembang strata.

To the east, the sediment strata generally covered by massam tuffa sediment as a result of volcanic dust in Bukit Barisan (Peistosin Age) forming a plain land in East Lampung. The

membentuk dataran Penneplain di bagian Timur Lampung. Lapisan Palembang yang terdapat di Daerah Lampung yakni di Daerah Menggala, Kotabumi dan Sukadana yang ditandai dengan singkapan endapan Tuffa massam Lapisan Palembang adalah pengantar dari endapan Minyak Bumi.

Sukadana Bosalt yang merupakan "Plateau" diiringi dengan instruksi Desit yang terjadi pada zaman Holasin. Singkapan "Plateau" ini tidak merata, sebagian ditutupi oleh endapan alluvial seperti pasir vulkanis, yang berasal dari debu-debu gunung berapi. Data tentang endapan mineral di Daerah Lampung belum banyak ditemukan sehingga potensi dari endapan bahan tambang ini tidak/belum banyak diketahui.

Dari literatur dan Peta Geologi Daerah Lampung dapat diinventarisir adanya bahan-bahan tambang (endapan mineral) diantaranya:

- Minyak Bumi

Minyak Bumi yang terdapat dalam lapisan Palembang-bed berakumulasi sebagai lanjutan dari endapan minyak bumi di daerah Palembang, yakni sebelum timur laut

Provinsi Lampung, Mesuji, Menggala, Kotabumi dan Sukadana. Sudah pernah dilakukan penyelidikan oleh Pertamina namun belum jelas potensi dan sumber-sumbernya juga kemungkinan terdapat di daerah lepas pantai timur Lampung.

*Palembang strata in Lampung area, such as Menggala, Kotabumi and Sukadana are identified by massam tuffa sediment, and indicating that there is petroleum deposits.*

*Sukadana Bosalt, a plateau, was the result of an eruption that is happened in the Holasin age. This plateau was not smooth, some was covered by alluvial sediment, like volcanic sand resulted from volcanic dust. the data on mineral deposits in Lampung are not available yet, so that the potential of mineral deposits is not much known.*

*From the Literature and Geological Map of Lampung, the existence of mineral deposits can be summarized as follows :*

- Oil

*Oil which can be found in the Palembang strata is in the North East of Lampung Province, such as Menggala, Kotabumi and Sukadana.*

*Studies have been done by Pertamina but potential resources are not yet clear. Oil probably, can be found off shore of East Lampung.*

## GENERAL ILLUSTRATION

### - Uranium

Endapan Uranium kemungkinan dijumpai terutama di dalam masa batuan Granit yang tersingkap be sar sekali di Bukit Arah an sebelah Barat Daya Way Semangka, Gedong Surian, Bukit Semoang dan Bukit Lematang di timur Telukbetung juga Pulau Tabuan. Pengamatan-pengamatan dan penyelidikan potensi Uranium sedang dilakukan dan Badan Tenaga Atom (BATAN) Jakarta.

### - Batubara Muda ( Brown Coal) :

Endapan Batubara muda terdapat di lapisan sedimen dan formasiendesif tua, yakni di bagian hulu Way Tulang Bawang (Way Pedada).

### - Mineral Besi

Endapan Besi berakumulasi pada mineral-mineral yang mengandung besi terjadi sebagai akibat proses hidrotermal pada bagian kotak dari pada Plateau Sukadana bosalt di dekat Sukadana sebelah Timur dan dekat Labuhan Maringgai.

### - Emas dan Perak :

Endapan Emas dan Perak terdapat pada singkapan masa granit di sebelah Barat Daya Way Semangka, di hulu Way Rilau dan Pemerihan yang mengalir kepantai Barat (Samudra Indonesia).

### - Marmer

Batu pualam atau Marmer terdapat di hulu Way Rilau disebelah Barat Way

### - Uranium

*Uranium deposits can be found in many granite slopes, such as the Arah an Hill south-west of Way Semangka, Gedong Surian, Bukit Semoang and Bukit Lematang at East of Telukbetung and also Tabuan island. Study of uranium potential are conducted by the Directorate of Geology Bandung and the Atomic Energy Committe of Jakarta. oleh Direktorat Geologi Bandung*

### - Brown Coal

*Deposits of brown coal are found in the sediment stratum and for mation of old Endesit, that is at the upper stream of Way Tulang Bawang and Way Pedada rivers.*

### - Iron Minerals

*The iron deposits and other minerals containing iron are formed as aresult of hydrothermal processes at plateau of Sukadana Bosalt near east of Sukadana and near Labuhan Maringgai.*

### - Gold and Silver

*Gold and Silver are found in the granite plain South west of Way Semangka and in Way Rilau and Pemerihan to the west of the Indonesian ocean.*

### - Marble

*Pualam stone and marble are found at the upper stream of Way Rilau, to the*

Semangka, Bukit Arakan dan Way Perihan.

- Sumber Air Panas dan Gas Bumi

Sumber air Panas dan Gas Bumi Adalah merupakan aktivitas vulkanisme air panas bermacam-macam yakni yang mengandung belerang H<sub>2</sub>S dan CO<sub>2</sub> terdapat di Natar, Way Ngarip dan air panas di dekat Kota Agung dan Way Muli dekat Kalianda. Temperaturnya berkisar antara 40 o-50o bahkan yang di lembah Suoh ada yang mencapai 95o dan titik didih di Way Muli dekat Kalianda.

Gas Bumi terdapat dilembah Suoh yang sudah diselidiki oleh Direktorat Geologi dengan konsultan dari New Zealand, yang mengatakan bahwa potensi sumber panas bumi Suoh ini adalah cukup besar dan mempunyai harapan besar untuk diusahakan.

*west of Way Semangka, Bukit Arakan and Way Pemerihan.*

- *Hot Water and Natural Gas*

*The resources of hot water are obtained due to the volcanic activity. It contains H<sub>2</sub>S and CO<sub>2</sub> which are located at Lembah Suoh, Way Giham, Natar and Way Ngarip, near Kota Agung and also in Way Muli near Kalianda. The temperature range from 40° to 50° centigrade, while in Suoh the temperature can reach up to 95° centigrade.*

*Natural gas is found in the Suoh Valley which has been investigated by the Directorate of Geology with consultants from New Zealand, who said that the potential for this Suoh geothermal resource is quite large and has high hopes for exploitation.*

#### 4. ADMINISTRASI PEMERINTAH

Provinsi Lampung sebelum tanggal 18 Maret 1964 adalah merupakan Keresidenan Lampung, yang berdasarkan Peraturan Pemerintah Nomor 3 tahun 1964, yang kemudian menjadi Undang-Undang Nomor 14 tahun 1964 Keresidenan Lampung ditingkatkan menjadi Provinsi Lampung dengan Ibukota Tanjungkarang-Telukbetung Selanjutnya Kotamadya Tanjungkarang-Telukbetung tersebut berdasarkan Peraturan Daerah Nomor 24 tahun 1983 telah diganti namanya menjadi Kotamadya Bandar Lampung dihitung sejak tanggal 17 Juni 1983.

#### 4. GOVERNMENT ADMINISTRATION

*Prior to March 18, 1964, Lampung as only regency that belonged to Sumatera Selatan Province. However, after the Government issued the government Regulation in lieu of law (Perpu), Number 3 year 1964, and then it became a Law of Number 14, 1964, Lampung regency became a Province with its capital was Tanjungkarang-Telukbetung. Commencing on June 17, 1983 that was after the local government regulation Number 24 Year 1983 was issued, the capital city of Lampung Province has change its name to Bandar Lampung.*

Secara administratif Provinsi Lampung dibagi dalam 14 (empat belas) Kabupaten/ Kota , yang selanjutnya terdiri dari beberapa wilayah Kecamatan dengan perincian sebagai berikut:

1. Kabupaten Lampung Barat dengan Ibukotanya Liwa, luas wilayahnya 2.116,01 Km<sup>2</sup> terdiri dari 15 kecamatan.
2. Kabupaten Tanggamus dengan Ibukotanya Kota Agung, luas wilayahnya 2.901,98 Km<sup>2</sup> terdiri dari 20 kecamatan.
3. Kabupaten Lampung Selatan dengan Ibukotanya Kalianda, luas wilayahnya 2.218,84 Km<sup>2</sup> terdiri dari 17 kecamatan.
4. Kabupaten Lampung Timur dengan Ibukotanya Sukadana, luas wilayahnya 3.867,43 Km<sup>2</sup> terdiri dari 24 kecamatan.
5. Kabupaten Lampung Tengah dengan Ibukotanya Gunung Sugih, luas wilayahnya 4.548,93 Km<sup>2</sup> terdiri dari 28 kecamatan.
6. Kabupaten Lampung Utara dengan Ibukotanya Kotabumi, luas wilayahnya 2.656,39 Km<sup>2</sup> terdiri dari 23 kecamatan.
7. Kabupaten Way Kanan dengan Ibukotanya Blambangan Umpu, luas wilayahnya 3.531,10 Km<sup>2</sup> terdiri dari 15 kecamatan.
8. Kabupaten Tulang Bawang dengan Ibukotanya Menggala, luas wilayahnya 3.107,47 Km<sup>2</sup> terdiri dari 15 kecamatan.

*According to the administrative system The Province of Lampung is divided into ten Regencies as follows:*

1. *Lampung Barat Regency with its capital Liwa has an area of 2,116.01 Km<sup>2</sup> and consists of 15 districts.*
2. *Tanggamus Regency with its capital Kota Agung has an area of 2,901.98 Km<sup>2</sup> and consists of 20 districts.*
3. *Lampung Selatan Regency with its capital Kalianda has an area of 2,218.84 Km<sup>2</sup> and consist of 17 districts.*
4. *Lampung Timur Regency with its capital Sukadana has an area of 3,867.43 Km<sup>2</sup> and consists of 24 districts.*
5. *Lampung Tengah Regency with its capital Gunung Sugih has an area of 4,548.93 Km<sup>2</sup> and consists of 28 districts.*
6. *Lampung Utara Regency with its capital Kotabumi has an area of 2,656.397 Km<sup>2</sup> and consists of 23 districts.*
7. *Way Kanan Regency with its capital Blambangan Umpu has an area of 3,531.10 Km<sup>2</sup> and consists of 15 districts.*
8. *Tulangbawang Regency with its capital Menggala has an area of 3,107.47 Km<sup>2</sup> and consists of 15 districts.*

- |                                                                                                                                                                                                                                                                                                                                                                                                                                                                                                                                                                                                                                                                                                                                                                                                                          |                                                                                                                                                                                                                                                                                                                                                                                                                                                                                                                                                                                                                                                                                                                                                                                                                                                                                                          |
|--------------------------------------------------------------------------------------------------------------------------------------------------------------------------------------------------------------------------------------------------------------------------------------------------------------------------------------------------------------------------------------------------------------------------------------------------------------------------------------------------------------------------------------------------------------------------------------------------------------------------------------------------------------------------------------------------------------------------------------------------------------------------------------------------------------------------|----------------------------------------------------------------------------------------------------------------------------------------------------------------------------------------------------------------------------------------------------------------------------------------------------------------------------------------------------------------------------------------------------------------------------------------------------------------------------------------------------------------------------------------------------------------------------------------------------------------------------------------------------------------------------------------------------------------------------------------------------------------------------------------------------------------------------------------------------------------------------------------------------------|
| <p>9. Kabupaten Pesawaran dengan Ibukota Gedong Tataan, luas wilayahnya 1.279,60 Km<sup>2</sup> terdiri dari 11 kecamatan.</p> <p>10. Kabupaten Pringsewu dengan Ibukota Pringsewu, luas wilayahnya 614,97 Km<sup>2</sup> terdiri 9 kecamatan.</p> <p>11. Kabupaten Mesuji dengan Ibukota Mesuji, luas wilayahnya 2.200,51 Km<sup>2</sup> terdiri 7 kecamatan.</p> <p>12. Kabupaten Tulang Bawang Barat dengan Ibukota Panaragan Jaya, luas wilayahnya 1.281,45 Km<sup>2</sup> terdiri 9 kecamatan</p> <p>13. Kabupaten Pesisir Barat dengan Ibukota Krui, luas wilayahnya 2.993,80 Km<sup>2</sup> terdiri 11 kecamatan</p> <p>14. Kota Bandar Lampung dengan luas wilayah 183,72 Km<sup>2</sup> terdiri dari 20 kecamatan.</p> <p>15. Kota Metro dengan luas wilayah 73,21 Km<sup>2</sup> terdiri dari 5 kecamatan.</p> | <p>9. <i>Pesawaran Regency with its capital Gedong Tataan has an area of 1.279,60 Km<sup>2</sup> and consists of 11 districts.</i></p> <p>10. <i>Pringsewu Regency with its capital Pringsewu has an area of 614,97 Km<sup>2</sup> and consists of 9 districts.</i></p> <p>11. <i>Mesuji Regency with its capital Mesuji has an area of 2,200.51 Km<sup>2</sup> and consists of 7 districts.</i></p> <p>12. <i>Tulang Bawang Barat Regency with its capital Panaragan Jaya has an area of 1.281,45 Km<sup>2</sup> and consists of 9 districts.</i></p> <p>13. <i>Pesisir Barat Regency with its capital Krui has an area of 2,993.80 Km<sup>2</sup> and consists of 11 districts.</i></p> <p>14. <i>Bandar Lampung Municipality has an area of 183.72 Km<sup>2</sup>, consist of 20 districts.</i></p> <p>15. <i>Metro Municipality has an area of 73.21 Km<sup>2</sup>, consist of 5 districts.</i></p> |
|--------------------------------------------------------------------------------------------------------------------------------------------------------------------------------------------------------------------------------------------------------------------------------------------------------------------------------------------------------------------------------------------------------------------------------------------------------------------------------------------------------------------------------------------------------------------------------------------------------------------------------------------------------------------------------------------------------------------------------------------------------------------------------------------------------------------------|----------------------------------------------------------------------------------------------------------------------------------------------------------------------------------------------------------------------------------------------------------------------------------------------------------------------------------------------------------------------------------------------------------------------------------------------------------------------------------------------------------------------------------------------------------------------------------------------------------------------------------------------------------------------------------------------------------------------------------------------------------------------------------------------------------------------------------------------------------------------------------------------------------|

Sejak berdirinya Provinsi Lampung tahun 1964 sampai saat ini telah dijabat oleh 12 (dua belas) Gubernur/Kepala Daerah Tingkat I berturut-turut sebagai berikut :

1. KOESNO DANU UPOYO  
Menjabat gubernur / KDH Tingkat I dari tahun 1964 s.d 1966
2. Hi. ZAINAL ABIDIN PA  
Menjabat gubernur / KDH Tingkat I dari tahun 1966 s.d 1972
3. R. SOETIYOSO  
Menjabat gubernur / KDH Tingkat I dari tahun 1972 s.d 1978

*Since the establishment of Lampung Province, it has been ruled out by eight governors, and they are:*

1. *KOESNO DANU UPOYO  
Governor, 1964-1966*
2. *Hi. ZAINAL ABIDIN PA  
Governor, 1966-1972*
3. *R. SOETIYOSO  
Governor, 1972-1978*



## GENERAL ILLUSTRATION

- |                                                                                                                                               |                                                                                                                                                 |
|-----------------------------------------------------------------------------------------------------------------------------------------------|-------------------------------------------------------------------------------------------------------------------------------------------------|
| 4. YASIR HADIBROTO<br>Menjabat gubernur / KDH Tingkat I<br>dari tahun 1978 s.d 1988                                                           | 4. YASIR HADIBROTO<br><i>Governor, 1978-1988</i>                                                                                                |
| 5. POEDJONO PRANYOTO<br>Menjabat gubernur / KDH Tingkat I<br>dari tahun 1988 s.d 1998                                                         | 5. POEDJONO PRANYOTO<br><i>Governor, 1988-1998</i>                                                                                              |
| 6. Drs. O E M A R S O N O<br>Menjabat gubernur / KDH Tingkat<br>Idari Tahun 1998 s.d 2002                                                     | 6. <i>Drs. O E M A R S O N O</i><br><i>Governor, 1998-2002</i>                                                                                  |
| 7. HARI SABARNO<br>Menteri Dalam Negeri Selaku Pejabat<br>Pembina Penyelenggaraan Pemerin-<br>tahan Daerah Provinsi Lampung, 2002<br>s.d 2004 | 7. HARI SABARNO<br><i>The Minister of Home affairs Acting as<br/>the Governmental Builder and Orga-<br/>nizer of Lampung Region, 2002- 2004</i> |
| 8. Drs. Hi. SJACHROEDDIN ZP, SH<br>Menjabat gubernur dari tahun 2004<br>s.d 2008                                                              | 8. <i>Drs. Hi. SJACHROEDDIN ZP, SH</i><br><i>Governor, 2004 - 2008</i>                                                                          |
| 9. Drs. SYAMSURYA RYACUDU<br>Menjabat gubernur dari tahun 2008<br>s.d 2009                                                                    | 9. <i>Drs. SYAMSURYA RYACUDU</i><br><i>Governor, 2008 -2009</i>                                                                                 |
| 10. Drs. Hi. SJACHROEDDIN ZP, SH<br>Menjabat gubernur dari tahun 2009<br>s.d 2014                                                             | 10. <i>Drs. Hi. SJACHROEDDIN ZP, SH</i><br><i>Governor, 2009 - 2014</i>                                                                         |
| 11. M. RIDHO FICARDO, SPi, MSi<br>Menjabat gubernur dari tahun 2014<br>s.d 2019                                                               | 11. <i>M. RIDHO FICARDO, SPi, MSi</i><br><i>Governor, 2014 - 2019</i>                                                                           |
| 12. <i>Ir. ARINAL DJUNAIDI</i> Menjabat guber-<br>nur dari tahun 2019 s.d sekarang                                                            | 12. <i>Ir. ARINAL DJUNAIDI</i> <i>Governor, 2019 -<br/>now</i>                                                                                  |

Sedangkan pejabat yang pernah men-  
duduki Wakil Gubernur Lampung adalah  
sebagai berikut:

*The official that has occupied as vice gover-  
nors position were as follows:*

- |                                                                               |                                                                            |
|-------------------------------------------------------------------------------|----------------------------------------------------------------------------|
| 1. Drs. A. SUBKI HARUN<br>Menjabat Wakil Gubernur dari tahun<br>1984 s.d 1988 | 1. <i>Drs. A SUBKI HARUN</i><br><i>Vice governor since 1984 until 1988</i> |
| 2. Drs. MAN HASAN<br>Menjabat Wakil Gubernur dari tahun<br>1989 s.d 1993      | 2. <i>Drs. MAN HASAN</i><br><i>Vice governor since 1989 until 1993</i>     |

- |                                                                                                                                                                                                                                                                                                                                                                                                                                                                                                                                                                                        |                                                                                                                                                                                                                                                                                                                                                                                                                                                                                                                |
|----------------------------------------------------------------------------------------------------------------------------------------------------------------------------------------------------------------------------------------------------------------------------------------------------------------------------------------------------------------------------------------------------------------------------------------------------------------------------------------------------------------------------------------------------------------------------------------|----------------------------------------------------------------------------------------------------------------------------------------------------------------------------------------------------------------------------------------------------------------------------------------------------------------------------------------------------------------------------------------------------------------------------------------------------------------------------------------------------------------|
| <p>3. Drs. SUWARDI RAMLI<br/>Menjabat Wakil Gubernur bidang Pemerintahan dari tahun 1994 s.d 1998</p> <p>4. Drs. OEMARSONO<br/>Menjabat Wakil Gubernur bidang Ekonomi dan Pembangunan dari tahun 1994 s.d 1998</p> <p>5. Drs. SYAMSURYA RYACUDU<br/>Menjabat Wakil Gubernur dari tahun 2004 s.d 2008</p> <p>6. Ir. MS. JOKO UMAR SAID, MM<br/>Menjabat Wakil Gubernur dari tahun 2009 s.d 2014</p> <p>7. BACHTIAR BASRI<br/>Menjabat Wakil Gubernur dari tahun 2014 s.d 2019</p> <p>8. CHUSNUNIA CHALIM, M.Si. M.Kn. P.Hd<br/>Menjabat Wakil Gubernur dari tahun 2019 s.d sekarang</p> | <p>3. <i>Drs. SUWARDI RAMLI<br/>Government Division vice governance<br/>1994 until 1998</i></p> <p>4. <i>Drs. OEMARSONO<br/>Economics and Development vicegov-<br/>ernor since 1994 until 1998</i></p> <p>5. <i>Drs. SYAMSURYA RYACUDU<br/>Vice governor, 2004 – 2008</i></p> <p>6. <i>Ir. MS. JOKO UMAR SAID, MM Vice gov-<br/>ernor, 2009 - 2014</i></p> <p>7. <i>BACHTIAR BASRI<br/>Vice governor, 2014 - 2019</i></p> <p>8. <i>CHUSNUNIA CHALIM, M.Si. M.Kn. P.Hd<br/>Vice governor, 2019 till now</i></p> |
|----------------------------------------------------------------------------------------------------------------------------------------------------------------------------------------------------------------------------------------------------------------------------------------------------------------------------------------------------------------------------------------------------------------------------------------------------------------------------------------------------------------------------------------------------------------------------------------|----------------------------------------------------------------------------------------------------------------------------------------------------------------------------------------------------------------------------------------------------------------------------------------------------------------------------------------------------------------------------------------------------------------------------------------------------------------------------------------------------------------|

## 5. PENDUDUK

Penduduk Provinsi Lampung pada waktu Sensus Penduduk tahun 1961, 1971, 1980, 1990, 2000, 2010, dan 2020 masing-masing sebesar 1.667.511, 2.775.695, 4.624.785, 6.015.803, 6.659.869, 7.608.405 dan 9.007.848 orang.

## 5. POPULATION

*The total number of population in Lampung Province based on the 1961, 1971, 1980, 1990, 2000 and 2010 Population census is 1,667,511; 2,775,695; 4,624,785; 6,015,803; 6.659.869; 7,608,405; and 9,007,848 respectively.*

## PENJELASAN UMUM/EXPLANATORY NOTES

Tanda-tanda, satuan-satuan, dan lain-lainnya yang digunakan dalam publikasi ini adalah sebagai berikut:

*Symbols, measurement units, and acronyms which are used in this publication, are as follows:*

### 1. TANDA-TANDA/SYMBOLS

|                                                                   |       |
|-------------------------------------------------------------------|-------|
| Data tidak tersedia/Data not available .....                      | : ... |
| Tidak ada atau nol /Null or zero .....                            | : -   |
| Data dapat diabaikan/Data negligible .....                        | : 0   |
| Tanda decimal/Decimal point .....                                 | : ,   |
| Data tidak dapat ditampilkan/Not applicable .....                 | : NA  |
| Angka estimasi/Estimated figures .....                            | : e   |
| Angka diperbaiki/Revised figures .....                            | : r   |
| Angka sementara/Preliminary figures .....                         | : x   |
| Angka sangat sementara/Very preliminary figures .....             | : xx  |
| Angka sangat sangat sementara/Very very preliminary figures ..... | : xxx |

### 2. SATUAN/UNITS

|                                              |                                                 |
|----------------------------------------------|-------------------------------------------------|
| barel/barrel .....                           | : 158,99 liter/litres = 1/6,2898 m <sup>3</sup> |
| hektar (ha)/hectare (ha) .....               | : 10 000 m <sup>2</sup>                         |
| kilometer (km)/kilometres (km) .....         | : 1 000 meter/meters (m)                        |
| knot/knot .....                              | : 1,8523 km/jam (km/hour)                       |
| kuintal/quintal .....                        | : 100 kg                                        |
| KWh .....                                    | : 1 000 Watt hour                               |
| MWh .....                                    | : 1 000 KWh                                     |
| liter (untuk beras)/litre (for rice) .....   | : 0,80 kg                                       |
| MMSCF .....                                  | : 1/35,3 m <sup>3</sup>                         |
| metrik ton (m.ton)/metric ton (m. ton) ..... | : 0,98421 long ton = 1 000 kg                   |
| ons/ounce .....                              | : 28,31 gram/grams                              |
| ton .....                                    | : 1 000 kg                                      |

Satuan lain: buah, dus, butir, helai/lembar, kaleng, batang, pulsa, ton kilometer (ton-km), jam, menit, persen (%).

*Other units: unit, pack, pieces, sheet, tin, pulse, ton-kilometres(ton-km), hour, minute, percent (%).*

Perbedaan angka di belakang koma disebabkan oleh pembulatan angka.  
*The difference in decimal numbers is caused by rounding.*

## DAFTAR SINGKATAN/ LIST OF ABBREVIATIONS

|           |                                                                            |
|-----------|----------------------------------------------------------------------------|
| SI        | : Stasiun Iklim                                                            |
| SIMPK     | : Stasiun Meteorologi Pertanian Khusus                                     |
| t.t       | : Tempat tidur                                                             |
| BCG       | : Bacillus Calmette Guerin                                                 |
| DPT       | : Difteri, Pertusis, Tetanus                                               |
| TT        | : Tetanus Toxoid                                                           |
| IOT       | : Industri Obat Tradisional/ <i>Traditional Medicine Industry</i>          |
| IKOT      | : Industri Kecil Obat Tradisional/ <i>Traditional Medicine Small</i>       |
| Alkes     | : Alat kesehatan/ <i>Health Kits</i>                                       |
| PKRT      | : Perbekalan Kesehatan Rumah tangga/ <i>Household Health Logistics</i>     |
| Kompl     | : Komplemen/ <i>Complement</i>                                             |
| IRTP      | : Industri Pangan Produksi Rumah Tangga/ <i>Foods Home Industry</i>        |
| PBF       | : Pedagang Besar Farmasi/ <i>Pharmacy Whole-seller</i>                     |
| GFK       | : Gudang Farmasi Kab/Kota/Regency/ <i>Municipality Pharmacy Warehouse</i>  |
| RB        | : Rumah Bersalin/ <i>Delivery House</i>                                    |
| Pustu     | : Puskesmas pembantu/ <i>Auxiliary Public Health Center</i>                |
| BP        | : Balai Pengobatan/ <i>Polyclinic</i>                                      |
| TPS       | : Tempat Pembuangan Sementara / <i>landfill</i>                            |
| Jamkesmas | : Jaminan kesehatan masyarakat miskin/ <i>Poor public health insurance</i> |
| PJKMU     | : Program Jaminan Kesehatan Masyarakat Umum                                |
| SIUP      | : Surat Ijin Usaha Perdagangan/ <i>Trading Permission Letter</i>           |
| TDP       | : Tanda Daftar Perusahaan/ <i>Company Registration Identity</i>            |
| API       | : Angka Pengenal Importir/ <i>Importer's Identity Number</i>               |
| PAD       | : Pendapatan Asli Daerah/ <i>Regional Income</i>                           |
| PKB       | : Pajak Kendaraan Bermotor/ <i>Tax on Motorized Vehicles</i>               |
| BBNKB     | : Bea Balik Nama Kendaraan Bermotor/ <i>Ownership Transfer Fee</i>         |
| PBBKB     | : Pajak Bahan Bakar Kendaraan Bermotor/ <i>Fuel Tax</i>                    |

## Statistik Kunci, 2020–2022 Key Statistics, 2020–2022

| Rincian/Description                                                                                                                    | Satuan/Unit                      | 2020       | 2021       | 2022       |
|----------------------------------------------------------------------------------------------------------------------------------------|----------------------------------|------------|------------|------------|
| (1)                                                                                                                                    | (2)                              | (3)        | (4)        | (5)        |
| <b>SOSIAL/SOCIAL</b>                                                                                                                   |                                  |            |            |            |
| Penduduk <sup>1</sup> /Population <sup>1</sup>                                                                                         | juta/million                     | 9,01       | 9,08       | 9,18       |
| Laju Pertumbuhan Penduduk <sup>1</sup> /Population Growth <sup>1</sup>                                                                 | %                                | 1,65       | 1,10       | 1,07       |
| Angka Harapan Hidup <sup>1-e</sup> /Life Expectancy Rate <sup>1</sup>                                                                  | tahun/years                      | 70,65      | 70,73      | 70,99      |
| Angka Melek Huruf Usia 15+/Literacy Rate Aged 15+                                                                                      | %                                | 92,57      | 97,28      | 97,25      |
| Tingkat Partisipasi Angkatan Kerja -TPAK <sup>2</sup><br>Labour Force Participation Rate-LFPR <sup>2</sup>                             | %                                | 70,16      | 69,35      | 70,06      |
| Tingkat Pengangguran Terbuka-TPT <sup>2</sup><br>Unemployment Rate-UR <sup>2</sup>                                                     | %                                | 4,67       | 4,69       | 4,52       |
| Penduduk Miskin <sup>3</sup> /Poor People <sup>3</sup>                                                                                 | ribu/thousand                    | 1 049,32   | 1 083,93   | 1 002,41   |
| Persentase Penduduk Miskin <sup>3</sup><br>Percentage of Poor People <sup>3</sup>                                                      | %                                | 12,34      | 12,62      | 11,57      |
| Indeks Pembangunan Manusia-IPM <sup>4</sup><br>Human Development Index <sup>4</sup>                                                    | –                                | 69,69      | 69,90      | 70,45      |
| <b>EKONOMI/ECONOMIC</b>                                                                                                                |                                  |            |            |            |
| Produk Domestik Regional Bruto (PDRB) Harga Berlaku <sup>5</sup><br>Gross Regional Domestic Bruto (GRDP) at Current Price <sup>5</sup> | miliar rupiah<br>million rupiahs | 353 025,08 | 371 198,88 | 414 131,42 |
| Laju Pertumbuhan Ekonomi <sup>6</sup> /Economic Growth <sup>6</sup>                                                                    | %                                | - 1,67     | 2,79       | 4,28       |
| PDRB Per Kapita Harga Berlaku<br>Per Capita of GRDP at Current Price                                                                   | ribu rupiah<br>thousand rupiahs  | 39 346,53  | 40 950,42  | 45 129,34  |
| Inflasi/Inflation (y-o-y)                                                                                                              | %                                | 2          | 2,19       | 5,51       |

Catatan/Notes: <sup>1</sup> Data tahun 2020 berdasarkan Hasil Sensus Penduduk (SP) 2020 (September). Data tahun 2021 dan 2022 bersumber dari hasil Proyeksi Penduduk Interim 2020–2023 (Pertengahan tahun/Juni)/The 2020 data is a result of 10f 2020 Population Census (September). The 2021 and 2022 data are sourced from the result of Interim Population Projection 2020–2023 (mid year/June)

<sup>2</sup> Laju pertumbuhan penduduk dihitung berdasarkan penduduk tahun 2020 (September) dibandingkan dengan penduduk tahun 2021 (Juni)/The growth rate refers to the change of the population in 2020 (September) to the population in 2021 (June)

<sup>3</sup> Kondisi Maret/Condition at March

<sup>4</sup> Sejak tahun 2010, IPM dihitung dengan metode baru. Komponen IPM metode baru adalah angka harapan hidup saat lahir, harapan lama sekolah, rata-rata lama sekolah, dan pengeluaran per kapita/Since 2010, HDI was calculated using new method. New HDI component are life expectancy at birth, expected years of schooling, means years of schooling, and expenditure per capita

<sup>5</sup> Mulai tahun 2010 mengadopsi System of National Account 2008 (SNA 2008)/Since 2010 is in line with System of National Account 2008 (SNA 2008)

<sup>6</sup> Menggunakan tahun dasar 2010 (2010=100)/Using 2010 base year (2010=100)

<sup>7</sup> Berdasarkan IHK kota Bandar Lampung dan Metro 2012 = 100)/Based on CPI Bandar Lampung and Metro municipalities (2012 = 100)

# GEOGRAFI DAN IKLIM

## GEOGRAPHY AND CLIMATE

# BAB 1

## Chapter 1



**Luas  
Kabupaten  
Lampung Tengah:  
4.548,93 km<sup>2</sup>**

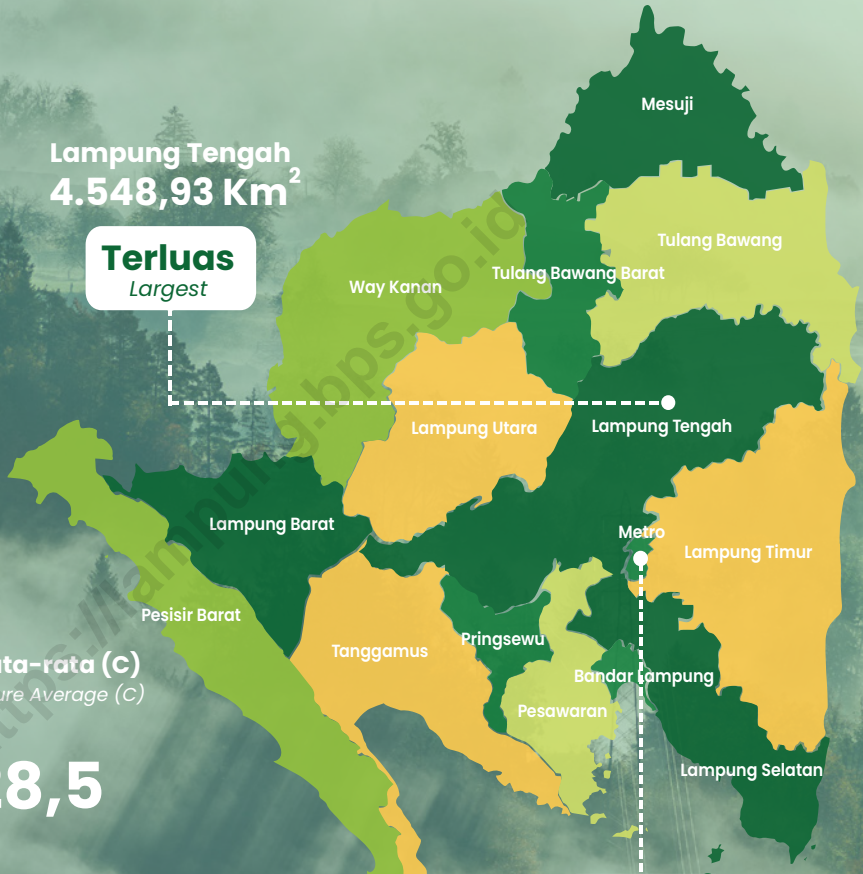
*The area of Lampung Tengah Regency is around 4,548.93 km<sup>2</sup>*



# GEOGRAFI DAN IKLIM

Geography and Climate

Provinsi Lampung memiliki luas wilayah sebesar **33.575,41 Km<sup>2</sup>**  
*Lampung Province has total area 33,575.41 Km<sup>2</sup>*



**Suhu Rata-rata (C)**  
*Temperature Average (C)*



**28,5**

**Kelembaban Udara Rata-rata (%)**  
*Humidity Average (%)*



**77,6**

**Kecepatan Angin Rata-rata (m/det)**  
*Wind Velocity Average (m/sec)*



**1,8**

**Tekanan Udara Rata-rata (mb)**  
*Atmospheric Pressure Average (mb)*



**1.000,9**

**PENJELASAN TEKNIS**

1. Secara astronomis, Lampung terletak antara 103°40' sampai 105°50' Bujur Timur dan 6°45' sampai 3°45' Lintang Selatan.
2. Berdasarkan posisi geografisnya, Provinsi Lampung memiliki batas-batas: Utara - Provinsi Sumatera Selatan dan Bengkulu; Selatan-Selat Sunda; Barat - Samudera Indonesia; Timur - Laut Jawa
3. Provinsi Lampung terdiri dari 13 wilayah kabupaten dan 2 wilayah kota, yaitu :
  - Kabupaten Lampung Barat, Tanggamus, Lampung Selatan, Lampung Timur, Lampung Tengah, Lampung Utara, Way Kanan, Tulang Bawang, Pesawaran, Pringsewu, Mesuji, Tulang Bawang Barat dan Pesisir Barat.
  - Kota Bandar Lampung dan Metro

**TECHNICAL NOTES**

1. *Astronomically, Lampung Province is located between 103°40' and 105°50' East Latitude, and between 6°45' and 3°45' South Longitude.*
2. *In terms of geographic position, Lampung Province has boundaries as follows: North - Sumatera Selatan Province and Bengkulu Province; South - Sunda strait; West - Indonesian Ocean; East - Java Ocean.*
3. *Lampung Province has 13 Regencies and 2 Municipalities, these include :*
  - *Lampung Barat, Tanggamus, Lampung Selatan, Lampung Timur, Lampung Tengah, Lampung Utara, Way Kanan, Tulang Bawang, Pesawaran, Pringsewu, Mesuji, Tulang Bawang Barat and Pesisir Barat Regency*
  - *Bandar Lampung and Metro Municipality*



**ULASAN****DESCRIPTION****1.1. Luas dan Jarak Wilayah**

Luas wilayah Lampung tercatat 33.575,41 km<sup>2</sup>. Kabupaten Lampung Tengah merupakan kabupaten terluas dibandingkan dengan 14 kabupaten/kota lainnya, yaitu sebesar 13,55 persen dari luas Provinsi Lampung. Jarak antara ibu kota provinsi ke daerah kabupaten/kota:

1. Bandar Lampung - Liwa: 141 km
2. Bandar Lampung - Kota Agung: 64 km
3. Bandar Lampung - Kalianda: 48 km
4. Bandar Lampung - Sukadana: 53 km
5. Bandar Lampung - Gunung Sugih: 52 km
6. Bandar Lampung - Kota Bumi: 80 km
7. Bandar Lampung - Blambangan Umpu: 133 km
8. Bandar Lampung - Menggala: 100 km
9. Bandar Lampung - Gedong Tataan: 22 km
10. Bandar Lampung - Pringsewu: 30 km
11. Bandar Lampung - Mesuji: 175 km
12. Bandar Lampung - Panaragan: 106 km
13. Bandar Lampung - Krui: 150 km
14. Bandar Lampung - Bandar Lampung: 0 km
15. Bandar Lampung - Metro: 37 km

**1.1. Area and Distance**

The total area of Lampung is 33,575.41 km<sup>2</sup>. Lampung Tengah Regency is the largest regency compared to 14 other regency/municipality, which is 13,55 percent of the total area of Lampung Province. Distance between province capital to regencies/municipalities:

1. *Bandar Lampung - Liwa: 141 km*
2. *Bandar Lampung - Kota Agung: 64 km*
3. *Bandar Lampung - Kalianda: 48 km*
4. *Bandar Lampung - Sukadana: 53 km*
5. *Bandar Lampung - Gunung Sugih: 52 km*
6. *Bandar Lampung - Kota Bumi: 80 km*
7. *Bandar Lampung - Blambangan Umpu: 133 km*
8. *Bandar Lampung - Menggala: 100 km*
9. *Bandar Lampung - Gedong Tataan: 22 km*
10. *Bandar Lampung - Pringsewu: 30 km*
11. *Bandar Lampung - Mesuji: 175 km*
12. *Bandar Lampung - Panaragan: 106 km*
13. *Bandar Lampung - Krui: 150 km*
14. *Bandar Lampung - Bandar Lampung: 0 km*
15. *Bandar Lampung - Metro: 37 km*

## 1.2. Suhu Udara

Suhu udara di suatu tempat antara lain ditentukan oleh tinggi rendahnya tempat tersebut dari permukaan air laut dan jaraknya dari pantai. Pada tahun 2022 suhu udara rata-rata yaitu 28,5°C dengan suhu minimum 20,8°C dan suhu maksimum 37,0°C. Curah hujan tertinggi terjadi pada bulan Januari yaitu mencapai 317,4 mm<sup>3</sup>, sedangkan curah hujan terendah terjadi pada bulan Juli yaitu 77,4 mm<sup>3</sup>.

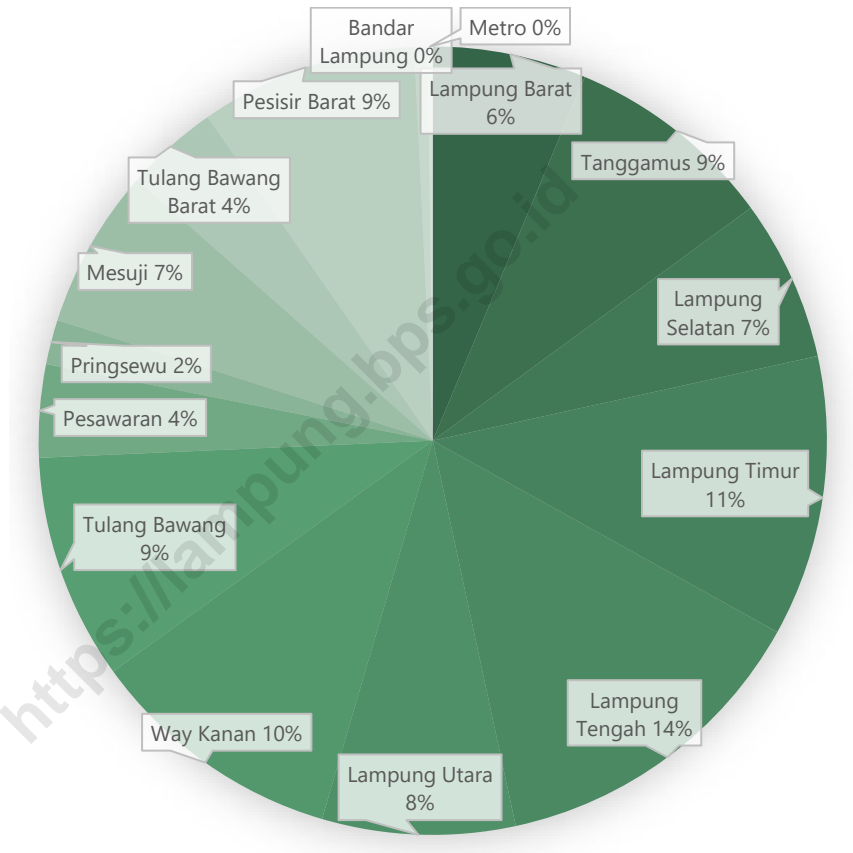
## 1.2. The temperature

*The temperature of the air somewhere is determined by the height of the site from the sea surface and its distance from the shore. In 2022, the average air temperature is 28.5°C with a minimum temperature of 20.8°C and a maximum temperature of 37.0 °C. The highest rainfall occurred in January which reached 317.4 mm<sup>3</sup>, while the lowest rainfall occurred in July which was 77.4 mm<sup>3</sup>.*

<https://lampung.bps.go.id>

**Gambar** 1.1  
**Figures**

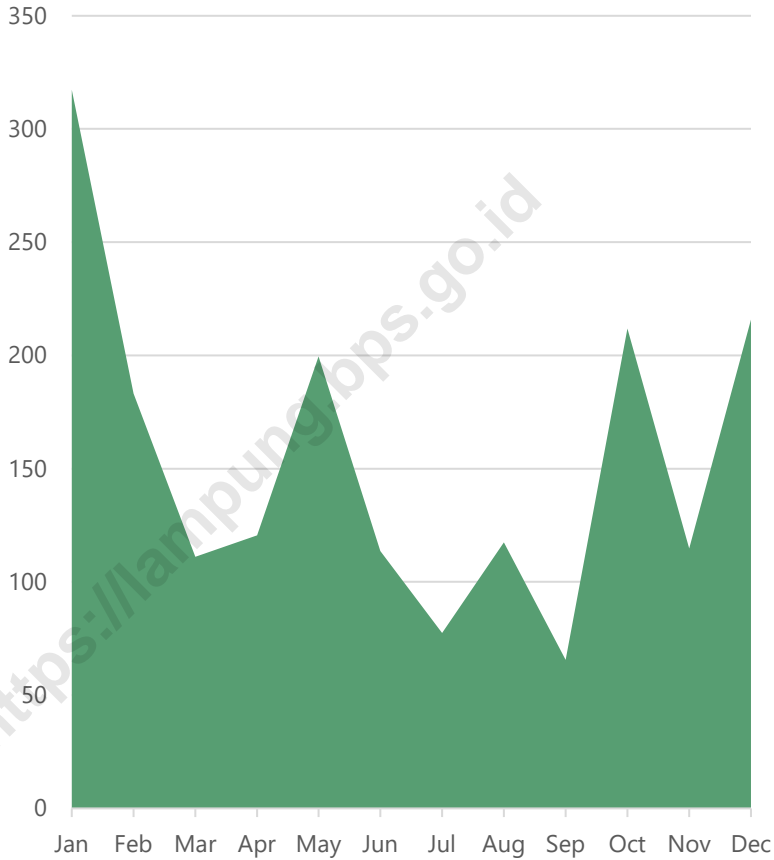
**Luas Wilayah Kabupaten/Kota di Provinsi Lampung (%)**, 2022  
**Areas of Lampung Province by Regency/Municipality (%)**, 2022



Sumber/Source: Kementerian Dalam Negeri, Keputusan Menteri Dalam Negeri Nomor 050-145 Tahun 2022 tanggal 14 Februari 2022  
Ministry of Home Affairs, The Decree of Home Affairs Minister Number 050-145 Year 2022, 14 February 2022

**Gambar**  
**Figures** 1.2

**Jumlah Curah Hujan Menurut Bulan di Provinsi Lampung ( $\text{mm}^3$ ), 2022**  
**Number of Precipitation by Month in Lampung Province ( $\text{mm}^3$ ), 2022**



Sumber/Source: Badan Meteorologi, Klimatologi, dan Geofisika-Stasiun Meteorologi Radin Inten II Lampung Selatan/Meteorology, Climatology, and Geophysics Agency-Meteorologi Stasiun Radin Inten II Lampung Selatan

## 1.1 KEADAAN GEOGRAFI GEOGRAPHY CONDITION

**Tabel** 1.1.1 **Luas Daerah dan Jumlah Pulau Menurut Kabupaten/Kota di Provinsi Lampung, 2022**  
**Table** 1.1.1 **Total Area and Number of Islands by Regency/Municipality in Lampung Province, 2022**

| Kabupaten/Kota<br><i>Regency/Municipality</i> | Ibukota Kabupaten/Kota<br><i>Capital of Regency/Municipality</i> | Luas<br><i>Total Area</i><br>(km <sup>2</sup> /sq.km) |
|-----------------------------------------------|------------------------------------------------------------------|-------------------------------------------------------|
| (1)                                           | (2)                                                              | (3)                                                   |
| Lampung Barat                                 | Liwa                                                             | 2 116,01                                              |
| Tanggamus                                     | Kota Agung                                                       | 2 901,98                                              |
| Lampung Selatan                               | Kalianda                                                         | 2 218,84                                              |
| Lampung Timur                                 | Sukadana                                                         | 3 867,43                                              |
| Lampung Tengah                                | Gunung Sugih                                                     | 4 548,93                                              |
| Lampung Utara                                 | Kotabumi                                                         | 2 656,39                                              |
| Way Kanan                                     | Blambangan Umpu                                                  | 3 531,10                                              |
| Tulang Bawang                                 | Menggala                                                         | 3 107,47                                              |
| Pesawaran                                     | Gedong Tataan                                                    | 1 279,60                                              |
| Pringsewu                                     | Pringsewu                                                        | 614,97                                                |
| Mesuji                                        | Mesuji                                                           | 2 200,51                                              |
| Tulang Bawang Barat                           | Panaragan                                                        | 1 281,45                                              |
| Pesisir Barat                                 | Krui                                                             | 2 993,80                                              |
| Bandar Lampung                                | Bandar Lampung                                                   | 183,72                                                |
| Metro                                         | Metro                                                            | 73,21                                                 |
| <b>Lampung</b>                                |                                                                  | <b>33 575,41</b>                                      |

Lanjutan Tabel/*Continued Table 1.1.1*

| <b>Kabupaten/Kota</b><br><i>Regency/Municipality</i> | <b>Persentase terhadap Luas</b><br><b>Provinsi</b><br><i>Percentage to Province's Area</i> | <b>Jumlah Pulau</b><br><i>Number of Islands</i> |
|------------------------------------------------------|--------------------------------------------------------------------------------------------|-------------------------------------------------|
| (1)                                                  | (4)                                                                                        | (5)                                             |
| Lampung Barat                                        | 6,30                                                                                       | –                                               |
| Tanggamus                                            | 8,64                                                                                       | 76                                              |
| Lampung Selatan                                      | 6,61                                                                                       | 50                                              |
| Lampung Timur                                        | 11,52                                                                                      | 5                                               |
| Lampung Tengah                                       | 13,55                                                                                      | –                                               |
| Lampung Utara                                        | 7,91                                                                                       | –                                               |
| Way Kanan                                            | 10,52                                                                                      | –                                               |
| Tulang Bawang                                        | 9,26                                                                                       | –                                               |
| Pesawaran                                            | 3,81                                                                                       | 36                                              |
| Pringsewu                                            | 1,83                                                                                       | –                                               |
| Mesuji                                               | 6,55                                                                                       | –                                               |
| Tulang Bawang Barat                                  | 3,82                                                                                       | –                                               |
| Pesisir Barat                                        | 8,92                                                                                       | 3                                               |
| Bandar Lampung                                       | 0,55                                                                                       | 2                                               |
| Metro                                                | 0,22                                                                                       | –                                               |
| <b>Lampung</b>                                       | <b>100,00</b>                                                                              | <b>172</b>                                      |

Sumber/*Source*: Kementerian Dalam Negeri, Keputusan Menteri Dalam Negeri Nomor 050-145 Tahun 2022 tanggal 14 Februari 2022  
*Ministry of Home Affairs, The Decree of Home Affairs Minister Number 050-145 Year 2022, 14 February 2022*

**Tabel** 1.1.2 **Tinggi Wilayah dan Jarak ke Ibukota Provinsi Menurut Kabupaten/Kota di Provinsi Lampung, 2022**  
**Table** **Altitude and Distance to the Capital of Province by Regency/ Municipality in Lampung Province, 2022**

| Kabupaten/Kota<br>Regency/Municipality | Tinggi Wilayah (mdpl)<br>Altitude (m a.s.l) | Jarak ke Ibukota Provinsi (km)<br>(Distance to the Capital of Province<br>(km) |
|----------------------------------------|---------------------------------------------|--------------------------------------------------------------------------------|
| (1)                                    | (2)                                         | (3)                                                                            |
| Lampung Barat                          | 908                                         | 141                                                                            |
| Tanggamus                              | 268                                         | 64                                                                             |
| Lampung Selatan                        | 26                                          | 48                                                                             |
| Lampung Timur                          | 29                                          | 53                                                                             |
| Lampung Tengah                         | 32                                          | 52                                                                             |
| Lampung Utara                          | 36                                          | 80                                                                             |
| Way Kanan                              | 71                                          | 133                                                                            |
| Tulang Bawang                          | 20                                          | 100                                                                            |
| Pesawaran                              | 158                                         | 22                                                                             |
| Pringsewu                              | 95                                          | 30                                                                             |
| Mesuji                                 | 13                                          | 175                                                                            |
| Tulang Bawang Barat                    | 43                                          | 106                                                                            |
| Pesisir Barat                          | 6                                           | 150                                                                            |
| Bandar Lampung                         | 93                                          | –                                                                              |
| Metro                                  | 61                                          | 37                                                                             |
| <b>Lampung</b>                         |                                             |                                                                                |

Sumber/Source: Berdasarkan informasi Badan Pertanahan Provinsi Lampung dan Kementerian Dalam Negeri Tahun 2019/Based on information from National Land Affairs of Lampung Province Ministry of Home Affairs, 2019

**Tabel**  
**Table** 1.1.3

**Jumlah Desa<sup>1</sup>/Kelurahan Menurut Kabupaten/Kota dan Letak Geografi di Provinsi Lampung, 2014–2021**  
**Number of Villages<sup>1</sup>/Kelurahan by Regency/Municipality and Geographical Location in Lampung Province, 2018–2022**

| Kabupaten/Kota<br>Regency/Municipality | Tepi Laut<br>Coastal Altitude (m a.s.l.) |            |            | Bukan Tepi Laut<br>Non-Coastal |              |              |
|----------------------------------------|------------------------------------------|------------|------------|--------------------------------|--------------|--------------|
|                                        | 2014                                     | 2019       | 2021       | 2014                           | 2019         | 2021         |
| (1)                                    | (2)                                      | (3)        | (4)        | (5)                            | (6)          | (7)          |
| Lampung Barat                          | –                                        | –          | –          | 136                            | 136          | 136          |
| Tanggamus                              | 55                                       | 54         | 55         | 247                            | 248          | 247          |
| Lampung Selatan                        | 39                                       | 39         | 37         | 221                            | 221          | 223          |
| Lampung Timur                          | 10                                       | 10         | 14         | 254                            | 254          | 250          |
| Lampung Tengah                         | –                                        | –          | –          | 307                            | 314          | 314          |
| Lampung Utara                          | –                                        | –          | –          | 247                            | 247          | 247          |
| Way Kanan                              | –                                        | –          | –          | 223                            | 227          | 227          |
| Tulang Bawang                          | 16                                       | 15         | 17         | 135                            | 136          | 134          |
| Pesawaran                              | 22                                       | 21         | 20         | 122                            | 127          | 128          |
| Pringsewu                              | –                                        | –          | –          | 131                            | 131          | 131          |
| Mesuji                                 | –                                        | –          | 1          | 105                            | 105          | 104          |
| Tulang Bawang Barat                    | –                                        | –          | –          | 96                             | 103          | 103          |
| Pesisir Barat                          | 84                                       | 77         | 79         | 34                             | 41           | 39           |
| Bandar Lampung                         | 15                                       | 15         | 15         | 111                            | 111          | 111          |
| Metro                                  | –                                        | –          | –          | 22                             | 22           | 22           |
| <b>Lampung</b>                         | <b>241</b>                               | <b>231</b> | <b>238</b> | <b>2 391</b>                   | <b>2 423</b> | <b>2 416</b> |

Catatan/Note: <sup>1</sup> Desa pada tabel ini termasuk Unit Permukiman Transmigrasi (UPT) yang masih dibina oleh kementerian terkait/  
Villages in this table include Transmigration Settlement Unit fostered by the relevant ministries

Sumber/Source: BPS, Pendataan Potensi Desa (Podes)/BPS-Statistics Indonesia, Village Potential Data Collection



**Tabel**  
**Table 1.1.4****Jumlah Desa<sup>1</sup>/Kelurahan Menurut Kabupaten/Kota dan Topografi Wilayah di Provinsi Lampung, 2018–2022**  
**Number of Villages<sup>1</sup>/Kelurahan by Regency/Municipality and Topographical Areas in Lampung Province, 2018–2022**

| Kabupaten/Kota<br>Regency/Municipality | Lembah<br>Valley |           |                   | Lereng/Puncak<br>Slope |            |                   | Dataran<br>Flat |              |                   |
|----------------------------------------|------------------|-----------|-------------------|------------------------|------------|-------------------|-----------------|--------------|-------------------|
|                                        | 2014             | 2019      | 2021 <sup>2</sup> | 2014                   | 2019       | 2021 <sup>2</sup> | 2014            | 2019         | 2021 <sup>2</sup> |
| (1)                                    | (2)              | (3)       | (4)               | (5)                    | (6)        | (7)               | (8)             | (9)          | (10)              |
| Lampung Barat                          | 17               | 13        | –                 | 62                     | 62         | 119               | 57              | 61           | 17                |
| Tanggamus                              | 27               | 1         | –                 | 60                     | 73         | 75                | 215             | 228          | 227               |
| Lampung Selatan                        | 2                | –         | 1                 | 20                     | 10         | 84                | 238             | 250          | 175               |
| Lampung Timur                          | –                | –         | –                 | –                      | 5          | 37                | 264             | 259          | 227               |
| Lampung Tengah                         | 3                | –         | –                 | 8                      | 7          | 11                | 296             | 307          | 303               |
| Lampung Utara                          | 2                | –         | –                 | 24                     | 21         | 17                | 221             | 226          | 230               |
| Way Kanan                              | 3                | 7         | –                 | 24                     | 28         | 44                | 196             | 192          | 183               |
| Tulang Bawang                          | –                | –         | –                 | –                      | –          | –                 | 151             | 151          | 151               |
| Pesawaran                              | 2                | 1         | –                 | 18                     | 30         | 93                | 124             | 117          | 55                |
| Pringsewu                              | 3                | –         | –                 | 5                      | 1          | 2                 | 123             | 130          | 129               |
| Mesuji                                 | –                | –         | –                 | –                      | –          | –                 | 105             | 105          | 105               |
| Tulang Bawang Barat                    | –                | –         | –                 | –                      | –          | –                 | 96              | 103          | 103               |
| Pesisir Barat                          | –                | –         | –                 | 13                     | 9          | 85                | 105             | 109          | 33                |
| Bandar Lampung                         | 1                | 1         | –                 | 10                     | 9          | 49                | 115             | 116          | 77                |
| Metro                                  | –                | –         | –                 | –                      | –          | –                 | 22              | 22           | 22                |
| <b>Lampung</b>                         | <b>60</b>        | <b>23</b> | <b>1</b>          | <b>244</b>             | <b>255</b> | <b>616</b>        | <b>2 328</b>    | <b>2 376</b> | <b>2 037</b>      |

Catatan/Note: <sup>1</sup> Desa pada tabel ini termasuk Unit Permukiman Transmigrasi (UPT) yang masih dibina oleh kementerian terkait/  
Villages in this table include Transmigration Settlement Unit fostered by the relevant ministries

Sumber/Source: BPS, Pendataan Potensi Desa (Podes)/BPS-Statistics Indonesia, Village Potential Data Collection

## 1.2 KEADAAN IKLIM CLIMATE CONDITION

**Tabel**  
**Table** 1.2.1 **Pengamatan Unsur Iklim di Stasiun Pengamatan Badan Meteorologi Klimatologi dan Geofisika (BMKG) di Provinsi Lampung, 2020–2022**  
**Observation of Climate Elements at the Meteorology, Climatology and Geophysics Agency Station in Lampung Province, 2020–2022**

| Unsur Iklim<br><i>Climate Elements</i>                                       | 2020     | 2021    | 2022    |
|------------------------------------------------------------------------------|----------|---------|---------|
| (1)                                                                          | (2)      | (3)     | (4)     |
| Suhu/Temperature (°C)                                                        |          |         |         |
| Minimum/Minimum                                                              | 20,4     | 19,6    | 20,8    |
| Rata-rata/Average                                                            | 27,1     | 27,1    | 28,5    |
| Maksimum/Maximum                                                             | 35,0     | 34,8    | 37,0    |
| Kelembaban/Humidity (%)                                                      |          |         |         |
| Minimum/Minimum                                                              | 39       | 37      | 44      |
| Rata-rata/Average                                                            | 83       | 81,7    | 77,6    |
| Maksimum/Maximum                                                             | 100      | 100     | 100     |
| Kecepatan Angin (knot) <sup>1</sup><br><i>Wind Velocity (knot)</i>           |          |         |         |
| Minimum/Minimum                                                              | Calm     | Calm    | 0,0     |
| Rata-rata/Average                                                            | 3,2      | 2,9     | 1,8     |
| Maksimum/Maximum                                                             | 2,3      | 20      | 12,0    |
| Tekanan Udara (mb)<br><i>Atmospheric Pressure (mb)</i>                       |          |         |         |
| Minimum/Minimum                                                              | 994,20   | 988,0   | 994,4   |
| Rata-rata/Average                                                            | 999,9    | 999,7   | 1 000,9 |
| Maksimum/Maximum                                                             | 1 011,1  | 1 012,4 | 1 013,6 |
| Jumlah Curah Hujan (mm)<br><i>Number of Precipitation (mm)</i>               | 2 435,30 | 2 110,5 | 2 099,1 |
| Jumlah Hari Hujan (hari)<br><i>Number of Rainy Days (day)</i>                | 205      | 180     | 162     |
| Penyinaran Matahari (jam) <sup>2</sup><br><i>Duration of Sunshine (hour)</i> | 40,0     | 56,25   | 4,9     |

Catatan/Note: <sup>1</sup> Satuan Kecepatan Angin Tahun 2020 dan 2021 adalah m/det/ The Wind Speed Unit for 2020 and 2022 is m/sec

<sup>2</sup> Satuan Penyinaran Matahari Tahun 2020 dan 2021 adalah % / Solar Illumination Unit for 2020 and 2021 is %

Sumber/Source: Badan Meteorologi, Klimatologi, dan Geofisika-Stasiun Meteorologi Radin Inten II Lampung Selatan/Meteorology, Climatology, and Geophysics Agency–Meteorologi Stasiun Radin Inten II Lampung Selatan

**Tabel 1.2.2** Jumlah Curah Hujan dan Jumlah Hari Hujan Menurut Bulan di Provinsi Lampung, 2022  
**Number of Precipitation and Number of Rainy Days by Month in Lampung Province, 2022**

| Bulan/Month         | Suhu/Temperature °C |          |                   | Kelembaban Udara Humidity (%) |          |                   |
|---------------------|---------------------|----------|-------------------|-------------------------------|----------|-------------------|
|                     | Min Min             | Maks Max | Rata-rata Average | Min Min                       | Maks Max | Rata-Rata Average |
| (1)                 | (2)                 | (3)      | (4)               | (5)                           | (6)      | (7)               |
| Januari/January     | 22,4                | 27,0     | 34,2              | 56,0                          | 83,7     | 100,0             |
| Februari/February   | 22,0                | 27,1     | 34,4              | 51,0                          | 81,7     | 100,0             |
| Maret/March         | 23,4                | 27,7     | 34,6              | 49,0                          | 80,3     | 100,0             |
| April/April         | 23,0                | 28,3     | 35,2              | 47,0                          | 77,0     | 98,0              |
| Mei/May             | 22,8                | 27,5     | 35,0              | 55,0                          | 83,2     | 100,0             |
| Juni/June           | 22,0                | 26,1     | 34,2              | 42,0                          | 83,3     | 98,0              |
| Juli/July           | 21,2                | 26,7     | 33,4              | 49,0                          | 81,2     | 98,0              |
| Agustus/August      | 21,9                | 26,5     | 34,2              | 39,0                          | 81,7     | 98,0              |
| September/September | 22,2                | 26,7     | 34,0              | 51,0                          | 80,1     | 96,0              |
| Oktober/October     | 22,0                | 26,9     | 34,4              | 45,0                          | 78,8     | 98,0              |
| November/November   | 21,2                | 27,1     | 35,0              | 48,0                          | 78,9     | 99,0              |
| Desember/December   | 22,4                | 26,6     | 33,6              | 51,0                          | 81,0     | 100,0             |

Lanjutan Tabel/*Continued Table 1.2.2*

| Bulan/Month         | Kecepatan Angin (knot)/<br>Wind Velocity (knot) |             |                      | Tekanan Udara/<br>Atmospheric Pressure (mb) |             |                      |
|---------------------|-------------------------------------------------|-------------|----------------------|---------------------------------------------|-------------|----------------------|
|                     | Min<br>Min                                      | Maks<br>Max | Rata-rata<br>Average | Min<br>Min                                  | Maks<br>Max | Rata-rata<br>Average |
| (1)                 | (8)                                             | (9)         | (10)                 | (11)                                        | (12)        | (13)                 |
| Januari/January     | 0,0                                             | 2,5         | 13,0                 | 995,6                                       | 1000,0      | 1003,7               |
| Februari/February   | 0,0                                             | 2,6         | 19,0                 | 993,8                                       | 998,9       | 1007,5               |
| Maret/March         | 0,0                                             | 2,4         | 22,0                 | 993,9                                       | 998,5       | 1008,0               |
| April/April         | 0,0                                             | 2,8         | 16,0                 | 993,2                                       | 998,8       | 1009,2               |
| Mei/May             | 0,0                                             | 2,3         | 14,0                 | 994,5                                       | 999,0       | 1008,2               |
| Juni/June           | 0,0                                             | 1,8         | 16,0                 | 996,3                                       | 999,6       | 1008,9               |
| Juli/July           | 0,0                                             | 2,7         | 13,0                 | 995,8                                       | 999,1       | 1010,8               |
| Agustus/August      | 0,0                                             | 2,7         | 17,0                 | 996,1                                       | 999,6       | 1006,5               |
| September/September | 0,0                                             | 2,5         | 19,0                 | 994,4                                       | 1000,4      | 1005,2               |
| Oktober/October     | 0,0                                             | 2,2         | 13,0                 | 995,8                                       | 1000,0      | 1010,1               |
| November/November   | 0,0                                             | 2,5         | 14,0                 | 993,5                                       | 999,3       | 1003,6               |
| Desember/December   | 0,0                                             | 2,2         | 20,0                 | 988,6                                       | 998,7       | 1004,3               |

Lanjutan Tabel/*Continued Table 1.2.2*

| <b>Bulan<br/>Month</b> | <b>Curah Hujan<br/>Precipitation (mm<sup>3</sup>)</b> | <b>Hari Hujan<br/>Rainy Days</b> | <b>Penyinaran<br/>Matahari (jam)<br/>Duration of<br/>Sunshine (hour)</b> |
|------------------------|-------------------------------------------------------|----------------------------------|--------------------------------------------------------------------------|
| (1)                    | (14)                                                  | (15)                             | (16)                                                                     |
| Januari/January        | 317,3                                                 | 19                               | 3,5                                                                      |
| Februari/February      | 183,2                                                 | 15                               | 4,7                                                                      |
| Maret/March            | 111,1                                                 | 14                               | 4,3                                                                      |
| April/April            | 120,5                                                 | 7                                | 5,5                                                                      |
| Mei/May                | 199,5                                                 | 16                               | 4,4                                                                      |
| Juni/June              | 113,6                                                 | 16                               | 3,1                                                                      |
| Juli/July              | 77,4                                                  | 5                                | 5,2                                                                      |
| Agustus/August         | 117,4                                                 | 11                               | 5,2                                                                      |
| September/September    | 65,6                                                  | 15                               | 4,7                                                                      |
| Oktober/October        | 211,9                                                 | 15                               | 4,2                                                                      |
| November/November      | 114,8                                                 | 16                               | 4,3                                                                      |
| Desember/December      | 215,8                                                 | 19                               | 1,4                                                                      |

Sumber/*Source*: Badan Meteorologi, Klimatologi, dan Geofisika-Stasiun Meteorologi Radin Inten II Lampung Selatan/*Meteorology, Climatology, and Geophysics Agency-Meteorologi Stasiun Radin Inten II Lampung Selatan*

# BAB 2

Chapter 2

PEMERINTAHAN

GOVERNMENT



Tahun 2022

**Provinsi  
Lampung  
Memiliki**

**110.393**

**Aparatur Sipil Negara (ASN)**

*In 2022 Lampung Province had 110,393 Civil Servants*

# PEMERINTAHAN

Governance

## Jumlah Pegawai Negeri Sipil di Provinsi Lampung

Number of Civil Servants in Lampung

110.393

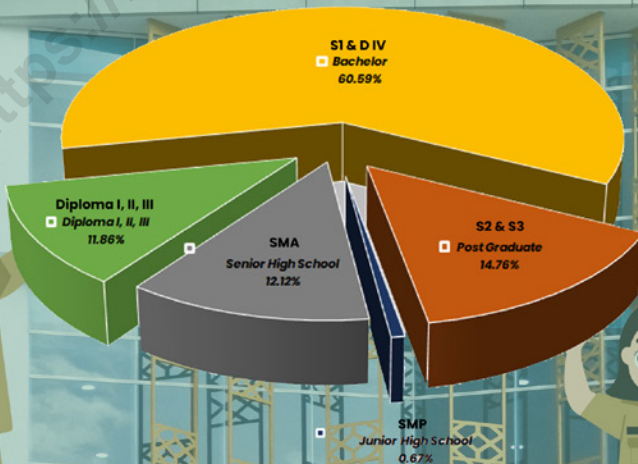
44,52%



55,48%

## Pendidikan Pegawai Negeri Sipil di Provinsi Lampung

Education of Civil Servants in Lampung





**PENJELASAN TEKNIS**

1. Anggota Dewan Perwakilan Rakyat Daerah (DPRD) dipilih melalui pemilihan umum (pemilu) dan dilantik dalam masa jabatan lima tahun.
2. Susunan pemerintahan Republik Indonesia periode 2019–2024 terdiri dari presiden, wakil presiden, lembaga tinggi negara, kementerian, setingkat menteri, dan Lembaga Pemerintahan Non Kementrian (LPNK).
3. Satuan Kerja Perangkat Daerah terdiri dari Sekretaris Daerah, Badan Perencanaan Pembangunan Daerah, Badan Persatuan Bangsa dan Politik Daerah, Badan Pengolahan Lingkungan Hidup, Badan Ketahanan Pangan Daerah, Badan Penanaman Modal dan Perijinan Terpadu, Badan Pengelolaan Perpustakaan, Arsip dan Dokumentasi Daerah, Badan Pemberdayaan Masyarakat dan Pemerintah Desa Daerah, Badan Pendidikan dan Latihan Daerah, Rumah Sakit Umum Daerah, Inspektorat Daerah, Badan Kepegawaian Daerah, Satuan Polisi Pamong Praja, Rumah Sakit Jiwa, Badan Pemberdayaan Perempuan dan Pelindung Anak Daerah, Badan Penelitian dan Pengembangan Inovasi Daerah, Kantor Sandi, Dinas Pendidikan dan Kebudayaan, Dinas Pemuda dan Olah Raga, Dinas Kesehatan,

**TECHNICAL NOTES**

1. *Regional House of Representatives (DPRD) members are elected through a general election and appointed for a five-years membership.*
2. *The government structure of the Republic of Indonesia period 2019–2024 consists of president, vice president, state supreme agencies, ministries, ministerial level institutions, and non-ministerial institutions.*
3. *Regional Work Units consists of the Regional Secretary, Regional Planning Board, Board of the United Nations and Politic Regions, Badang Processing Environment, Food Security Agency Regional Investment Board and Integrated Licensing, Agency of Libraries, Archives and Documentation Regional, Community Empowerment Board and Village Government Regional Board of Education and training Regional District General Hospital, the Regional Inspectorate, Civil Service Agency, Civil Service Police Unit, Psychiatric Hospital, Women Empowerment and Protector of Children of Regions, the Agency for Research and Development of Regional Innovation, Office Password, Department of Education and Culture, Department of Youth and Sports, Department of Health, Social Services, Office of Manpower and Transmigration,*



Dinas Sosial, Dinas Tenaga Kerja dan Transmigrasi, Dinas Perhubungan, Dinas Komunikasi dan Informatika, Dinas Pariwisata dan Ekonomi Kreatif, Dinas Bina Marga, Dinas Koperasi, Usaha Mikro kecil Menengah, Dinas Pengairan dan Pemukiman, Dinas Pertanian Tanaman Pangan dan Hortikultura, Dinas Perkebunan, Dinas Peternakan dan Kesehatan Hewan, Dinas Kelautan dan Perikanan, Dinas Kehutanan, Dinas Pertambangan dan Energi, Dinas Pendapatan, Dinas Perindustrian, Dinas Perdagangan.

4. Setingkat Menteri terdiri dari Kejaksaan Agung, Tentara Nasional Indonesia, dan Kepolisian Negara Republik Indonesia
5. Lembaga Pemerintah Non Kementerian terdiri dari Badan Kependudukan dan Keluarga Berencana Nasional, Badan Koordinasi Penanaman Modal, Badan Meteorologi, Klimatologi, dan Geofisika, Badan Narkotika Nasional, Badan Nasional Penanggulangan Bencana, Badan Nasional Penanggulangan Terorisme, Badan Pusat Statistik, Badan SAR Nasional, Lembaga Kebijakan Pengadaan Barang/Jasa Pemerintah.
6. Realisasi Penerimaan dan Pengeluaran Pemerintah Provinsi adalah realisasi/perhitungan APBD Provinsi pada tiap tahun anggaran.

*the Department of Transportation, Office of Communications and Informatics, Department of Tourism and Creative Economy, Department of Highways, Department of Cooperatives, Micro, smallMedium Enterprises, Department of irrigation and Resettlement, Department of Agriculture and Horticulture, Plantation Office, Department of Animal Husbandry and Animal Health, the Department of Marine and Fisheries, Forestry, Mining and Energy Department, the Department of Revenue, Department of Industry, Department of Commerce*

4. *Ministerial Level Officials consist of, Attorney General, Indonesian National Defense Force, and Indonesian National Police.*
5. *Non-Ministry Government Institution consists of National Population and Family Planning Board, Investment Coordinating Board, Meteorology, Climatology and Geophysics Agency, National Narcotics Agency, National Agency for Disaster Management, National Agency for Combating Terrorism, Central Bureau of Statistics, National SAR Agency, Procurement of Government Goods / Service.*
6. *Actual revenue and expenditure of Provincial Government is the realization/provincial budget calculations for every fiscal year.*

7. Pendapatan Asli Daerah (PAD) adalah pendapatan yang diperoleh daerah yang dipungut berdasarkan peraturan daerah sesuai dengan peraturan perundang-undangan, guna keperluan daerah yang bersangkutan dalam membiayai kegiatannya.
  8. Dana Perimbangan adalah dana yang bersumber dari pendapatan APBN yang dialokasikan kepada Daerah untuk mendanai kebutuhan daerah dalam membiayai kegiatannya.
  9. Lain-lain Pendapatan yang sah adalah pendapatan lainnya dari pemerintah pusat dan atau dari instansi pusat, serta dari daerah lainnya.
7. *Original Local Government Revenue is revenue that withheld based on local regulations in accordance with the legislation, for the purposes of financing their activities.*
  8. *Balanced Budget is the fund coming from the state budget that allocated to regions to fund their needs in the context of decentralization.*
  9. *Other Legal Revenue is other income that coming from the central government and or from the central agencies, as well as from other local government.*

**ULASAN****DESCRIPTION****Kecamatan dan Desa**

Tahun 2022 Jumlah kecamatan yang ada di Provinsi Lampung yaitu sebanyak 229 kecamatan. Kabupaten Lampung Tengah memiliki kecamatan paling banyak yaitu 28 Kecamatan. Jumlah kelurahan dan desa yang ada di Provinsi Lampung yaitu 2.654.

**Anggota Dewan Perwakilan Rakyat**

Jumlah Anggota Dewan Perwakilan Rakyat Daerah (DPRD) terdiri dari 85 orang yang terbagi menjadi 8 partai. Menurut jenis kelamin, jumlah Anggota DPRD terdiri dari 69 Laki-laki dan 16 perempuan.

**Aparatur Sipil Negara**

Pada Tahun 2022, Jumlah Aparatur Sipil Negara di Provinsi Lampung tercatat sebanyak 110.393 yang terdiri dari 49.146 laki-laki dan 61.247 perempuan.

**Realisasi Pendapatan dan Pengeluaran**

Realisasi pendapatan pemerintah Provinsi Lampung pada tahun 2022 yaitu sebesar Rp. 6.962.148.691 ribu dan realisasi belanja pemerintah Provinsi Lampung yaitu Rp. 6.911.575.790 ribu.

**Districts and Villages**

*In 2022, Lampung Province has 2289 district. Lampung Tengah Regency has the most subdistricts, 28 districts. The number of sub districts and villages in Lampung Province is 2,654.*

**Members Legislative Council**

*Number of Members Legislative Council consists of 85 people, divided into 8 parties. By sex, total number of members of Parliament is composed of 69 men and 16 women.*

**Civil Servant**

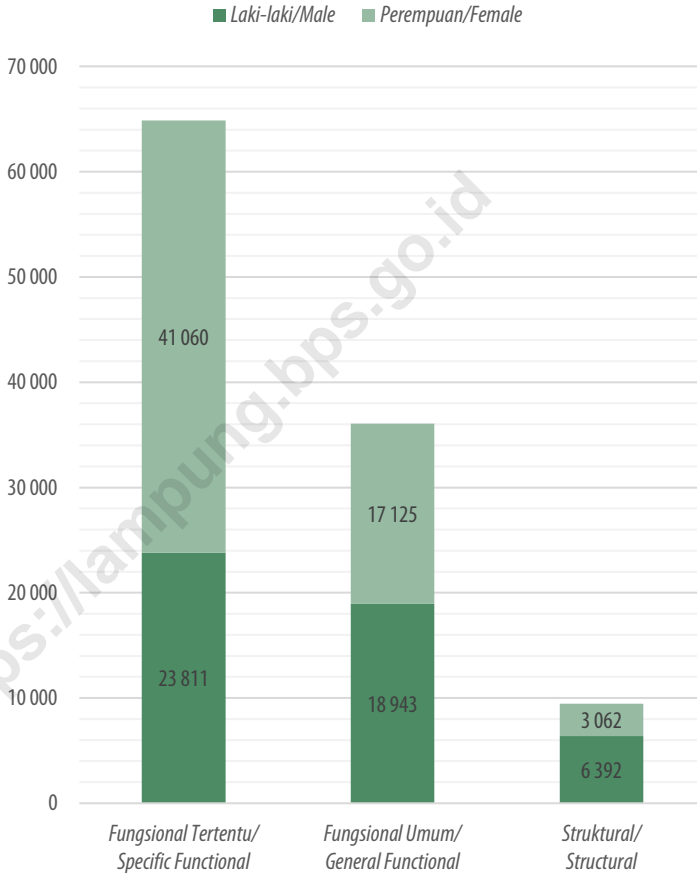
*In 2022, the total number of State Civil Servants in the Lampung Province was recorded as 110,393 consisting of 49,146 men and 61,247 women.*

**Actual Government Revenues and Expenditures**

*The realization of Lampung Province government revenue in 2022 is Rp. 6,962,148,691 thousand The actual expenditure of the Lampung Province government is Rp. 6,911,575,790 thousand.*

**Gambar** 2.1  
**Figures**

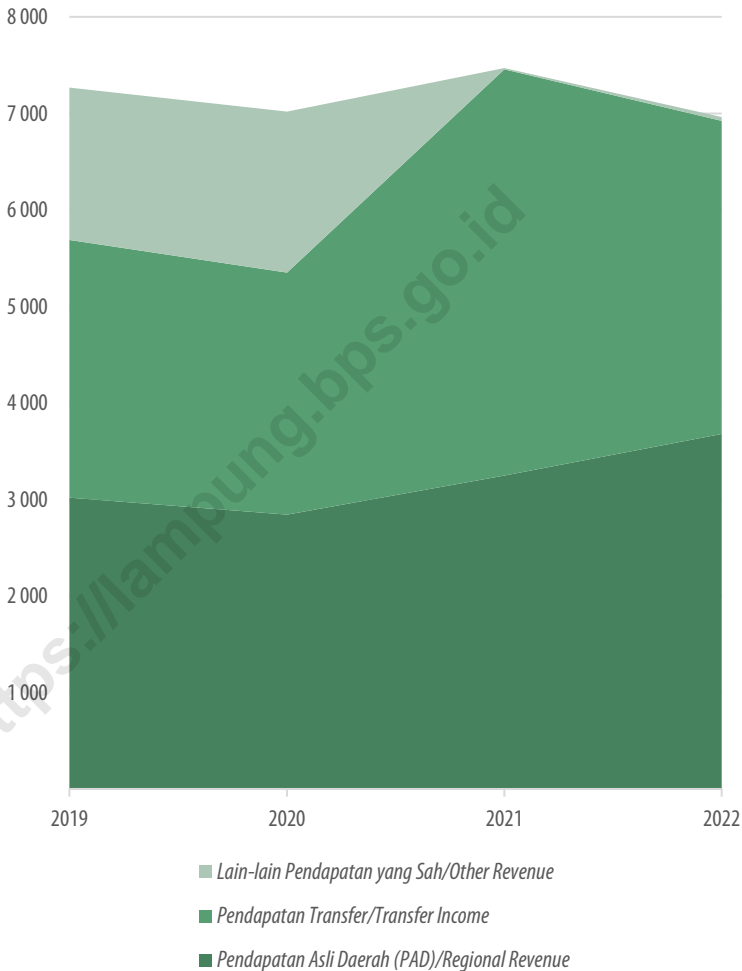
**Jumlah Pegawai Negeri Sipil Menurut Jabatan dan Jenis Kelamin di Provinsi Lampung, Desember 2022**  
**Number of Civil Servants by Occupation and Sex in Lampung Province, December 2022**



Sumber/Source: Badan Kepegawaian Nasional/National Civil Service Agency

**Gambar** 2.2  
**Figures**

**Realisasi Pendapatan Pemerintah Provinsi Lampung Menurut Jenis Pendapatan (milyar Rupiah), 2022**  
**Number of Precipitation by Month in Lampung Province (billion Rupiahs), 2022**



Sumber/Source: Badan Keuangan dan Aset Daerah Provinsi Lampung/ Regional Financial and Asset Agency of Lampung Province

## 2.1 WILAYAH ADMINISTRATIF ADMINISTRATIVE AREA

**Tabel** 2.1.1 **Jumlah Kecamatan Menurut Kabupaten/Kota di Provinsi Lampung, 2018–2022**  
*Number of Sub Districts and Villages by Regency/ Municipality in Lampung Province, 2018–2022*

| Kabupaten/Kota<br>Regency/Municipality | 2018       | 2019       | 2020       | 2021       | 2022 <sup>1</sup> |
|----------------------------------------|------------|------------|------------|------------|-------------------|
| (1)                                    | (2)        | (3)        | (4)        | (5)        | (6)               |
| Lampung Barat                          | 15         | 15         | 15         | 15         | 15                |
| Tanggamus                              | 20         | 20         | 20         | 20         | 20                |
| Lampung Selatan                        | 17         | 17         | 17         | 17         | 17                |
| Lampung Timur                          | 24         | 24         | 24         | 24         | 24                |
| Lampung Tengah                         | 28         | 28         | 28         | 28         | 28                |
| Lampung Utara                          | 23         | 23         | 23         | 23         | 23                |
| Way Kanan                              | 14         | 14         | 14         | 15         | 15                |
| Tulang Bawang                          | 15         | 15         | 15         | 15         | 15                |
| Pesawaran                              | 11         | 11         | 11         | 11         | 11                |
| Pringsewu                              | 9          | 9          | 9          | 9          | 9                 |
| Mesuji                                 | 7          | 7          | 7          | 7          | 7                 |
| Tulang Bawang Barat                    | 9          | 9          | 9          | 9          | 9                 |
| Pesisir Barat                          | 11         | 11         | 11         | 11         | 11                |
| Bandar Lampung                         | 20         | 20         | 20         | 20         | 20                |
| Metro                                  | 5          | 5          | 5          | 5          | 5                 |
| <b>Lampung</b>                         | <b>228</b> | <b>228</b> | <b>228</b> | <b>229</b> | <b>229</b>        |

Catatan/Note: <sup>1</sup>Hasil Kegiatan Pemutakhiran Kerangka Geospasial ST2023, Kondisi 2022 Semester 1/ *ST2023 Geospatial Framework Updating Activity, Conditions of 2022 Semester 1*

Sumber/Source: Badan Pusat Statistik Provinsi Lampung/BPS-Statistics of Lampung Province

**Tabel**  
**Table 2.1.2****Jumlah Desa<sup>1</sup>/Kelurahan Menurut Kabupaten/Kota di  
Provinsi Lampung, 2018–2022**  
**Number of Villages<sup>1</sup>/Townships by Regency/Municipality in  
Lampung Province, 2018–2022**

| Kabupaten/Kota<br>Regency/Municipality | 2018         | 2019         | 2020         | 2021         | 2022 <sup>2</sup> |
|----------------------------------------|--------------|--------------|--------------|--------------|-------------------|
| (1)                                    | (2)          | (3)          | (4)          | (5)          | (6)               |
| Lampung Barat                          | 136          | 136          | 136          | 136          | 136               |
| Tanggamus                              | 302          | 302          | 302          | 302          | 302               |
| Lampung Selatan                        | 260          | 260          | 260          | 260          | 260               |
| Lampung Timur                          | 264          | 264          | 264          | 264          | 264               |
| Lampung Tengah                         | 314          | 314          | 314          | 314          | 314               |
| Lampung Utara                          | 247          | 247          | 247          | 247          | 247               |
| Way Kanan                              | 227          | 227          | 227          | 227          | 227               |
| Tulang Bawang                          | 151          | 151          | 151          | 151          | 151               |
| Pesawaran                              | 148          | 148          | 148          | 148          | 148               |
| Pringsewu                              | 131          | 131          | 131          | 131          | 131               |
| Mesuji                                 | 105          | 105          | 105          | 105          | 105               |
| Tulang Bawang Barat                    | 102          | 103          | 103          | 103          | 103               |
| Pesisir Barat                          | 118          | 118          | 118          | 118          | 118               |
| Bandar Lampung                         | 126          | 126          | 126          | 126          | 126               |
| Metro                                  | 22           | 22           | 22           | 22           | 22                |
| <b>Lampung</b>                         | <b>2 653</b> | <b>2 654</b> | <b>2 654</b> | <b>2 654</b> | <b>2 654</b>      |

Catatan/Note: <sup>1</sup>Termasuk Unit Permukiman Transmigrasi (UPT)/Include Transmigration Settlement Unit

<sup>2</sup>Hasil Kegiatan Pemutakhiran Kerangka Geospasial ST2023, Kondisi 2022 Semester 1/ ST2023 Geospatial Framework Updating Activity, Conditions of 2022 Semester 1

Sumber/Source: Badan Pusat Statistik Provinsi Lampung/BPS-Statistics of Lampung Province

## 2.2 DEWAN PERWAKILAN RAKYAT DAERAH REGIONAL HOUSE OF REPRESENTATIVES

**Tabel** 2.2.1 **Jumlah Anggota Dewan Perwakilan Rakyat Daerah Menurut Partai Politik dan Jenis Kelamin di Provinsi Lampung, 2022**  
*Number of Regional House of Representatives's Members by Political Parties and Sex in Lampung Province, 2022*

| <b>Partai Politik</b><br><i>Political Parties</i> | <b>Laki-laki</b><br><i>Male</i> | <b>Perempuan</b><br><i>Female</i> | <b>Jumlah</b><br><i>Total</i> |
|---------------------------------------------------|---------------------------------|-----------------------------------|-------------------------------|
| (1)                                               | (2)                             | (3)                               | (4)                           |
| Partai PDI-Perjuangan                             | 12                              | 7                                 | 19                            |
| Partai Gerindra                                   | 11                              | 1                                 | 12                            |
| Partai Golongan Karya                             | 9                               | 1                                 | 10                            |
| Partai Demokrat                                   | 10                              | –                                 | 10                            |
| Partai Nasdem                                     | 6                               | 3                                 | 9                             |
| Partai Kebangkitan Bangsa                         | 5                               | 4                                 | 9                             |
| Partai Keadilan Sejahtera                         | 9                               | –                                 | 9                             |
| Partai Amanat Nasional                            | 7                               | –                                 | 7                             |
| <b>Jumlah/Total</b>                               | <b>69</b>                       | <b>16</b>                         | <b>85</b>                     |

Sumber/Source: Sekretariat DPRD Provinsi Lampung/*Secretariat of Regional House of Lampung Province*



**Tabel 2.2.2** Jumlah Anggota Dewan Perwakilan Rakyat Daerah Menurut Kabupaten/Kota dan Jenis Kelamin di Provinsi Lampung, 2022  
**Number of Regional House of Representatives's Members by Regency/Municipality and Sex in Lampung Province, 2022**

| Kabupaten/Kota<br>Regency/Municipality                   | Laki-laki<br>Male | Perempuan<br>Female | Jumlah<br>Total |
|----------------------------------------------------------|-------------------|---------------------|-----------------|
| (1)                                                      | (2)               | (3)                 | (4)             |
| Bandar Lampung (Dapil 1)                                 | 9                 | 2                   | 11              |
| Lampung Selatan (Dapil 2)                                | 9                 | 1                   | 10              |
| Pesawaran, Metro, Pringsewu (Dapil 3)                    | 6                 | 5                   | 11              |
| Tanggamus, Pesisir Barat, Lampung Barat (Dapil 4)        | 10                | –                   | 10              |
| Lampung Utara dan Way Kanan (Dapil 5)                    | 10                | 1                   | 11              |
| Tulang Bawang, Tulang Bawang Barat dan Mesuji ( Dapil 6) | 8                 | 2                   | 10              |
| Lampung Tengah (Dapil 7)                                 | 9                 | 3                   | 12              |
| Lampung Timur (Dapil 8)                                  | 8                 | 2                   | 10              |
| <b>DPRD Provinsi Lampung</b>                             | <b>69</b>         | <b>16</b>           | <b>85</b>       |

Sumber/Source: Sekretariat DPRD Provinsi Lampung/Secretariat of Regional House of Lampung Province

**Tabel 2.2.3**  
**Table**

**Susunan Panitia dan Keanggotaan Alat Kelengkapan Dewan Periode Tahun 2019–2024 di Provinsi Lampung**  
**Leader Structure and Members of Regional People's Representative Assembly Period 2019–2024 in Lampung Province**

| Uraian<br><i>Description</i>                                               | Jumlah (Orang)<br><i>Total (Person)</i> |
|----------------------------------------------------------------------------|-----------------------------------------|
| (1)                                                                        | (2)                                     |
| <b>I. Pimpinan Dewan / Head of Region People's Representative Assembly</b> |                                         |
| Ketua                                                                      | 1                                       |
| Wakil Ketua I                                                              | 1                                       |
| Wakil Ketua II                                                             | 1                                       |
| Wakil Ketua III                                                            | 1                                       |
| Wakil Ketua IV                                                             | 1                                       |
| <b>II. Komisi-komisi / Commision</b>                                       |                                         |
| 1. Komisi I (Bidang Pemerintahan)                                          | 14                                      |
| 2. Komisi II (Bidang Perekonomian)                                         | 16                                      |
| 3. Komisi III (Bidang Keuangan)                                            | 14                                      |
| 4. Komisi IV (Bidang Pembangunan)                                          | 18                                      |
| 5. Komisi V (Bidang Kesejahteraan Rakyat)                                  | 18                                      |
| <b>III. Panitia-panitia / Party Representation</b>                         |                                         |
| 1. Badan Musyawarah                                                        | 31                                      |
| 2. Badan Anggaran                                                          | 42                                      |
| 3. Badan Legislasi Daerah/Pembentukan Peraturan Daerah                     | 18                                      |
| 4. Badan Kehormatan                                                        | 7                                       |
| <b>IV. Fraksi-fraksi</b>                                                   |                                         |
| 1. Fraksi Partai Demokrasi Indonesia Perjuangan                            | 19                                      |
| 2. Fraksi Partai Golongan Karya                                            | 10                                      |
| 3. Fraksi Partai Kebangkitan Bangsa                                        | 9                                       |
| 4. Fraksi Partai Keadilan Sejahtera                                        | 9                                       |
| 5. Fraksi Partai Demokrat                                                  | 10                                      |
| 6. Fraksi Partai Amanat Nasional                                           | 7                                       |
| 7. Fraksi Partai Gerindra                                                  | 12                                      |
| 8. Fraksi Partai Nasdem                                                    | 9                                       |

Sumber/Source: Sekretariat DPRD Provinsi Lampung/Secretariat of Regional House of Lampung Province

**Tabel**  
**Table 2.2.4**

**Kegiatan Dewan Perwakilan Rakyat Daerah Provinsi  
Lampung, 2021–2022**  
*The Regional People's of Representatives Agenda Progress  
of Lampung Province, 2021–2022*

| Kegiatan<br>Activity                                                                            | 2021 | 2022 |
|-------------------------------------------------------------------------------------------------|------|------|
| (1)                                                                                             | (2)  | (3)  |
| <b>A. Rapat-rapat</b>                                                                           |      |      |
| 1. Rapat Paripurna                                                                              | 23   | 21   |
| 2. Rapat Paripurna Istimewa                                                                     | 3    | 3    |
| 3. Rapat Paripurna Khusus                                                                       | –    | –    |
| 4. Rapat Fraksi-fraksi                                                                          |      |      |
| a. Fraksi Partai Demokrasi Indonesia Perjuangan                                                 | 15   | 10   |
| b. Fraksi Partai Golongan Karya                                                                 | 6    | 9    |
| c. Fraksi Partai Kebangkitan Bangsa                                                             | 35   | 8    |
| d. Fraksi Partai Keadilan Sejahtera                                                             | 5    | 12   |
| e. Fraksi Demokrat                                                                              | 8    | 6    |
| f. Fraksi Partai Amanat Nasional                                                                | 5    | 5    |
| g. Fraksi Partai Gerindra                                                                       | 9    | 3    |
| h. Fraksi Partai Persatuan Pembangunan                                                          | –    | –    |
| i. Fraksi Partai Nasdem                                                                         | 10   | 7    |
| 5. Rapat Badan Musyawarah                                                                       | 14   | 8    |
| 6. Rapat Badan Anggaran                                                                         | 22   | 5    |
| 7. Rapat Kerja/ Dengar Pendapat/Rapat Internal/Kunjungan Kerja/Kunjungan<br>Ke Daerah Pemilikan |      |      |
| a. Komisi I                                                                                     | 27   | 15   |
| b. Komisi II                                                                                    | 14   | 9    |
| c. Komisi III                                                                                   | 14   | 4    |
| d. Komisi IV                                                                                    | 16   | 7    |
| e. Komisi V                                                                                     | 16   | 11   |
| 8. Rapat-rapat Lainnya (Rapat Panitia Khusus/ Panitia Teknis/ Tim Perumus)                      | 215  | 180  |
| <b>B. Peninjauan DPRD</b>                                                                       |      |      |
| 1. Peninjauan ke TK, II                                                                         | ...  | ...  |
| 2. Peninjauan ke Provinsi lain                                                                  | ...  | ...  |
| 3. Lainnya                                                                                      | ...  | ...  |

Lanjutan Tabel/*Continued Table 2.2.4*

| Kegiatan<br>Activity           | 2021 | 2022 |
|--------------------------------|------|------|
| (1)                            | (2)  | (3)  |
| <b>C. Produk yang Dihilkan</b> |      |      |
| 1. Keputusan DPRD              | 44   | 29   |
| 2. Keputusan Pimpinan DPRD     | 25   | 13   |
| 3. Perda                       | 14   | 22   |

Sumber/*Source*: Sekretariat DPRD Provinsi Lampung/*Secretariat of Regional House of Lampung Province*

## 2.3 SUMBER DAYA MANUSIA HUMAN RESOURCES

**Tabel** 2.3.1 **Jumlah Pegawai Negeri Sipil Menurut Kabupaten/Kota dan Jenis Kelamin di Provinsi Lampung, Desember 2020 dan Desember 2022**  
**Number of Civil Servants by Regency/Municipality and Sex in Lampung Province, December 2020 and December 2022**

| Kabupaten/Kota<br>Regency/Municipality | 2021              |                     |                 |
|----------------------------------------|-------------------|---------------------|-----------------|
|                                        | Laki-laki<br>Male | Perempuan<br>Female | Jumlah<br>Total |
| (1)                                    | (2)               | (3)                 | (4)             |
| Lampung Barat                          | 1 782             | 2 024               | 3 806           |
| Tanggamus                              | 2 429             | 3 024               | 5 453           |
| Lampung Selatan                        | 2 883             | 4 599               | 7 482           |
| Lampung Timur                          | 3 195             | 4 256               | 7 451           |
| Lampung Tengah                         | 4 498             | 5 722               | 10 220          |
| Lampung Utara                          | 2 796             | 4 639               | 7 435           |
| Way Kanan                              | 2 271             | 2 730               | 5 001           |
| Tulang Bawang                          | 1 827             | 2 314               | 4 141           |
| Pesawaran                              | 1 724             | 2 648               | 4 372           |
| Pringsewu                              | 1 846             | 2 706               | 4 552           |
| Mesuji                                 | 1 111             | 1 180               | 2 291           |
| Tulang Bawang Barat                    | 1 212             | 1 605               | 2 817           |
| Pesisir Barat                          | 1 014             | 1 208               | 2 222           |
| Bandar Lampung                         | 2 628             | 5 609               | 8 237           |
| Metro                                  | 1 455             | 2 172               | 3 627           |
| Provinsi Lampung                       | 7 307             | 7 953               | 15 260          |
| <b>Lampung</b>                         | <b>39 978</b>     | <b>54 389</b>       | <b>94 367</b>   |

Lanjutan Tabel/*Continued Table 2.3.1*

| Kabupaten/Kota<br><i>Regency/Municipality</i> | 2022                     |                            |                        |
|-----------------------------------------------|--------------------------|----------------------------|------------------------|
|                                               | Laki-laki<br><i>Male</i> | Perempuan<br><i>Female</i> | Jumlah<br><i>Total</i> |
| (1)                                           | (5)                      | (6)                        | (7)                    |
| Lampung Barat                                 | 1 776                    | 2 046                      | 3 822                  |
| Tanggamus                                     | 2 256                    | 2 940                      | 5 196                  |
| Lampung Selatan                               | 2 663                    | 4 416                      | 7 079                  |
| Lampung Timur                                 | 2 965                    | 4 159                      | 7 124                  |
| Lampung Tengah                                | 4 175                    | 5 486                      | 9 661                  |
| Lampung Utara                                 | 2 674                    | 4 563                      | 7 237                  |
| Way Kanan                                     | 2 136                    | 2 699                      | 4 835                  |
| Tulang Bawang                                 | 1 769                    | 2 320                      | 4 089                  |
| Pesawaran                                     | 1 636                    | 2 570                      | 4 206                  |
| Pringsewu                                     | 1 710                    | 2 603                      | 4 313                  |
| Mesuji                                        | 1 079                    | 1 207                      | 2 286                  |
| Tulang Bawang Barat                           | 1 186                    | 1 715                      | 2 901                  |
| Pesisir Barat                                 | 998                      | 1 222                      | 2 220                  |
| Bandar Lampung                                | 2 424                    | 5 201                      | 7 625                  |
| Metro                                         | 1 442                    | 2 226                      | 3 668                  |
| Proinsi Lampung                               | 18 257                   | 15 874                     | 34 131                 |
| <b>Lampung</b>                                | <b>49 146</b>            | <b>61 247</b>              | <b>110 393</b>         |

Sumber/*Source*: Badan Kepegawaian Nasional/*National Civil Service Agency*

**Tabel**  
**Table 2.3.2****Jumlah Pegawai Negeri Sipil Menurut Jabatan dan Jenis Kelamin di Provinsi Lampung, Desember 2021 dan Desember 2022**  
**Number of Civil Servants by Occupation and Sex in Lampung Province, December 2021 and December 2022**

| Jabatan<br>Occupation                                                               | 2021              |                     | Jumlah<br>Total |
|-------------------------------------------------------------------------------------|-------------------|---------------------|-----------------|
|                                                                                     | Laki-laki<br>Male | Perempuan<br>Female |                 |
| (1)                                                                                 | (2)               | (3)                 | (4)             |
| Jabatan Pimpinan Tinggi Madya<br><i>Middle Executives</i>                           | 1                 | –                   | 1               |
| Jabatan Pimpinan Tinggi Pratama<br><i>Junior Executives</i>                         | 477               | 59                  | 536             |
| Administrator/Administrator                                                         | 2 067             | 687                 | 2 754           |
| Pengawas/Supervisor                                                                 | 5 046             | 3 583               | 8 629           |
| Eselon V/5th Echelon                                                                | 3                 | –                   | 3               |
| Jabatan Fungsional Dosen<br><i>Certain Functional Position for Lecturer</i>         | –                 | 1                   | 1               |
| Jabatan Fungsional Guru<br><i>Certain Functional Position for Teacher</i>           | 13 924            | 27 071              | 40 995          |
| Jabatan Fungsional Medis<br><i>Certain Functional Position for Medical Field</i>    | 2 377             | 8 659               | 11 036          |
| Jabatan Fungsional Teknis<br><i>Certain Functional Position for Technical Field</i> | 2 084             | 1 029               | 3 113           |
| Jabatan Fungsional Umum/Pelaksana<br><i>General Functional Position</i>             | 13 999            | 13 300              | 27 299          |
| <b>Jumlah/Total</b>                                                                 | <b>39 978</b>     | <b>54 389</b>       | <b>94 367</b>   |

Lanjutan Tabel/*Continued Table 2.3.2*

| Jabatan<br><i>Occupation</i>                                                        | 2022                     |                            |                        |
|-------------------------------------------------------------------------------------|--------------------------|----------------------------|------------------------|
|                                                                                     | Laki-laki<br><i>Male</i> | Perempuan<br><i>Female</i> | Jumlah<br><i>Total</i> |
| (1)                                                                                 | (5)                      | (6)                        | (7)                    |
| Jabatan Pimpinan Tinggi Madya<br><i>Middle Executives</i>                           | 6                        | –                          | 6                      |
| Jabatan Pimpinan Tinggi Pratama<br><i>Junior Executives</i>                         | 507                      | 84                         | 591                    |
| Administrator/ <i>Administrator</i>                                                 | 2 205                    | 766                        | 2 971                  |
| Pengawas/ <i>Supervisor</i>                                                         | 3 543                    | 2 183                      | 5 726                  |
| Eselon V/ <i>5th Echelon</i>                                                        | 131                      | 29                         | 160                    |
| Jabatan Fungsional Dosen<br><i>Certain Functional Position for Lecturer</i>         | 975                      | 718                        | 1 693                  |
| Jabatan Fungsional Guru<br><i>Certain Functional Position for Teacher</i>           | 13 824                   | 27 009                     | 40 833                 |
| Jabatan Fungsional Medis<br><i>Certain Functional Position for Medical Field</i>    | 2 490                    | 9 223                      | 11 713                 |
| Jabatan Fungsional Teknis<br><i>Certain Functional Position for Technical Field</i> | 6 522                    | 4 110                      | 10 632                 |
| Jabatan Fungsional Umum/Pelaksana<br><i>General Functional Position</i>             | 18 943                   | 17 125                     | 36 068                 |
| <b>Jumlah/<i>Total</i></b>                                                          | <b>49 146</b>            | <b>61 247</b>              | <b>110 393</b>         |

Sumber/*Source*: Badan Kepegawaian Nasional/*National Civil Service Agency*



**Tabel**  
**Table 2.3.3****Jumlah Pegawai Negeri Sipil Menurut Tingkat Pendidikan dan Jenis Kelamin di Provinsi Lampung, Desember 2021 dan Desember 2022**  
**Number of Civil Servants by Educational Level and Sex in Lampung Province, December 2021 and December 2022**

| Tingkat Pendidikan<br>Educational Level              | 2021              |                     |                 |
|------------------------------------------------------|-------------------|---------------------|-----------------|
|                                                      | Laki-laki<br>Male | Perempuan<br>Female | Jumlah<br>Total |
| (1)                                                  | (2)               | (3)                 | (4)             |
| SD (Sekolah Dasar)<br>Primary School                 | 252               | 25                  | 277             |
| SMP (Sekolah Menengah Pertama)<br>Junior High School | 405               | 50                  | 455             |
| SMA (Sekolah Menengah Atas)<br>Senior High School    | 7 360             | 4 136               | 11 496          |
| Diploma I/Akta I<br>Diploma I/Akta I                 | 115               | 193                 | 308             |
| Diploma II/Akta II<br>Diploma II/Akta II             | 1 219             | 1 455               | 2 674           |
| Diploma III/Akta III<br>Diploma III/Akta III         | 2 210             | 6 839               | 9 049           |
| Diploma IV/Akta IV<br>Diploma IV/Akta IV             | 338               | 1 413               | 1 751           |
| S1/Sarjana<br>Under Graduate/Bachelor                | 22 649            | 35 577              | 58 226          |
| S2/Pasca Sarjana<br>Graduate                         | 5 407             | 4 693               | 10 100          |
| S3/Doktor/Ph.D<br>Post Graduate                      | 23                | 8                   | 31              |
| <b>Jumlah/Total</b>                                  | <b>39 978</b>     | <b>54 389</b>       | <b>94 367</b>   |

Lanjutan Tabel/*Continued Table 2.3.3*

| Tingkat Pendidikan<br><i>Educational Level</i>              | 2022                     |                            |                        |
|-------------------------------------------------------------|--------------------------|----------------------------|------------------------|
|                                                             | Laki-laki<br><i>Male</i> | Perempuan<br><i>Female</i> | Jumlah<br><i>Total</i> |
| (1)                                                         | (2)                      | (3)                        | (4)                    |
| SD (Sekolah Dasar)<br><i>Primary School</i>                 | 247                      | 22                         | 269                    |
| SMP (Sekolah Menengah Pertama)<br><i>Junior High School</i> | 9 145                    | 4 232                      | 13 377                 |
| SMA (Sekolah Menengah Atas)<br><i>Senior High School</i>    | 422                      | 51                         | 473                    |
| Diploma I/Akta I<br><i>Diploma I/Akta I</i>                 | 287                      | 266                        | 553                    |
| Diploma II/Akta II<br><i>Diploma II/Akta II</i>             | 921                      | 1 065                      | 1 986                  |
| Diploma III/Akta III<br><i>Diploma III/Akta III</i>         | 2 883                    | 7 668                      | 10 551                 |
| Diploma IV/Akta IV<br><i>Diploma IV/Akta IV</i>             | 542                      | 1 927                      | 2 469                  |
| S1/Sarjana<br><i>Under Graduate/Bachelor</i>                | 25 879                   | 38 540                     | 64 419                 |
| S2/Pasca Sarjana<br><i>Graduate</i>                         | 8 449                    | 7 283                      | 15 732                 |
| S3/Doktor/Ph.D<br><i>Post Graduate</i>                      | 371                      | 193                        | 564                    |
| <b>Jumlah/Total</b>                                         | <b>49 146</b>            | <b>61 247</b>              | <b>110 393</b>         |

Sumber/*Source*: Badan Kepegawaian Nasional/*National Civil Service Agency*

**Tabel**  
**Table 2.3.4**

**Jumlah Pegawai Negeri Sipil Menurut Tingkat  
Kepangkatan dan Jenis Kelamin di Provinsi Lampung,  
Desember 2021 dan Desember 2022**  
*Number of Civil Servants by Hierarchy and Sex in Lampung  
Province, December 2021 and December 2022*

| Pangkat/Golongan/Ruang<br><i>Hierarchy</i>                                  | 2021                     |                            |                        |
|-----------------------------------------------------------------------------|--------------------------|----------------------------|------------------------|
|                                                                             | Laki-laki<br><i>Male</i> | Perempuan<br><i>Female</i> | Jumlah<br><i>Total</i> |
| (1)                                                                         | (2)                      | (3)                        | (4)                    |
| <b>Golongan I/Range I</b>                                                   |                          |                            |                        |
| 1. I/A (Juru Muda)/ <i>Junior Clerk</i>                                     | 12                       | 3                          | 15                     |
| 2. I/B (Juru Muda Tingkat I)/ <i>First Class Junior Clerk</i>               | 45                       | 6                          | 51                     |
| 3. I/C (Juru)/ <i>Clerk</i>                                                 | 84                       | 11                         | 95                     |
| 4. I/D (Juru Tingkat I)/ <i>First Class Clerk</i>                           | 213                      | 32                         | 245                    |
| <b>Golongan II/Range II</b>                                                 |                          |                            |                        |
| 5. II/A (Pengatur Muda)/ <i>Junior Supervisor</i>                           | 547                      | 194                        | 741                    |
| 6. II/B (Pengatur Muda Tingkat I)/ <i>First Class Junior Supervisor</i>     | 1 334                    | 856                        | 2 190                  |
| 7. II/C (Pengatur)/ <i>Supervisor</i>                                       | 1 866                    | 2 028                      | 3 894                  |
| 8. II/D (Pengatur Tingkat I)/ <i>First Class Supervisor</i>                 | 2 649                    | 2 634                      | 5 283                  |
| <b>Golongan III/Range III</b>                                               |                          |                            |                        |
| 9. III/A (Penata Muda)/ <i>Junior Superintendent</i>                        | 4 690                    | 8 051                      | 12 741                 |
| 10. III/B (Penata Muda Tingkat I)/ <i>First Class Junior Superintendent</i> | 4 715                    | 7 114                      | 11 829                 |
| 11. III/C (Penata)/ <i>Superintendent</i>                                   | 5 175                    | 7 594                      | 12 769                 |
| 12. III/D (Penata Tingkat I)/ <i>First Class Superintendent</i>             | 6 989                    | 9 261                      | 16 250                 |
| <b>Golongan IV/Range IV</b>                                                 |                          |                            |                        |
| 13. IV/A (Pembina)/ <i>Administrator</i>                                    | 5 714                    | 7 157                      | 12 871                 |
| 14. IV/B (Pembina Tingkat I)/ <i>First Class Administrator</i>              | 5 329                    | 9 109                      | 14 438                 |
| 15. IV/C (Pembina Utama Muda)/ <i>Junior Administrator</i>                  | 547                      | 317                        | 864                    |
| 16. IV/D (Pembina Utama Madya)/ <i>Middle Administrator</i>                 | 56                       | 19                         | 75                     |
| 17. IV/E (Pembina Utama)/ <i>Senior Administrator</i>                       | 13                       | 3                          | 16                     |
| <b>Jumlah/Total</b>                                                         | <b>39 978</b>            | <b>54 389</b>              | <b>94 367</b>          |

Lanjutan Tabel/*Continued Table 2.3.4*

| Pangkat/Golongan/Ruang<br><i>Hierarchy</i>                                  | 2022                     |                            |                        |
|-----------------------------------------------------------------------------|--------------------------|----------------------------|------------------------|
|                                                                             | Laki-laki<br><i>Male</i> | Perempuan<br><i>Female</i> | Jumlah<br><i>Total</i> |
| (1)                                                                         | (2)                      | (3)                        | (4)                    |
| <b>Golongan I/Range I</b>                                                   |                          |                            |                        |
| 1. I/A (Juru Muda)/ <i>Junior Clerk</i>                                     | 5                        |                            | 5                      |
| 2. I/B (Juru Muda Tingkat I)/ <i>First Class Junior Clerk</i>               | 33                       | 3                          | 36                     |
| 3. I/C (Juru)/ <i>Clerk</i>                                                 | 80                       | 8                          | 88                     |
| 4. I/D (Juru Tingkat I)/ <i>First Class Clerk</i>                           | 232                      | 31                         | 263                    |
| <b>Golongan II/Range II</b>                                                 |                          |                            |                        |
| 5. II/A (Pengatur Muda)/ <i>Junior Supervisor</i>                           | 789                      | 260                        | 1 049                  |
| 6. II/B (Pengatur Muda Tingkat I)/ <i>First Class Junior Supervisor</i>     | 1 769                    | 685                        | 2 454                  |
| 7. II/C (Pengatur)/ <i>Supervisor</i>                                       | 2 342                    | 2 316                      | 4 658                  |
| 8. II/D (Pengatur Tingkat I)/ <i>First Class Supervisor</i>                 | 3 513                    | 3 416                      | 6 929                  |
| <b>Golongan III/Range III</b>                                               |                          |                            |                        |
| 9. III/A (Penata Muda)/ <i>Junior Superintendent</i>                        | 6 105                    | 8 999                      | 15 104                 |
| 10. III/B (Penata Muda Tingkat I)/ <i>First Class Junior Superintendent</i> | 6 083                    | 8 129                      | 14 212                 |
| 11. III/C (Penata)/ <i>Superintendent</i>                                   | 6 018                    | 8 303                      | 14 321                 |
| 12. III/D (Penata Tingkat I)/ <i>First Class Superintendent</i>             | 9 177                    | 11 716                     | 20 893                 |
| <b>Golongan IV/Range IV</b>                                                 |                          |                            |                        |
| 13. IV/A (Pembina)/ <i>Administrator</i>                                    | 6 754                    | 8 129                      | 14 883                 |
| 14. IV/B (Pembina Tingkat I)/ <i>First Class Administrator</i>              | 5 389                    | 8 750                      | 14 139                 |
| 15. IV/C (Pembina Utama Muda)/ <i>Junior Administrator</i>                  | 662                      | 443                        | 1 105                  |
| 16. IV/D (Pembina Utama Madya)/ <i>Middle Administrator</i>                 | 137                      | 46                         | 183                    |
| 17. IV/E (Pembina Utama)/ <i>Senior Administrator</i>                       | 58                       | 13                         | 71                     |
| <b>Jumlah/Total</b>                                                         | <b>49 146</b>            | <b>61 247</b>              | <b>110 393</b>         |

Sumber/*Source*: Badan Kepegawaian Nasional/*National Civil Service Agency*

**Tabel**  
**Table 2.3.5****Jumlah Pegawai Negeri Sipil Menurut Dinas/Instansi  
Pemerintah dan Jenis Kelamin di Provinsi Lampung,  
Desember 2021 dan Desember 2022**  
*Number of Civil Servants by Work Period and Sex in  
Lampung Province, December 2021 and December 2022*

| Dinas/Instansi<br>Pemerintahan<br>Government Agencies                  | 2021              |                     |                 | 2022              |                     |                 |
|------------------------------------------------------------------------|-------------------|---------------------|-----------------|-------------------|---------------------|-----------------|
|                                                                        | Laki-laki<br>Male | Perempuan<br>Female | Jumlah<br>Total | Laki-laki<br>Male | Perempuan<br>Female | Jumlah<br>Total |
| (1)                                                                    | (2)               | (3)                 | (4)             | (5)               | (6)                 | (7)             |
| SEKRETARIS DAERAH PROVINSI                                             | 1                 | –                   | 1               | 1                 | –                   | 1               |
| ASISTEN BIDANG PEMERINTAHAN DAN<br>KESEJAHTERAAN RAKYAT                | 1                 | –                   | 1               | 1                 | –                   | 1               |
| ASISTEN BIDANG PEREKONOMIAN,<br>KEUANGAN DAN PEMBANGUNAN               | –                 | –                   | –               | 1                 | –                   | 1               |
| ASISTEN BIDANG ADMINISTRASI UMUM                                       | 1                 | –                   | 1               | 1                 | –                   | 1               |
| BIRO PEMERINTAHAN DAN OTONOMI<br>DAERAH                                | 16                | 15                  | 31              | 13                | 17                  | 30              |
| BIRO HUKUM                                                             | 22                | 22                  | 44              | 22                | 20                  | 42              |
| BIRO KESEJAHTERAAN RAKYAT                                              | 15                | 28                  | 43              | 14                | 28                  | 42              |
| BIRO PEREKONOMIAN                                                      | 12                | 24                  | 36              | 12                | 22                  | 34              |
| BIRO ADMINISTRASI PEMBANGUNAN                                          | 14                | 14                  | 28              | 14                | 15                  | 29              |
| BIRO UMUM                                                              | 82                | 47                  | 129             | 79                | 47                  | 126             |
| BIRO PENGADAAN BARANG DAN JASA                                         | 36                | 17                  | 53              | 35                | 18                  | 53              |
| BIRO ADMINISTRASI PIMPINAN                                             | 35                | 27                  | 62              | 28                | 30                  | 58              |
| BIRO ORGANISASI                                                        | 17                | 18                  | 35              | 16                | 15                  | 31              |
| STAF AHLI GUBERNUR BIDANG<br>PEMERINTAHAN, HUKUM DAN POLITIK           | 1                 | –                   | 1               | 1                 | –                   | 1               |
| STAF AHLI GUBERNUR BIDANG EKONOMI,<br>KEUANGAN DAN PEMBANGUNAN         | 1                 | –                   | 1               | 1                 | –                   | 1               |
| STAF AHLI GUBERNUR BIDANG<br>KEMASYARAKATAN DAN SUMBER DAYA<br>MANUSIA | 1                 | –                   | 1               | 1                 | –                   | 1               |
| SEKRETARIAT DPRD                                                       | 71                | 53                  | 124             | 69                | 52                  | 121             |
| INSPEKTORAT PROVINSI                                                   | 93                | 61                  | 154             | 86                | 62                  | 148             |
| DINAS PENDIDIKAN DAN KEBUDAYAAN                                        | 380               | 338                 | 718             | 310               | 272                 | 582             |

Lanjutan Tabel/*Continued Table 2.3.5*

| Dinas/Instansi<br>Pemerintahan<br><i>Government Agencies</i> | 2021                     |                            |                        | 2022                     |                            |                        |
|--------------------------------------------------------------|--------------------------|----------------------------|------------------------|--------------------------|----------------------------|------------------------|
|                                                              | Laki-laki<br><i>Male</i> | Perempuan<br><i>Female</i> | Jumlah<br><i>Total</i> | Laki-laki<br><i>Male</i> | Perempuan<br><i>Female</i> | Jumlah<br><i>Total</i> |
| (1)                                                          | (2)                      | (3)                        | (4)                    | (5)                      | (6)                        | (7)                    |
| DINAS KESEHATAN                                              | 101                      | 219                        | 320                    | 86                       | 174                        | 260                    |
| DINAS BINA MARGA DAN BINA KONSTRUKSI                         | 209                      | 96                         | 305                    | 194                      | 91                         | 285                    |
| DINAS PENGELOLAAN SUMBER DAYA AIR                            | 285                      | 87                         | 372                    | 267                      | 84                         | 351                    |
| SATUAN POLISI PAMONG PRAJA                                   | 155                      | 36                         | 191                    | 152                      | 36                         | 188                    |
| DINAS SOSIAL                                                 | 82                       | 80                         | 162                    | 75                       | 70                         | 145                    |
| DINAS TENAGA KERJA                                           | 141                      | 66                         | 207                    | 129                      | 65                         | 194                    |
| DINAS PEMBERDAYAAN PEREMPUAN DAN PERLINDUNGAN ANAK           | 22                       | 47                         | 69                     | 18                       | 46                         | 64                     |
| DINAS PETERNAKAN DAN KESEHATAN HEWAN                         | 71                       | 76                         | 147                    | 63                       | 73                         | 136                    |
| DINAS LINGKUNGAN HIDUP                                       | 45                       | 32                         | 77                     | 41                       | 30                         | 71                     |
| DINAS KEPENDUDUKAN DAN PENCATATAN SIPIL                      | 18                       | 19                         | 37                     | 17                       | 17                         | 34                     |
| DINAS PEMBERDAYAAN MASYARAKAT, DESA DAN TRANSMIGRASI         | 38                       | 35                         | 73                     | 36                       | 31                         | 67                     |
| DINAS PERHUBUNGAN                                            | 76                       | 30                         | 106                    | 71                       | 28                         | 99                     |
| DINAS KOMUNIKASI, INFORMATIKA DAN STATISTIK                  | 45                       | 48                         | 93                     | 40                       | 42                         | 82                     |
| DINAS KOPERASI, USAHA KECIL DAN MENENGAH                     | 41                       | 34                         | 75                     | 35                       | 35                         | 70                     |
| DINAS PENANAMAN MODAL DAN PELAYANAN TERPADU SATU PINTU       | 53                       | 57                         | 110                    | 46                       | 57                         | 103                    |
| DINAS PEMUDA DAN OLAHRAGA                                    | 70                       | 34                         | 104                    | 64                       | 35                         | 99                     |
| DINAS PERPUSTAKAAN DAN KEARSIPAN                             | 39                       | 52                         | 91                     | 40                       | 52                         | 92                     |
| DINAS KELAUTAN DAN PERIKANAN                                 | 76                       | 45                         | 121                    | 72                       | 43                         | 115                    |

Lanjutan Tabel/Continued Table 2.3.5

| Dinas/Instansi<br>Pemerintahan<br>Government Agencies    | 2021              |                     |                 | 2022              |                     |                 |
|----------------------------------------------------------|-------------------|---------------------|-----------------|-------------------|---------------------|-----------------|
|                                                          | Laki-laki<br>Male | Perempuan<br>Female | Jumlah<br>Total | Laki-laki<br>Male | Perempuan<br>Female | Jumlah<br>Total |
| (1)                                                      | (2)               | (3)                 | (4)             | (5)               | (6)                 | (7)             |
| DINAS PARIWISATA DAN EKONOMI KREATIF                     | 33                | 42                  | 75              | 29                | 37                  | 66              |
| DINAS KETAHANAN PANGAN, TANAMAN PANGAN, DAN HORTIKULTURA | 197               | 158                 | 355             | 180               | 164                 | 344             |
| DINAS PERKEBUNAN                                         | 48                | 65                  | 113             | 44                | 61                  | 105             |
| DINAS KEHUTANAN                                          | 365               | 125                 | 490             | 339               | 129                 | 468             |
| DINAS ENERGI DAN SUMBER DAYA MINERAL                     | 76                | 37                  | 113             | 74                | 34                  | 108             |
| DINAS PERINDUSTRIAN DAN PERDAGANGAN                      | 61                | 56                  | 117             | 51                | 53                  | 104             |
| DINAS PERUMAHAN, KAWASAN PERMUKIMAN DAN CIPTA KARYA      | 47                | 17                  | 64              | 42                | 17                  | 59              |
| BADAN PERENCANAAN PEMBANGUNAN DAERAH                     | 63                | 52                  | 115             | 60                | 51                  | 111             |
| BADAN PENGELOLAAN KEUANGAN DAN ASET DAERAH               | 58                | 81                  | 139             | 61                | 80                  | 141             |
| BADAN PENDAPATAN DAERAH                                  | 235               | 151                 | 386             | 243               | 155                 | 398             |
| BADAN KEPEGAWAIAN DAERAH                                 | 51                | 46                  | 97              | 46                | 50                  | 96              |
| BADAN PENGEMBANGAN SUMBER DAYA MANUSIA DAERAH            | 45                | 40                  | 85              | 40                | 38                  | 78              |
| BADAN PENELITIAN DAN PENGEMBANGAN DAERAH                 | 22                | 34                  | 56              | 21                | 34                  | 55              |
| BADAN PENGHUBUNG                                         | 45                | 26                  | 71              | 44                | 26                  | 70              |
| BADAN PENANGGULANGAN BENCANA DAERAH                      | 31                | 10                  | 41              | 26                | 11                  | 37              |
| BADAN KESATUAN BANGSA DAN POLITIK DAERAH                 | 40                | 12                  | 52              | 39                | 12                  | 51              |
| RUMAH SAKIT UMUM DAERAH DR. HI. ABDUL MOELOEK            | 371               | 651                 | 1 022           | 390               | 662                 | 1.052           |
| RUMAH SAKIT JIWA                                         | 77                | 102                 | 179             | 80                | 120                 | 200             |

Lanjutan Tabel/*Continued Table 2.3.5*

| Dinas/Instansi<br>Pemerintahan<br><i>Government Agencies</i> | 2021                     |                            |                        | 2022                     |                            |                        |
|--------------------------------------------------------------|--------------------------|----------------------------|------------------------|--------------------------|----------------------------|------------------------|
|                                                              | Laki-laki<br><i>Male</i> | Perempuan<br><i>Female</i> | Jumlah<br><i>Total</i> | Laki-laki<br><i>Male</i> | Perempuan<br><i>Female</i> | Jumlah<br><i>Total</i> |
| (1)                                                          | (2)                      | (3)                        | (4)                    | (5)                      | (6)                        | (7)                    |
| RUMAH SAKIT UMUM DAERAH BANDAR<br>NEGARA HUSADA              | 30                       | 42                         | 72                     | 38                       | 83                         | 121                    |
| SMAN/SMKN/SLB SE-PROVINSI<br>LAMPUNG                         | 3 095                    | 4 418                      | 7 513                  | 3 059                    | 4 421                      | 7 480                  |
| <b>Jumlah/Total</b>                                          | <b>7 356</b>             | <b>7 922</b>               | <b>15 278</b>          | <b>7 057</b>             | <b>7 845</b>               | <b>14 902</b>          |

Sumber/*Source*: Badan Kepegawaian Daerah Provinsi Lampung/*Regional Civil Service Agency of Lampung Province*



**Tabel**  
**Table 2.3.6**

**Pelaksanaan Program dan Kegiatan Pendidikan dan  
Latihan di Provinsi Lampung, 2022**  
*The Implementation of Education and Training Activity  
Program in Lampung Province, 2022*

| <b>Pendidikan dan Pelatihan</b><br><i>Education and Training Activity</i>                                                                                      | <b>Jumlah Peserta</b><br><i>Total Members</i><br><b>(Orang/Person)</b> | <b>Jumlah Hari</b><br><i>Total Days</i> |
|----------------------------------------------------------------------------------------------------------------------------------------------------------------|------------------------------------------------------------------------|-----------------------------------------|
| (1)                                                                                                                                                            | (2)                                                                    | (3)                                     |
| Workshop Strategi mempertahankan laporan keuangan Pemerintah Provinsi Lampung dengan opini Wajar Tanpa Pengecualian (WTP) bagi Jabatan Pimpinan Tinggi Pratama | 58                                                                     | 1                                       |
| Workshop Strategi mempertahankan laporan keuangan Pemerintah Provinsi Lampung dengan opini Wajar Tanpa Pengecualian (WTP) bagi pejabat pengelola               | 156                                                                    | 1                                       |
| Diklat Manajemen ASN Angkatan I dan II                                                                                                                         | 60                                                                     | 5                                       |
| Diklat Fasilitasi Pemanfaatan Data Kependudukan di Lingkungan Pemerintah Provinsi, Kabupaten/Kota se Provinsi Lampung TA.2022                                  | 30                                                                     | 5                                       |
| Diklat Pelaksana Ketertiban Umum dan Ketentraman Masyarakat Polisi Pamong Praja di Lingkungan Pemerintah Provinsi Lampung                                      | 30                                                                     | 5                                       |
| Diklat Bela Negara Berbasis Profesi                                                                                                                            | 30                                                                     | 5                                       |
| Diklat Perencanaan Pembangunan Daerah di Lingkungan Pemerintah Kabupaten/Kota se-Provinsi Lampung Angkatan I                                                   | 30                                                                     | 14                                      |
| Diklat Perencanaan Pembangunan Daerah di Lingkungan Pemerintah Provinsi Lampung Angkatan II                                                                    | 30                                                                     | 14                                      |
| Diklat Perencanaan Pembangunan Daerah di Lingkungan Pemerintah Provinsi Lampung Angkatan III                                                                   | 30                                                                     | 14                                      |
| Diklat Perencanaan Pembangunan Daerah di Lingkungan Pemerintah Provinsi Lampung Angkatan IV                                                                    | 26                                                                     | 14                                      |
| Diklat Manajemen Operator Terminal dan Badan Usaha Pelabuhan (BUP) di Lingkungan Pemerintah Provinsi Lampung TA. 2022                                          | 30                                                                     | 5                                       |
| Diklat Pengelolaan Perpustakaan Sekolah Menengah Atas/Kejuruan di Lingkungan Pemerintah Provinsi Lampung                                                       | 30                                                                     | 5                                       |
| Diklat Peningkatan Kapasitas Polisi Kehutanan                                                                                                                  | 30                                                                     | 5                                       |
| Bimtek Penyusunan Angka Kredit Bagi Pejabat Fungsional Analis/Pranata SDM Aparatur                                                                             | 30                                                                     | 3                                       |
| Diklat Pengadaan Barang dan Jasa Pemerintah                                                                                                                    | 30                                                                     | 14                                      |
| Diklat Legal Drafting                                                                                                                                          | 30                                                                     | 5                                       |
| Diklat Karakter Kebangsaan                                                                                                                                     | 30                                                                     | 5                                       |
| Diklat Review Rencana Kerja Perangkat Daerah Bagi APIP                                                                                                         | 30                                                                     | 5                                       |

Lanjutan Tabel/*Continued Table 2.3.6*

| <b>Pendidikan dan Pelatihan</b><br><i>Education and Training Activity</i><br>(1)                            | <b>Jumlah Peserta</b><br><i>Total Members</i><br><i>(Orang/Person)</i><br>(2) | <b>Jumlah Hari</b><br><i>Total Days</i><br>(3) |
|-------------------------------------------------------------------------------------------------------------|-------------------------------------------------------------------------------|------------------------------------------------|
| Diklat Manajemen UKM di Lingkungan Pemerintah Provinsi Kab/Kota se-Provinsi Lampung                         | 30                                                                            | 5                                              |
| Diklat Peningkatan Kapasitas Tenaga Administrasi Sekolah di Lingkungan Pemerintah Provinsi Lampung          | 30                                                                            | 5                                              |
| Pelatihan Kepemimpinan Administrator (PKA) di Lingkungan Pemerintah Kab/Kota se-Provinsi Lampung Angkatan I | 40                                                                            | 72                                             |
| Pelatihan Kepemimpinan Administrator (PKA) di Lingkungan Pemerintah Provinsi Lampung Angkatan II            | 40                                                                            | 72                                             |
| Pelatihan Kepemimpinan Pengawas (PKP) di Lingkungan Pemerintah Provinsi Lampung Angkatan I                  | 40                                                                            | 74                                             |
| Pelatihan Kepemimpinan Pengawas (PKP) di Lingkungan Pemerintah Kab/Kota se-Provinsi Lampung Angkatan II     | 40                                                                            | 74                                             |
| Latsar CPNS Angkt I dan II                                                                                  | 80                                                                            | 57                                             |
| Latsar CPNS Angkt III dan IV                                                                                | 80                                                                            | 57                                             |
| Latsar CPNS Angkt V                                                                                         | 40                                                                            | 57                                             |
| Latsar CPNS Angkt VI dan VII                                                                                | 80                                                                            | 57                                             |
| Latsar CPNS Angkt VIII dan IX                                                                               | 80                                                                            | 57                                             |
| Latsar CPNS Angkt X dan XI                                                                                  | 80                                                                            | 57                                             |
| Latsar CPNS Angkt XII dan XIII                                                                              | 80                                                                            | 57                                             |
| Latsar CPNS Angkt XIV, XV dan XVI                                                                           | 120                                                                           | 57                                             |
| Latsar CPNS Angkt XVII, XVIII dan XIX                                                                       | 120                                                                           | 57                                             |
| Latsar CPNS Angkt XX, XXI dan XXII                                                                          | 120                                                                           | 57                                             |
| Latsar CPNS Angkt XXIII, XXIV dan XXV                                                                       | 120                                                                           | 57                                             |
| Latsar CPNS Angkt XXVI dan XXVII                                                                            | 68                                                                            | 57                                             |

Lanjutan Tabel/*Continued Table 2.3.6*

| <b>Pendidikan dan Pelatihan<br/>Education and Training Activity</b> | <b>Jumlah Peserta<br/>Total Members<br/>(Orang/Person)</b> | <b>Jumlah Hari<br/>Total Days</b> |
|---------------------------------------------------------------------|------------------------------------------------------------|-----------------------------------|
| (1)                                                                 | (2)                                                        | (3)                               |
| Latsar CPNS Angkt XXVIII                                            | 38                                                         | 57                                |
| Latsar CPNS Angkt XXIX                                              | 38                                                         | 57                                |
| Latsar CPNS Angkt XXX, XXXI dan XXXII                               | 120                                                        | 57                                |
| Uji Kompetensi Pol PP dan PPUPD                                     | 54                                                         | 3                                 |
| Bimtek Program Pengembangan Kompetensi Pimpinan Daerah Bagi Camat   | 60                                                         | 3                                 |
| Workshop Pengembangan Kompetensi Jabatan Pimpinan Tinggi Pratama    | 60                                                         | 2                                 |

Sumber/*Source*: Badan Pengembangan Sumber Daya Manusia Provinsi Lampung/ *Lampung Province Human Resources Development Agency*

## 2.4 KEUANGAN DAERAH GOVERNMENT FINANCE

**Tabel** 2.4.1 **Realisasi Pendapatan Pemerintah Provinsi Lampung Menurut Jenis Pendapatan (ribu rupiah), 2019–2022**  
**Table** 2.4.1 **Actual Provincial Government Revenues of Lampung Province by Kind of Revenues (thousand rupiahs), 2019–2022**

| Jenis Pendapatan/ <i>Kind of Revenues</i>                                                                                                    | 2019          | 2020          |
|----------------------------------------------------------------------------------------------------------------------------------------------|---------------|---------------|
| (1)                                                                                                                                          | (2)           | (3)           |
| <b>1. Pendapatan Asli Daerah (PAD)/<i>Regional Revenue</i></b>                                                                               | 3 018 067 291 | 2 842 286 479 |
| 1.1 Pendapatan Pajak Daerah/ <i>Regional Tax</i>                                                                                             | 2 627 888 230 | 2 386 345 268 |
| 1.2 Pendapatan Retribusi Daerah/ <i>Regional Retribution</i>                                                                                 | 11 069 478    | 17 080 208    |
| 1.3 Pendapatan Hasil Pengelolaan Kekayaan Daerah yang Dipisahkan/ <i>Separated Management of Regional Wealth</i>                             | 27 837 905    | 29 873 631    |
| 1.4 Lain-lain PAD yang Sah/ <i>Other Regional Revenue</i>                                                                                    | 351 271 678   | 408 987 372   |
| <b>2. Pendapatan Transfer/ <i>Transfer Income</i></b>                                                                                        | 2 671 698 671 | 2 508 320 308 |
| <b>Transfer Pemerintah Pusat-Dana Perimbangan/<i>Central Government Transfers-Balance Fund</i></b>                                           | 2 627 195 350 | 2 461 886 210 |
| 2.1 Dana Bagi Hasil Pajak/ <i>Tax Sharing Revenue</i>                                                                                        | 87 416 097    | 123 204 760   |
| 2.2 Bagi Hasil Bukan Pajak/Sumber Daya Alam/ <i>Non-Tax Sharing Revenue/Natural Resources</i>                                                | 51 128 239    | 34 589 203    |
| 2.3 Dana Alokasi Umum/ <i>General Allocation Fund</i>                                                                                        | 1 906 780 297 | 1 732 551 921 |
| 2.4 Dana Alokasi Khusus/ <i>Special Allocation Fund</i>                                                                                      | 581 870 717   | 571 540 326   |
| <b>Transfer Pemerintah Pusat-Lainnya/<i>Central Government Transfers-Others</i></b>                                                          | 26 756 363    | 46 434 098    |
| 2.5 Dana Otonomi Khusus/ <i>Special Autonomy Fund</i>                                                                                        | –             | –             |
| 2.5 Dana Penyesuaian/ <i>Adjustment Fund</i>                                                                                                 | 26 756 363    | 46 434 098    |
| <b>Bantuan Keuangan/ <i>Financial Aid</i></b>                                                                                                | 17 746 958    | –             |
| 2.6 Bantuan Keuangan dari Provinsi atau Pemerintah Daerah Lainnya/ <i>Financial Assistance from Provincial or Other Regional Governments</i> | 17 746 958    | –             |

Lanjutan Tabel/*Continued Table 2.4.1*

| <b>Jenis Pendapatan/Kind of Revenues</b>              | <b>2019</b>          | <b>2020</b>          |
|-------------------------------------------------------|----------------------|----------------------|
| (1)                                                   | (2)                  | (3)                  |
| <b>3. Lain-lain Pendapatan yang Sah/Other Revenue</b> | 1 577 227 476        | 1 668 712 685        |
| 3.1 Pendapatan Hibah/ <i>Grant</i>                    | 11 362 590           | 8 946 877            |
| 3.2 Lainnya/ <i>Others</i>                            | 1 565 864 886        | 1 659 765 808        |
| <b>Jumlah/Total</b>                                   | <b>7 266 993 439</b> | <b>7 019 319 472</b> |

Lanjutan Tabel/*Continued Table 2.4.1*

| Jenis Pendapatan/ <i>Kind of Revenues</i>                                                                                                    | 2021          | 2022 <sup>1</sup> |
|----------------------------------------------------------------------------------------------------------------------------------------------|---------------|-------------------|
| (1)                                                                                                                                          | (2)           | (3)               |
| <b>1. Pendapatan Asli Daerah (PAD)/<i>Regional Revenue</i></b>                                                                               | 3 249 614 882 | 3 678 302 295     |
| 1.1 Pendapatan Pajak Daerah/ <i>Regional Tax</i>                                                                                             | 2 721 138 046 | 3 126 137 866     |
| 1.2 Pendapatan Retribusi Daerah/ <i>Regional Retribution</i>                                                                                 | 14 664 096    | 6 602 045         |
| 1.3 Pendapatan Hasil Pengelolaan Kekayaan Daerah yang Dipisahkan/ <i>Separated Management of Regional Wealth</i>                             | 33 335 928    | 45 568 659        |
| 1.4 Lain-lain PAD yang Sah/ <i>Other Regional Revenue</i>                                                                                    | 480 476 812   | 499 993 705       |
| <b>2. Pendapatan Transfer/ <i>Transfer Income</i></b>                                                                                        | 4 209 156 682 | 3 244 132 309     |
| <b>Transfer Pemerintah Pusat-Dana Perimbangan/<i>Central Government Transfers-Balance Fund</i></b>                                           | 4 184 392 483 | 3 224 336 095     |
| 2.1 Dana Bagi Hasil Pajak/ <i>Tax Sharing Revenue</i>                                                                                        | 183 140 968   | 149 618 154       |
| 2.2 Bagi Hasil Bukan Pajak/Sumber Daya Alam/ <i>Non-Tax Sharing Revenue/Natural Resources</i>                                                | 42 401 391    | 103 819 930       |
| 2.3 Dana Alokasi Umum/ <i>General Allocation Fund</i>                                                                                        | 1 726 296 248 | 1 719 175 461     |
| 2.4 Dana Alokasi Khusus/ <i>Special Allocation Fund</i>                                                                                      | 2 232 553 877 | 1 251 722 552     |
| <b>Transfer Pemerintah Pusat-Lainnya/<i>Central Government Transfers-Others</i></b>                                                          | 17 389 748    | 1 441 174         |
| 2.5 Dana Otonomi Khusus/ <i>Special Autonomy Fund</i>                                                                                        | –             | –                 |
| 2.5 Dana Penyesuaian/ <i>Adjustment Fund</i>                                                                                                 | 17 389 748    | 1 441 174         |
| <b>Bantuan Keuangan/ <i>Financial Aid</i></b>                                                                                                | 7 374 451     | 18 355 039        |
| 2.6 Bantuan Keuangan dari Provinsi atau Pemerintah Daerah Lainnya/ <i>Financial Assistance from Provincial or Other Regional Governments</i> | 7 374 451     | 18 355 039        |

Lanjutan Tabel/*Continued Table 2.4.1*

| Jenis Pendapatan/ <i>Kind of Revenues</i>                    | 2021                 | 2022 <sup>1</sup>    |
|--------------------------------------------------------------|----------------------|----------------------|
| (1)                                                          | (2)                  | (3)                  |
| <b>3. Lain-lain Pendapatan yang Sah/<i>Other Revenue</i></b> | 10 642 817           | 39 714 088           |
| 3.1 Pendapatan Hibah/ <i>Grant</i>                           | 10 565 424           | 39 714 088           |
| 3.2 Lainnya/ <i>Others</i>                                   | 77 393               | –                    |
| <b>Jumlah/<i>Total</i></b>                                   | <b>7 469 414 380</b> | <b>6 962 148 691</b> |

Catatan/*Note*: <sup>1</sup>(*Unaudited*), Data Sementara per 31 Desember 2022/ (*Unaudited*), *Temporary Data as of 31 December 2022*

Sumber/*Source*: Badan Keuangan dan Aset Daerah Provinsi Lampung/ *Regional Financial and Asset Agency of Lampung Province*

**Tabel**  
**Table** 2.4.2

**Realisasi Belanja Pemerintah Provinsi Lampung Menurut Jenis Belanja (ribu rupiah), 2019–2022**  
**Actual Provincial Government Expenditures of Lampung Province by Kind of Expenditures (thousand rupiahs), 2019–2022**

| Jenis Pendapatan<br>Kind of Revenues                                                       | 2019                 | 2020                   |
|--------------------------------------------------------------------------------------------|----------------------|------------------------|
| (1)                                                                                        | (2)                  | (3)                    |
| <b>1. Belanja Operasi/Operation Expenditure</b>                                            | <b>4 569 600 348</b> | <b>4 864 108 843</b>   |
| 1.1 Belanja Pegawai/ <i>Employee Expenditure</i>                                           | 1 927 672 778        | 1 971 312 365          |
| 1.2 Belanja Barang dan Jasa/ <i>Goods and Services Expenditure</i>                         | 1 277 194 649        | 1 423 341 867          |
| 1.3 Belanja Bunga/ <i>Interest Expenditure</i>                                             | 33 382 304           | 31 583 616             |
| 1.4 Belanja Subsidi/ <i>Subsidy Expenditure</i>                                            | 926 015              | –                      |
| 1.5 Belanja Hibah/ <i>Grant Expenditure</i>                                                | 1 329 394 601        | 1 437 518 594          |
| 1.6 Belanja Bantuan Sosial/ <i>Social Aid Expenditures</i>                                 | 1 030 000            | 352 400                |
| <b>2. Belanja Modal/Capita Expenditures</b>                                                | <b>1 014 037 524</b> | <b>752 528 210</b>     |
| 2.1 Belanja Tanah/ <i>Land Expenditure</i>                                                 | –                    | 8 785 014              |
| 2.2 Belanja Peralatan dan Mesin/ <i>Equipment and Machinery Expenditure</i>                | 166 619 329          | 254 349 004            |
| 2.3 Belanja Gedung dan Bangunan/ <i>Buildings Expenditure</i>                              | 302 998 947          | 182 406 598            |
| 2.4 Belanja Jalan, Irigasi dan Jaringan/ <i>Roads, Irrigation and Networks Expenditure</i> | 499 805 986          | 280 131 996            |
| 2.5 Belanja Aset Tetap Lainnya/ <i>Other Fixed Assets Expenditure</i>                      | 44 613 262           | 26 855 599             |
| 2.6 Belanja Aset Lainnya/ <i>Other Asset Expenditure</i>                                   | –                    | –                      |
| <b>3. Belanja Tak Terduga/Unexpected Expenditures</b>                                      | <b>–</b>             | <b>119 312 701 296</b> |
| 3.1 Belanja Tak Terduga/ <i>Unexpected Expenditures</i>                                    | –                    | 119 312 701 296        |



Lanjutan Tabel/*Continued Table 2.4.2*

| Jenis Pendapatan<br><i>Kind of Revenues</i>                                                                                   | 2019                 | 2020                 |
|-------------------------------------------------------------------------------------------------------------------------------|----------------------|----------------------|
| (1)                                                                                                                           | (4)                  | (5)                  |
| <b>4. Transfer/Transfers</b>                                                                                                  | <b>1 475 076 017</b> | <b>1 231 408 694</b> |
| 4.1 Transfer Bagi Hasil ke Kabupaten/Kota/ <i>Sharing<br/>Transfer to Regency/Municipality</i>                                | 1 459 179 744        | 1 231 408 694        |
| 4.2 Transfer Bantuan Keuangan kepada Kabupaten/<br>Kota/ <i>Transfer of Financial Assistance to Regency/<br/>Municipality</i> | 15 896 273           | –                    |
| <b>Jumlah/Total</b>                                                                                                           | <b>7 058 713 889</b> | <b>6 967 358 448</b> |

Lanjutan Tabel/*Continued Table 2.4.2*

| Jenis Pendapatan<br><i>Kind of Revenues</i>                                                | 2021                 | 2022 <sup>1</sup>        |
|--------------------------------------------------------------------------------------------|----------------------|--------------------------|
| (1)                                                                                        | (2)                  | (3)                      |
| <b>1. Belanja Operasi/<i>Operation Expenditure</i></b>                                     | <b>5 151 530 152</b> | <b>4 532 911 458 287</b> |
| 1.1 Belanja Pegawai/ <i>Employee Expenditure</i>                                           | 1 934 763 319        | 1 970 940 687            |
| 1.2 Belanja Barang dan Jasa/ <i>Goods and Services Expenditure</i>                         | 1 506 787 662        | 1 816 423 483            |
| 1.3 Belanja Bunga/ <i>Interest Expenditure</i>                                             | 22 161 586           | 12 829 046               |
| 1.4 Belanja Subsidi/ <i>Subsidy Expenditure</i>                                            | –                    | –                        |
| 1.5 Belanja Hibah/ <i>Grant Expenditure</i>                                                | 1 682 887 390        | 712 329 198              |
| 1.6 Belanja Bantuan Sosial/ <i>Social Aid Expenditures</i>                                 | 4 930 195            | 20 389 045               |
| <b>2. Belanja Modal/<i>Capita Expenditures</i></b>                                         | <b>849 692 115</b>   | <b>1 025 325 884</b>     |
| 2.1 Belanja Tanah/ <i>Land Expenditure</i>                                                 | 127 715              | –                        |
| 2.2 Belanja Peralatan dan Mesin/ <i>Equipment and Machinery Expenditure</i>                | 185 593 022          | 235 643 544              |
| 2.3 Belanja Gedung dan Bangunan/ <i>Buildings Expenditure</i>                              | 240 978 511          | 284 535 435              |
| 2.4 Belanja Jalan, Irigasi dan Jaringan/ <i>Roads, Irrigation and Networks Expenditure</i> | 390 107 374          | 481 854 158              |
| 2.5 Belanja Aset Tetap Lainnya/ <i>Other Fixed Assets Expenditure</i>                      | 32 846 818           | 23 292 747               |
| 2.6 Belanja Aset Lainnya/ <i>Other Asset Expenditure</i>                                   | 38 675               | –                        |
| <b>3. Belanja Tak Terduga/<i>Unexpected Expenditures</i></b>                               | <b>126 400</b>       | <b>223 500</b>           |
| 3.1 Belanja Tak Terduga/ <i>Unexpected Expenditures</i>                                    | 126 400              | 223 500                  |

Lanjutan Tabel/*Continued Table 2.4.2*

| Jenis Pendapatan<br><i>Kind of Revenues</i>                                                                            | 2021                 | 2022 <sup>1</sup>    |
|------------------------------------------------------------------------------------------------------------------------|----------------------|----------------------|
| (1)                                                                                                                    | (4)                  | (5)                  |
| <b>4. Transfer/Transfers</b>                                                                                           | <b>1 096 585 547</b> | <b>1 353 114 947</b> |
| 4.1 Transfer Bagi Hasil ke Kabupaten/Kota/ <i>Sharing Transfer to Regency/Municipality</i>                             | 1 096 585 547        | 1 353 014 947        |
| 4.2 Transfer Bantuan Keuangan kepada Kabupaten/ Kota/ <i>Transfer of Financial Assistance to Regency/ Municipality</i> | –                    | 100 000              |
| <b>Jumlah/Total</b>                                                                                                    | <b>7 097 934 213</b> | <b>6 911 575 790</b> |

Catatan/Note: <sup>1</sup>(Unaudited), Data Sementara per 31 Desember 2022/ (Unaudited), Temporary Data as of 31 December 2022

Sumber/Source: Badan Keuangan dan Aset Daerah Provinsi Lampung/ *Regional Financial and Asset Agency of Lampung Province*

**Tabel**  
**Table** 2.4.3

**Realisasi Pendapatan dan Belanja Pemerintah Daerah  
Kabupaten/Kota (ribu rupiah) di Provinsi Lampung, 2021  
dan 2022**  
*Actual Revenues and Expenditures of Regency/Municipality  
Government in Lampung Province (thousand rupiahs), 2021  
and 2022*

| Kabupaten/Kota<br>Regency/Municipality | 2021                   |                         |
|----------------------------------------|------------------------|-------------------------|
|                                        | Pendapatan<br>Revenues | Belanja<br>Expenditures |
| (1)                                    | (2)                    | (3)                     |
| Lampung Barat                          | 1 007 143 619          | 1 025 317 696           |
| Tanggamus                              | 1 652 125 879          | 1 658 185 016           |
| Lampung Selatan                        | 2 076 591 334          | 2 167 992 801           |
| Lampung Timur                          | 2 098 247 313          | 2 194 372 035           |
| Lampung Tengah                         | 2 485 893 333          | 2 546 800 515           |
| Lampung Utara                          | 1 601 821 683          | 1 623 076 062           |
| Way Kanan                              | 1 297 840 347          | 1 224 586 167           |
| Tulang Bawang                          | 1 180 262 396          | 1 181 499 024           |
| Pesawaran                              | 1 275 131 351          | 1 275 887 435           |
| Pringsewu                              | 1 257 703 240          | 1 266 958 117           |
| Mesuji                                 | 847 828 696            | 873 342 766             |
| Tulang Bawang Barat                    | 879 766 153            | 936 932 958             |
| Pesisir Barat                          | 791 417 206            | 815 809 495             |
| Bandar Lampung                         | 2 127 749 572          | 2 018 391 120           |
| Metro                                  | 938 645 387            | 928 078 024             |
| <b>Lampung</b>                         | <b>21 518 167 508</b>  | <b>21 737 229 232</b>   |

Lanjutan Tabel/Continued Table 2.4.3

| Kabupaten/Kota<br>Regency/Municipality | 2022 <sup>1</sup>      |                         |
|----------------------------------------|------------------------|-------------------------|
|                                        | Pendapatan<br>Revenues | Belanja<br>Expenditures |
| (1)                                    | (4)                    | (5)                     |
| Lampung Barat                          | 1 024 333 365          | 1 081 165 210           |
| Tanggamus                              | 1 559 794 263          | 1 637 386 402           |
| Lampung Selatan                        | 2 073 894 163          | 2 223 687 676           |
| Lampung Timur                          | 1 984 037 941          | 1 977 042 955           |
| Lampung Tengah                         | 2 468 419 111          | 2 526 127 838           |
| Lampung Utara                          | 1 479 624 557          | 1 595 308 756           |
| Way Kanan                              | 1 315 592 817          | 1 301 576 113           |
| Tulang Bawang                          | 1 155 068 712          | 1 112 087 917           |
| Pesawaran                              | 1 128 420 704          | 1 002 292 198           |
| Pringsewu                              | 1 149 760 383          | 1 084 862 615           |
| Mesuji                                 | 836 506 900            | 830 184 363             |
| Tulang Bawang Barat                    | 865 620 294            | 828 998 762             |
| Pesisir Barat                          | 784 451 439            | 769 298 134             |
| Bandar Lampung                         | 2 059 190 026          | 2 084 314 974           |
| Metro                                  | 897 478 476            | 919 251 213             |
| <b>Lampung</b>                         | <b>20 782 193 151</b>  | <b>20 973 585 126</b>   |

Catatan/Note: <sup>1</sup>(Unaudited), Data Sementara per 31 Desember 2022/ (Unaudited), Temporary Data as of 31 December 2022

Sumber/Source: Badan Keuangan dan Aset Daerah Provinsi Lampung/ Regional Financial and Asset Agency of Lampung Province

**Tabel**  
**Table** 2.4.4

**Rencana Penerimaan PBB per sektor Menurut Kabupaten/  
Kota (rupiah) di Provinsi Lampung, 2022**  
*Property Tax Acceptance Plan by Sector By Regency/  
Municipality (rupiahs) in Lampung Province, 2022*

| Kabupaten/Kota<br>Regency/<br>Municipality | Perkebunan<br>Plantation | Perhutanan<br>Forestry | Pertambangan<br>Mineral<br>Mining | Pertambangan<br>Migas<br>Oil and Gas<br>Mining | Pertambangan<br>Panas Bumi<br>Mining<br>Geothermal |
|--------------------------------------------|--------------------------|------------------------|-----------------------------------|------------------------------------------------|----------------------------------------------------|
| (1)                                        | (2)                      | (3)                    | (4)                               | (5)                                            | (6)                                                |
| Lampung Barat                              | –                        | –                      | –                                 | –                                              | 17 534 000                                         |
| Tanggamus                                  | 744 881 000              | –                      | 4 019 126 000                     | –                                              | 41 248 003 000                                     |
| Lampung Selatan                            | 11 530 348 000           | –                      | 846 216 000                       | –                                              | 75 619 000                                         |
| Lampung Timur                              | 1 544 470 000            | –                      | –                                 | –                                              | –                                                  |
| Lampung Tengah                             | 31 856 237 000           | –                      | 103 686 000                       | 120 136 000                                    | –                                                  |
| Lampung Utara                              | 6 549 838 000            | –                      | 92 643 000                        | 25 388 000                                     | –                                                  |
| Way Kanan                                  | 8 284 718 000            | 6 558 019 000          | 79 781 000                        | –                                              | –                                                  |
| Tulang Bawang                              | 14 459 067 000           | –                      | 52 686 000                        | –                                              | –                                                  |
| Pesawaran                                  | 3 887 404 000            | –                      | 136 415 000                       | –                                              | 136 415 000                                        |
| Pringsewu                                  | –                        | –                      | 48 569 000                        | –                                              | –                                                  |
| Mesuji                                     | 15 404 568 000           | 3 140 539 000          | 31 225 000                        | –                                              | –                                                  |
| Tulang Bawang Barat                        | 3 386 745 000            | –                      | –                                 | –                                              | –                                                  |
| Pesisir Barat                              | 598 855 000              | –                      | 44 911 000                        | –                                              | –                                                  |
| Bandar Lampung                             | –                        | –                      | –                                 | –                                              | –                                                  |
| Metro                                      | –                        | –                      | –                                 | –                                              | –                                                  |
| <b>Lampung</b>                             | <b>98 247 131 000</b>    | <b>9 698 558 000</b>   | <b>5 455 258 000</b>              | <b>145 524 000</b>                             | <b>41 487 501 000</b>                              |

Sumber/Source: Kantor Wilayah Direktorat Jenderal Pajak Bengkulu dan Lampung/ *Regional Offices of The Directorate General of Taxes of Bengkulu dan Lampung*

**Tabel**  
**Table 2.4.5****Realisasi Penerimaan PBB per sektor Menurut Kabupaten/  
Kota (rupiah) di Provinsi Lampung, 2022**  
**Property Tax Revenues Plan by Sector By Regency/  
Municipality (rupiahs) in Lampung Province, 2022**

| Kabupaten/Kota<br>Regency/<br>Municipality | Perkebunan<br>Plantation | Perhutanan<br>Forestry | Pertambangan<br>Mineral<br>Mining | Pertambangan<br>Migas<br>Oil and Gas<br>Mining | Pertambangan<br>Panas Bumi<br>Mining<br>Geothermal |
|--------------------------------------------|--------------------------|------------------------|-----------------------------------|------------------------------------------------|----------------------------------------------------|
| (1)                                        | (2)                      | (3)                    | (4)                               | (5)                                            | (6)                                                |
| Lampung Barat                              | –                        | –                      | –                                 | –                                              | –                                                  |
| Tanggamus                                  | 2 530 030 626            | –                      | 1 249 245 806                     | –                                              | 40 087 950 681                                     |
| Lampung Selatan                            | 12 196 583 637           | –                      | 2 212 411 211                     | –                                              | 38 348 278                                         |
| Lampung Timur                              | 34 150 520               | –                      | 2 204 040                         | –                                              | –                                                  |
| Lampung Tengah                             | 27 73 854 103            | –                      | 335 118 079                       | –                                              | –                                                  |
| Lampung Utara                              | 5 377 328 639            | –                      | 109 054 702                       | –                                              | –                                                  |
| Way Kanan                                  | 10 061 514 731           | 3 832 670 808          | 65 495 466                        | –                                              | –                                                  |
| Tulang Bawang                              | 18 216 440 193           | –                      | 83 864 179                        | –                                              | –                                                  |
| Pesawaran                                  | 2 585 385 654            | –                      | 352 245 388                       | –                                              | –                                                  |
| Pringsewu                                  | –                        | –                      | 140 946 223                       | –                                              | –                                                  |
| Mesuji                                     | 13 956 168 082           | –                      | 79 422 927                        | –                                              | –                                                  |
| Tulang Bawang Barat                        | 1 737 638 592            | –                      | –                                 | –                                              | –                                                  |
| Pesisir Barat                              | 624 652 333              | –                      | –                                 | –                                              | –                                                  |
| Bandar Lampung                             | –                        | –                      | –                                 | –                                              | –                                                  |
| Metro                                      | –                        | –                      | –                                 | –                                              | –                                                  |
| <b>Lampung</b>                             | <b>95 052 747 110</b>    | <b>3 832 670 808</b>   | <b>4 770 075 136</b>              | <b>–</b>                                       | <b>40 126 298 959</b>                              |

Sumber/Source: Kantor Wilayah Direktorat Jenderal Pajak Bengkulu dan Lampung/ Regional Offices of The Directorate General of Taxes of Bengkulu and Lampung

**Tabel**  
**Table** 2.4.6

**Target dan Realisasi Penerimaan Pajak Bumi dan Bangunan (rupiah) di Provinsi Lampung, 2022**  
**Target and Realization of Land and Building Taxes (rupiahs) in Lampung Province, 2022**

| Kabupaten/Kota<br><i>Regency/Municipality</i> | Pajak Bumi Bangunan<br><i>Land and Building</i> |                                 | Persentase<br>Realisasi<br><i>Percentage of<br/>Realization</i> |
|-----------------------------------------------|-------------------------------------------------|---------------------------------|-----------------------------------------------------------------|
|                                               | Rencana Penerimaan<br><i>Revenue Target</i>     | Realisasi<br><i>Realization</i> |                                                                 |
| (1)                                           | (2)                                             | (3)                             | (4)                                                             |
| Lampung Barat                                 | 17 534 000                                      | –                               | 0,00                                                            |
| Tanggamus                                     | 46 012 010 000                                  | 43 867 227 113                  | 95,34                                                           |
| Lampung Selatan                               | 12 452 183 000                                  | 14 447 343 126                  | 116,02                                                          |
| Lampung Timur                                 | 1 544 470 000                                   | 36 354 560                      | 2,35                                                            |
| Lampung Tengah                                | 32 080 059 000                                  | 28 067 972 182                  | 87,49                                                           |
| Lampung Utara                                 | 6 667 869 000                                   | 5 486 383 341                   | 82,28                                                           |
| Way Kanan                                     | 14 922 518 000                                  | 13 959 681 005                  | 93,55                                                           |
| Tulang Bawang                                 | 14 511 753 000                                  | 18 300 304 372                  | 126,11                                                          |
| Pesawaran                                     | 4 170 164 000                                   | 2 937 631 042                   | 70,44                                                           |
| Pringsewu                                     | 48 569 000                                      | 140 946 223                     | 290,20                                                          |
| Mesuji                                        | 18 576 332 000                                  | 14 035 591 009                  | 75,56                                                           |
| Tulang Bawang Barat                           | 3 386 745 000                                   | 1 737 638 592                   | 51,31                                                           |
| Pesisir Barat                                 | 643 766 000                                     | 764 719 448                     | 118,79                                                          |
| Bandar Lampung                                | –                                               | –                               | –                                                               |
| Metro                                         | –                                               | –                               | –                                                               |
| <b>Lampung</b>                                | <b>155 033 972 000</b>                          | <b>143 781 792 013</b>          | <b>92,74</b>                                                    |

Sumber/Source: Kantor Wilayah Direktorat Jenderal Pajak Bengkulu dan Lampung/ *Regional Offices of The Directorate General of Taxes of Bengkulu and Lampung*



**Tabel**  
**Table 2.4.7****Target dan Realisasi Penerimaan Asli Daerah Provinsi Lampung (rupiah), 2022**  
**Lampung Province Regional Income Target and Realization (rupiahs), 2022**

| Jenis Penerimaan<br><i>Type of Receipt</i>                                                                                                                                                        | Target<br><i>Target</i>  | Realisasi<br><i>Realization</i> | Persentase Realisasi<br><i>Percentage of Realization</i> |
|---------------------------------------------------------------------------------------------------------------------------------------------------------------------------------------------------|--------------------------|---------------------------------|----------------------------------------------------------|
| (1)                                                                                                                                                                                               | (2)                      | (3)                             | (4)                                                      |
| <b>Pos Pajak Daerah/Regional Tax</b>                                                                                                                                                              | <b>2 805 998 551 971</b> | <b>3 126 137 885 658</b>        | <b>111,41</b>                                            |
| Pajak Kendaraan Bermotor/ <i>Vehicle tax</i>                                                                                                                                                      | 905 000 000 000          | 929 496 725 114                 | 102,71                                                   |
| Bea Balik Nama Kendaraan Bermotor (BBN-KB)/ <i>Motorized Vehicle Transfer Fee</i>                                                                                                                 | 630 800 000 000          | 695 050 619 345                 | 110,19                                                   |
| Pajak Bahan Bakar Kendaraan Bermotor (PBB-KB)/ <i>Motor Vehicle Fuel Tax</i>                                                                                                                      | 648 000 000 000          | 807 308 496 503                 | 124,58                                                   |
| Pajak Air Permukaan / <i>Ground Water Tax</i>                                                                                                                                                     | 5 400 000 000            | 7 120 012 166                   | 131,85                                                   |
| Pajak Rokok/ <i>Cigarette Tax</i>                                                                                                                                                                 | 616 798 551 971          | 687 162 032 530                 | 111,41                                                   |
| <b>Pos Lain-Lain Pendapatan/ Other Income</b>                                                                                                                                                     | <b>46 150 549 086</b>    | <b>39 714 087 723</b>           | <b>86,05</b>                                             |
| Sumbangan Pihak Ketiga (SP3D)/ <i>Third Party Contribution</i>                                                                                                                                    | 10 090 579 735           | 6 876 993 791                   | 68,15                                                    |
| <b>Pos Bagi Hasil Bukan Pajak/ Non Taxes</b>                                                                                                                                                      | <b>49 717 544 000</b>    | <b>77 808 199 928</b>           | <b>156,50</b>                                            |
| Penerimaan dari Migas/ Dana Bagi Hasil Sumber Daya Alam (SDA) Minyak Bumi<br><i>Revenue from Oil and Gas/ Production Sharing Fund Natural Resources (SDA) Petroleum</i>                           | 44 889 736 000           | 71 374 400 688                  | 159,00                                                   |
| Bagi Hasil Iuran Tetap/Dana Bagi Hasil Sumber Daya Alam Mineral dan Batu Bara Landrent<br><i>Profit Sharing of Fixed Fees/Revenue Sharing Fund of Natural Resources Mineral and Coal Landrent</i> | 336 121 000              | 533 490 818                     | 158,72                                                   |

Lanjutan Tabel/*Continued Table 2.4.10*

| <b>Jenis Penerimaan</b><br><i>Type of Receipt</i>                                                                                                                                                                                   | <b>Target</b><br><i>Target</i> | <b>Realisasi</b><br><i>Realization</i> | <b>Persentase Realisasi</b><br><i>Percentage of Realization</i> |
|-------------------------------------------------------------------------------------------------------------------------------------------------------------------------------------------------------------------------------------|--------------------------------|----------------------------------------|-----------------------------------------------------------------|
| (1)                                                                                                                                                                                                                                 | (2)                            | (3)                                    | (4)                                                             |
| Bagi Hasil Eksplorasi dan Iuran/<br>Dana Bagi Hasil Sumber Daya Alam<br>Mineral dan Batu Bara Royalti/<br><i>Exploration Profit Sharing and Fees/<br/>Production Sharing Funds Natural<br/>Resources Mineral and Coal Royalties</i> | 4 491 687 000                  | 5 900 308 422                          | 131,36                                                          |
| <b>Jumlah/Total</b>                                                                                                                                                                                                                 | <b>2 901 866 645 057</b>       | <b>3 243 660 173 309</b>               | <b>11,78</b>                                                    |

Sumber/Source: Badan Pendapatan Daerah Provinsi Lampung/*Regional Income Service of Lampung Province*

**Tabel**  
**Table 2.4.8****Penerimaan Asli Daerah Provinsi Lampung menurut Sumber Dana (rupiah), 2022**  
**Lampung Province Regional Income by Source of Budget (rupiahs), 2022**

| Bulan/Month          | Sumber Dana<br>Fund Sources    |                                          |                                                         |                                                |
|----------------------|--------------------------------|------------------------------------------|---------------------------------------------------------|------------------------------------------------|
|                      | Pajak Daerah<br>Regional Taxes | Retribusi Daerah<br>Regional Retribution | Hasil Pengelolaan Kekayaan<br>Wealth Management Results | Lain-Lain PAD yang Sah<br>Other PAD legitimate |
| (1)                  | (2)                            | (3)                                      | (4)                                                     | (5)                                            |
| Januari/January      | 199 045 474 858                | 404 849 976                              | –                                                       | 30 534 997 249,43                              |
| Februari/February    | 169 104 937 305                | 196 623 272                              | –                                                       | 30 005 126 388,61                              |
| Maret/March          | 208 667 463 726                | 401 488 300                              | –                                                       | 29 853 046 666,44                              |
| April/April          | 453 678 352 770                | 321 227 333                              | 45 488 546 039,74                                       | 30 040 757 912,24                              |
| Mei/May              | 177 219 783 164                | 212 769 900                              | 80 112 755,00                                           | 30 116 935 579,87                              |
| Juni/June            | 194 043 963 253                | 442 520 365                              | –                                                       | 36 956 044 797,03                              |
| Juli/July            | 386 357 057 836                | 498 549 248                              | –                                                       | 33 428 939 842,58                              |
| Agustus/August       | 210 928 636 414                | 523 086 820                              | –                                                       | 36 513 995 541,05                              |
| September/September  | 217 877 107 965                | 816 940 314                              | –                                                       | 58 885 489 111,43                              |
| Oktober/October      | 221 010 024 008                | 571 448 631                              | –                                                       | 45 257 526 508,83                              |
| November/November    | 326 685 887 773                | 607 810 120                              | –                                                       | 103 873 885 146,49                             |
| Desember/December    | 361 519 196 586                | 1 604 730 875                            | –                                                       | 49 055 113 999,00                              |
| <b>Jumlah/ Total</b> | <b>3 126 137 885 658</b>       | <b>6 602 045 154</b>                     | <b>45 568 658 794,74</b>                                | <b>514 521 858 743,00</b>                      |

Sumber/Source: Badan Pendapatan Daerah Provinsi Lampung/Regional Income Service of Lampung Province

**Tabel**  
**Table** 2.4.9

**Target dan Realisasi Penerimaan Asli Daerah Provinsi Lampung menurut Jenis Penerimaan (rupiah), 2022**  
**Target and Realization of Regional Original Income of Lampung Province by Type of Income (rupiahs), 2022**

| <b>Jenis Penerimaan</b><br><i>Type of Receipt</i>                                                         | <b>Target</b><br><i>Target</i> | <b>Realisasi</b><br><i>Realization</i> | <b>Persentase Realisasi</b><br><i>Percentage of Realization</i> |
|-----------------------------------------------------------------------------------------------------------|--------------------------------|----------------------------------------|-----------------------------------------------------------------|
| (1)                                                                                                       | (2)                            | (3)                                    | (4)                                                             |
| Pajak Daerah/ <i>Regional Taxes</i>                                                                       | 2 805 998 551 971,00           | 3 126 137 885 658,00                   | 111,41                                                          |
| Retribusi Daerah/ <i>Regional Retribution</i>                                                             | 8 445 790 038,00               | 6 602 045 154,00                       | 78,17                                                           |
| Hasil Pengelolaan Kekayaan Daerah yang Dipisahkan/ <i>Results of Separated Regional Wealth Management</i> | 307 388 042 356,74             | 45 568 658 794,74                      | 14,82                                                           |
| Penerimaan Lain-lain/ <i>Other Income</i>                                                                 | 662 818 461 519,00             | 514 521 858 742,97                     | 77,63                                                           |
| <b>Jumlah/Total</b>                                                                                       | <b>3 784 650 845 884,74</b>    | <b>3 692 830 448 349,71</b>            | <b>57,73</b>                                                    |

Sumber/Source: Badan Pendapatan Daerah Provinsi Lampung/*Regional Income Service of Lampung Province*

**Tabel**  
**Table 2.4.10****Realisasi Pos Pajak Daerah Provinsi Lampung menurut Sumber Dana (rupiah), 2022**  
**Realization of Regional Tax Post of Lampung Province by Source of Budget (rupiahs), 2022**

| Bulan/Month          | Pajak Kendaraan Bermotor<br>Motor Vehicle Taxes | Bea Balik Nama<br>Kendaraan Bermotor<br>Registration Fee of Motor Vehicle<br>Ownership |
|----------------------|-------------------------------------------------|----------------------------------------------------------------------------------------|
| (1)                  | (2)                                             | (3)                                                                                    |
| Januari/January      | 71 567 060 007                                  | 61 356 782 100                                                                         |
| Februari/February    | 58 185 647 311                                  | 47 085 869 000                                                                         |
| Maret/March          | 80 376 352 914                                  | 70 284 206 500                                                                         |
| April/April          | 71 103 869 374                                  | 56 792 580 150                                                                         |
| Mei/May              | 64 674 690 586                                  | 50 718 178 500                                                                         |
| Juni/June            | 77 204 858 952                                  | 54 178 858 500                                                                         |
| Juli/July            | 76 458 955 230                                  | 50 052 020 000                                                                         |
| Agustus/August       | 87 376 755 495                                  | 53 651 707 500                                                                         |
| September/September  | 87 992 546 105                                  | 61 220 233 500                                                                         |
| Oktober/October      | 85 495 786 279                                  | 59 577 967 695                                                                         |
| November/November    | 83 535 811 964                                  | 65 042 557 400                                                                         |
| Desember/December    | 85 524 390 897                                  | 65 059 658 500                                                                         |
| <b>Jumlah/ Total</b> | <b>929 496 725 114</b>                          | <b>695 020 619 345</b>                                                                 |

Sumber/Source: Badan Pendapatan Daerah Provinsi Lampung/Regional Income Service of Lampung Province

Lanjutan Tabel/*Continued Table 2.4.10*

| Bulan/ <i>Month</i>         | Pajak Bahan Bakar<br>Kendaraan Bermotor<br><i>Vehicles Petroleum Taxes</i> | Pajak Pengambilan<br>Pemanfaatan Air<br>Permukaan<br><i>Surface Water Tax</i> | Pajak Rokok<br><i>Cigarette Tax</i> |
|-----------------------------|----------------------------------------------------------------------------|-------------------------------------------------------------------------------|-------------------------------------|
| (1)                         | (4)                                                                        | (5)                                                                           |                                     |
| Januari/ <i>January</i>     | 65 716 648 477                                                             | 404 984 274                                                                   | ...                                 |
| Februari/ <i>February</i>   | 63 472 488 931                                                             | 360 932 063                                                                   | ...                                 |
| Maret/ <i>March</i>         | 56 946 181 587                                                             | 1 060 722 725                                                                 | ...                                 |
| April/ <i>April</i>         | 67 141 879 151                                                             | 635 891 437                                                                   | ...                                 |
| Mei/ <i>May</i>             | 61 267 017 481                                                             | 559 896 597                                                                   | ...                                 |
| Juni/ <i>June</i>           | 62 027 818 211                                                             | 632 427 390                                                                   | ...                                 |
| Juli/ <i>July</i>           | 60 157 633 593                                                             | 555 934 929                                                                   | ...                                 |
| Agustus/ <i>August</i>      | 69 588 294 049                                                             | 311 879 370                                                                   | ...                                 |
| September/ <i>September</i> | 67 979 452 679                                                             | 684 875 681                                                                   | ...                                 |
| Oktober/ <i>October</i>     | 75 591 242 874                                                             | 345 027 160                                                                   | ...                                 |
| November/ <i>November</i>   | 74 202 174 853                                                             | 811 734 091                                                                   | ...                                 |
| Desember/ <i>December</i>   | 83 217 464 617                                                             | 755 706 239                                                                   | ...                                 |
| <b>Jumlah/ Total</b>        | <b>807 308 296 503</b>                                                     | <b>7 120 012 156</b>                                                          | <b>687 162 032 530</b>              |

Sumber/*Source*: Badan Pendapatan Daerah Provinsi Lampung/*Regional Income Service of Lampung Province*

**Tabel 2.4.11** Target dan Realisasi Pos Pajak Provinsi Lampung menurut Jenis Penerimaan (ribu rupiah), 2022  
**Target and Realization of Regional Tax Post by Type of Income in Lampung Province (thousand rupiahs), 2022**

| Jenis Penerimaan<br><i>Type of Receipt</i>                                               | Pos Pajak Daerah<br><i>Regional Taxes</i> |                                 |                                                          |
|------------------------------------------------------------------------------------------|-------------------------------------------|---------------------------------|----------------------------------------------------------|
|                                                                                          | Target<br><i>Target</i>                   | Realisasi<br><i>Realization</i> | Persentase Realisasi<br><i>Percentage of Realization</i> |
| (1)                                                                                      | (2)                                       | (3)                             | (4)                                                      |
| Pajak Kendaraan Bermotor/<br><i>Motor Vehicle Taxes</i>                                  | 905 000 000                               | 929 496 725                     | 102,71                                                   |
| Bea Balik Nama Kendaraan Bermotor/<br><i>Registration Fee of Motor Vehicle Ownership</i> | 630 800 000                               | 695 050 619                     | 110,19                                                   |
| Pajak Bahan Bakar Kendaraan Bermotor/<br><i>Vehicles Petroleum Taxes</i>                 | 648 000 000                               | 807 308 496                     | 124,58                                                   |
| Pajak Pengambilan Pemanfaatan Air Permukaan/<br><i>Surface Water Tax</i>                 | 5 400 000                                 | 7 120 012                       | 131,85                                                   |
| Pajak Rokok/<br><i>Cigarettes Taxes</i>                                                  | 616 789 552                               | 687 162 032                     | 111,41                                                   |
| <b>Jumlah/Total</b>                                                                      | <b>2 805 998 552</b>                      | <b>3 126 137 885</b>            | <b>111,41</b>                                            |

Sumber/Source: Badan Pendapatan Daerah Provinsi Lampung/*Regional Income Service of Lampung Province*

**Tabel**  
**Table** 2.4.12

**Realisasi Proyek dan Investasi Penanaman Modal menurut Lapangan Usaha di Provinsi Lampung, 2022**  
**Realization of Project and Investment by Industrial Origin in Lampung Province, 2022**

| Lapangan Usaha<br><i>Industrial Origin</i>                                                             | Penanaman Modal Dalam Negeri<br><i>Domestic Investment</i> |                                              | Penanaman Modal Asing<br><i>Foreign Investment</i> |                                              |
|--------------------------------------------------------------------------------------------------------|------------------------------------------------------------|----------------------------------------------|----------------------------------------------------|----------------------------------------------|
|                                                                                                        | Jumlah Proyek<br><i>Number of Projects</i>                 | Investasi (Juta)<br><i>Capital (Million)</i> | Jumlah Proyek<br><i>Number of Projects</i>         | Investasi (Juta)<br><i>Capital (Million)</i> |
| (1)                                                                                                    | (2)                                                        | (3)                                          | (4)                                                | (5)                                          |
| 1. Pertanian / <i>Agricultural</i>                                                                     |                                                            |                                              |                                                    |                                              |
| a. Tanaman Pangan / <i>Farm Food Crops</i> , Perkebunan/ <i>Estates</i> , Peternakan/ <i>Livestock</i> | 156                                                        | 287 053,20                                   | 40                                                 | 170 552,82                                   |
| b. Perikanan / <i>Fishery</i>                                                                          | 22                                                         | 10 313,50                                    | 20                                                 | 6 978,41                                     |
| c. Kehutanan / <i>Forestry</i>                                                                         | 2                                                          | –                                            | –                                                  | –                                            |
| 2. Pertambangan dan Penggalian/<br><i>Mining &amp; Quarrying</i>                                       | 43                                                         | 162 105,90                                   | 3                                                  | 13 755,92                                    |
| 3. Industri Pengolahan / <i>Manufacturing</i>                                                          | 97                                                         | 422 234                                      | 48                                                 | 93 411,38                                    |
| 4. Industri Makanan/ <i>Food Industry</i>                                                              | 245                                                        | 1 592 406,50                                 | 132                                                | 1 934 485,53                                 |
| 5. Listrik, Gas dan Air Bersih/ <i>Electricity, Gas &amp; Water Supply</i>                             | 39                                                         | 301 384,00                                   | 16                                                 | 114 683,88                                   |
| 6. Kontruksi / <i>Bangunan/ Construction</i>                                                           | 204                                                        | 470 533,70                                   | –                                                  | –                                            |
| 7. Perdagangan, hotel dan restoran/<br><i>Trade, Hotel &amp; Restaurant</i>                            | 1 086                                                      | 1 347 103,10                                 | 105                                                | 63 702,59                                    |
| 8. Pengangkutan dan Telekomunikasi/<br><i>Transport &amp; Communication</i>                            | 84                                                         | 470 136,20                                   | 21                                                 | 723 290,99                                   |
| 9. Keuangan, Persewaan dan Jasa /<br><i>Financial, Ownership &amp; Business Services</i>               | –                                                          | –                                            | –                                                  | –                                            |
| 10. Lainnya/ <i>Others</i>                                                                             | 185                                                        | 745 960,30                                   | 50                                                 | 435 445,62                                   |
| 11. Jasa-jasa / <i>Services</i>                                                                        | –                                                          | –                                            | –                                                  | –                                            |
| <b>Jumlah/Total</b>                                                                                    | <b>2 163</b>                                               | <b>5 809 230,80</b>                          | <b>435</b>                                         | <b>3 556 307,15</b>                          |

Sumber/Source: Dinas Penanaman Modal dan Pelayanan Terpadu Satu Pintu Provinsi Lampung/ *One-Stop Integrated Service and Investment of Lampung Province*



**Tabel**  
**Table** 2.4.13

**Proyek-Proyek Penanaman Modal Dalam Negeri yang  
Telah Disetujui Pemerintah Daerah menurut Sektor di  
Provinsi Lampung, 2020–2022**  
*Realization of Project and Investment by Industrial Origin in  
Lampung Province, 2020–2022*

| Lapangan Usaha<br>Industrial Origin                                                   | 2020                                      |                                            | 2021                                      |                                            | 2022                                      |                                            |
|---------------------------------------------------------------------------------------|-------------------------------------------|--------------------------------------------|-------------------------------------------|--------------------------------------------|-------------------------------------------|--------------------------------------------|
|                                                                                       | Jumlah<br>Proyek<br>Number<br>of Projects | Modal<br>(Juta)<br>Investment<br>(Million) | Jumlah<br>Proyek<br>Number<br>of Projects | Modal<br>(Juta)<br>Investment<br>(Million) | Jumlah<br>Proyek<br>Number<br>of Projects | Modal<br>(Juta)<br>Investment<br>(Million) |
| (1)                                                                                   | (2)                                       | (3)                                        | (4)                                       | (5)                                        | (6)                                       | (7)                                        |
| 1. Pertanian / Agricultural                                                           |                                           |                                            |                                           |                                            |                                           |                                            |
| a. Tanaman Pangan / Farm<br>Food Crops , Perkebunan/<br>Estates, Peternakan/Livestock | 132                                       | 497 265,50                                 | 203                                       | 467 387,60                                 | 156                                       | 287 053,20                                 |
| b. Perikanan / Fishery                                                                | 11                                        | 9 312,10                                   | 29                                        | 1 300,00                                   | 22                                        | 10 313,50                                  |
| c. Kehutanan / Forestry                                                               | 3                                         | 495,50                                     | –                                         | –                                          | 2                                         | –                                          |
| 2. Pertambangan dan<br>Penggalian/ Mining &<br>Quarrying                              | 12                                        | 12,00                                      | 17                                        | 3 700,20                                   | 43                                        | 162 105,90                                 |
| 3. Industri Pengolahan /<br>Manufacturing                                             |                                           |                                            |                                           |                                            |                                           |                                            |
| a. Industri Makanan/Food<br>Industry                                                  | 153                                       | 204 499,20                                 | 189                                       | 465 626,10                                 | 245                                       | 1 592 406,50                               |
| b. Industri Kayu/Wood Industry                                                        | 1                                         | 700,00                                     | 16                                        | 12 124,30                                  | 17                                        | 33 951,90                                  |
| c. Industri Kertas/Paper<br>Industry                                                  | 3                                         | –                                          | 6                                         | 4 771,10                                   | 7                                         | 92 968,50                                  |
| d. Farmasi/ Pharmaceutical                                                            | 48                                        | 109 522,80                                 | 27                                        | 35 404,80                                  | 25                                        | 164 820,00                                 |
| e. Industri Kimia/ Chemical                                                           | –                                         | –                                          | –                                         | –                                          | –                                         | –                                          |
| f. Mineral Non Logam/ Non<br>Metal                                                    | 8                                         | –                                          | 25                                        | 40 819,40                                  | 15                                        | 14 736,30                                  |
| g. Industri Logam/ Metal                                                              | 14                                        | 879,90                                     | 15                                        | 179 452,20                                 | 11                                        | 95 986,20                                  |
| h. Industri Lainnya / Others                                                          | 16                                        | 1 722,00                                   | 34                                        | 12 968,60                                  | 22                                        | 19 771,50                                  |

Lanjutan Tabel/*Continued Table 2.4.13*

| Lapangan Usaha<br><i>Industrial Origin</i>             | 2020                                              |                                                    | 2021                                              |                                                    | 2022                                              |                                                    |
|--------------------------------------------------------|---------------------------------------------------|----------------------------------------------------|---------------------------------------------------|----------------------------------------------------|---------------------------------------------------|----------------------------------------------------|
|                                                        | Jumlah<br>Proyek<br><i>Number<br/>of Projects</i> | Modal<br>(Juta)<br><i>Investment<br/>(Million)</i> | Jumlah<br>Proyek<br><i>Number<br/>of Projects</i> | Modal<br>(Juta)<br><i>Investment<br/>(Million)</i> | Jumlah<br>Proyek<br><i>Number<br/>of Projects</i> | Modal<br>(Juta)<br><i>Investment<br/>(Million)</i> |
| (1)                                                    | (2)                                               | (3)                                                | (4)                                               | (5)                                                | (6)                                               | (7)                                                |
| 4. Konstruksi/Perumahan<br><i>Construction/Housing</i> | ...                                               | ...                                                | ...                                               | ...                                                | ...                                               | ...                                                |
| a. Konstruksi/ <i>Construction</i>                     | 87                                                | 1 905 907,10                                       | 241                                               | 2 592 952,20                                       | 204                                               | 470 533,70                                         |
| b. Perumahan/ <i>Housing</i>                           | 22                                                | 552,50                                             | 33                                                | 141 856,10                                         | 31                                                | 424 840,80                                         |
| 5. Perhotelan/ <i>Hotel</i>                            | 64                                                | 31 176,50                                          | 113                                               | 14 921,10                                          | 127                                               | 708 699,80                                         |
| 6. Pariwisata/ <i>Tourism</i>                          | —                                                 | —                                                  | —                                                 | —                                                  | —                                                 | —                                                  |
| 7. Perhubungan/<br><i>Transportation</i>               | 31                                                | 3 238 969,60                                       | 70                                                | 154 140,10                                         | 84                                                | 470 136,20                                         |
| 8. Lainnya/ <i>Others</i>                              | 714                                               | 1 119 494,40                                       | 1 151                                             | 6 385 788,00                                       | 1 152                                             | 1 260 906,80                                       |
| <b>Jumlah/Total</b>                                    | <b>1 319</b>                                      | <b>7 120 509,10</b>                                | <b>2 169</b>                                      | <b>10 513 231,80</b>                               | <b>2 163</b>                                      | <b>5 809 230,80</b>                                |

Sumber/Source: Dinas Penanaman Modal dan Pelayanan Terpadu Satu Pintu Provinsi Lampung/ *One-Stop Integrated Service and Investment of Lampung Province*

**Tabel**  
**Table** 2.4.14**Proyek-Proyek Penanaman Modal Asing (PMA) yang Telah  
Disetujui Pemerintah Daerah menurut Sektor di Provinsi  
Lampung, 2020–2022**  
**Number of Foreign Investment Project Approved by  
Government by Industrial Origin in Lampung Province, 2020  
–2022**

| Lapangan Usaha<br>Industrial Origin                                                                           | 2020                                      |                                            | 2021                                      |                                            | 2022                                      |                                            |
|---------------------------------------------------------------------------------------------------------------|-------------------------------------------|--------------------------------------------|-------------------------------------------|--------------------------------------------|-------------------------------------------|--------------------------------------------|
|                                                                                                               | Jumlah<br>Proyek<br>Number<br>of Projects | Modal<br>(Juta)<br>Investment<br>(Million) | Jumlah<br>Proyek<br>Number<br>of Projects | Modal<br>(Juta)<br>Investment<br>(Million) | Jumlah<br>Proyek<br>Number<br>of Projects | Modal<br>(Juta)<br>Investment<br>(Million) |
| (1)                                                                                                           | (2)                                       | (3)                                        | (4)                                       | (5)                                        | (6)                                       | (7)                                        |
| 1. Pertanian / <i>Agricultural</i>                                                                            |                                           |                                            |                                           |                                            |                                           |                                            |
| a. Tanaman Pangan / <i>Farm<br/>Food Crops</i> , Perkebunan/<br><i>Estates</i> , Peternakan/ <i>Livestock</i> | 58                                        | 4 643 771,04                               | 48                                        | 262 794,19                                 | 40                                        | 170 552,82                                 |
| b. Perikanan / <i>Fishery</i>                                                                                 | 13                                        | 23 922,72                                  | 5                                         | 3 028,04                                   | 20                                        | 6 978,41                                   |
| c. Kehutanan / <i>Forestry</i>                                                                                | –                                         | –                                          | –                                         | –                                          | –                                         | –                                          |
| 2. Pertambangan dan<br>Penggalian/ <i>Mining &amp;<br/>Quarrying</i>                                          | 10                                        | 232 924,32                                 | 11                                        | 778 645,74                                 | 3                                         | 13 755,92                                  |
| 3. Industri Pengolahan /<br><i>Manufacturing</i>                                                              |                                           |                                            |                                           |                                            |                                           |                                            |
| a. Industri Makanan/ <i>Food<br/>Industry</i>                                                                 | 125                                       | 1 643 833,44                               | 99                                        | 1 145 987,72                               | 132                                       | 1 934 485,53                               |
| b. Industri Kayu/ <i>Wood Industry</i>                                                                        | 6                                         | 8 360,64                                   | 14                                        | 915,42                                     | 19                                        | 36 395,96                                  |
| c. Industri Kertas/ <i>Paper<br/>Industry</i>                                                                 | –                                         | –                                          | –                                         | –                                          | –                                         | –                                          |
| d. Industri Kimia dan<br>Farmasi/ <i>Chemical Industry &amp;<br/>Pharmaceutical</i>                           | 24                                        | 999,36                                     | 19                                        | 33 736,22                                  | 29                                        | 57 015,43                                  |
| e. Mineral Non Logam/ <i>Non<br/>Metal</i>                                                                    | –                                         | –                                          | 1                                         | –                                          | –                                         | –                                          |
| f. Industri Logam/ <i>Metal</i>                                                                               | –                                         | –                                          | –                                         | –                                          | –                                         | –                                          |
| g. Industri Lainnya / <i>Others</i>                                                                           | 7                                         | –                                          | 3                                         | –                                          | –                                         | –                                          |

Lanjutan Tabel/*Continued Table* 2.4.14

| Lapangan Usaha<br><i>Industrial Origin</i>             | 2020                                              |                                                    | 2021                                              |                                                    | 2022                                              |                                                    |
|--------------------------------------------------------|---------------------------------------------------|----------------------------------------------------|---------------------------------------------------|----------------------------------------------------|---------------------------------------------------|----------------------------------------------------|
|                                                        | Jumlah<br>Proyek<br><i>Number<br/>of Projects</i> | Modal<br>(Juta)<br><i>Investment<br/>(Million)</i> | Jumlah<br>Proyek<br><i>Number<br/>of Projects</i> | Modal<br>(Juta)<br><i>Investment<br/>(Million)</i> | Jumlah<br>Proyek<br><i>Number<br/>of Projects</i> | Modal<br>(Juta)<br><i>Investment<br/>(Million)</i> |
| (1)                                                    | (2)                                               | (3)                                                | (4)                                               | (5)                                                | (6)                                               | (7)                                                |
| 4. Konstruksi/Perumahan<br><i>Construction/Housing</i> |                                                   |                                                    |                                                   |                                                    |                                                   |                                                    |
| a. Konstruksi/ <i>Construction</i>                     | –                                                 | –                                                  | –                                                 | –                                                  | –                                                 | –                                                  |
| b. Perumahan/ <i>Housing</i>                           | 15                                                | 218 645,28                                         | 9                                                 | 1 239,54                                           | 9                                                 | 406 078,31                                         |
| 5. Perhotelan/ <i>Hotel</i>                            | 22                                                | 532,80                                             | 30                                                | 8 351,20                                           | 52                                                | 13 516,28                                          |
| 6. Pariwisata/ <i>Tourism</i>                          | –                                                 | –                                                  | –                                                 | –                                                  | –                                                 | –                                                  |
| 7. Perhubungan/<br><i>Transportation</i>               | 15                                                | –                                                  | 19                                                | 270 498,61                                         | 21                                                | 723 290,99                                         |
| 8. Lainnya/ <i>Others</i>                              | 129                                               | 404 128,80                                         | 105                                               | 32 239,72                                          | 110                                               | 194 237,51                                         |
| <b>Jumlah/Total</b>                                    | <b>424</b>                                        | <b>7 177 118,40</b>                                | <b>363</b>                                        | <b>2 537 436,40</b>                                | <b>435</b>                                        | <b>3 556 307,15</b>                                |

Sumber/Source: Dinas Penanaman Modal dan Pelayanan Terpadu Satu Pintu Provinsi Lampung/ *One-Stop Integrated Service and Investment of Lampung Province*

**Tabel**  
**Table** 2.4.15**Jumlah Tenaga Kerja yang Diserap oleh Proyek  
Penanaman Modal Dalam Negeri (PDMN) menurut  
Kabupaten/Kota di Provinsi Lampung, 2022**  
**Number of Employee Absorbed by Domestic Investment  
Project by Regency/Municipality in Lampung Province,  
2022**

| Kabupaten/Kota<br>Regency/Municipality | Banyaknya<br>Proyek<br>Number of<br>Projects | Tenaga Kerja (orang)<br>Employee (person) |                  |                 |
|----------------------------------------|----------------------------------------------|-------------------------------------------|------------------|-----------------|
|                                        |                                              | Indonesia<br>Indonesian                   | Asing<br>Foreign | Jumlah<br>Total |
| (1)                                    | (2)                                          | (3)                                       | (4)              | (5)             |
| Lampung Barat                          | 24                                           | 6                                         | –                | 6               |
| Tanggamus                              | 53                                           | 3                                         | –                | 3               |
| Lampung Selatan                        | 282                                          | 1 428                                     | –                | 1 428           |
| Lampung Timur                          | 77                                           | 1                                         | –                | 1               |
| Lampung Tengah                         | 152                                          | 176                                       | –                | 176             |
| Lampung Utara                          | 280                                          | 29                                        | –                | 29              |
| Way Kanan                              | 60                                           | 153                                       | –                | 153             |
| Tulang Bawang                          | 110                                          | 140                                       | –                | 140             |
| Pesawaran                              | 70                                           | –                                         | –                | –               |
| Pringsewu                              | 27                                           | 11                                        | –                | 11              |
| Mesuji                                 | 43                                           | 132                                       | –                | 132             |
| Tulang Bawang Barat                    | 13                                           | 35                                        | –                | 35              |
| Pesisir Barat                          | 14                                           | 3                                         | –                | 3               |
| Bandar Lampung                         | 774                                          | 259                                       | –                | 259             |
| Metro                                  | 184                                          | 8                                         | –                | 9               |
| <b>Lampung</b>                         | <b>2163</b>                                  | <b>2 384</b>                              | <b>–</b>         | <b>2 384</b>    |

Sumber/Source: Dinas Penanaman Modal dan Pelayanan Terpadu Satu Pintu Povinsi Lampung/ *One-Stop Integrated Service and Investment of Lampung Province*

**Tabel**  
**Table** 2.4.16

**Jumlah Tenaga Kerja yang Diserap oleh Proyek  
Penanaman Modal Asing (PMA) menurut Kabupaten/Kota  
di Provinsi Lampung, 2022**  
*Number of Employee Absorbed by Foreign Investment  
Project by Regency/Municipality in Lampung Province,  
2022*

| Kabupaten/Kota<br><i>Regency/Municipality</i> | Banyaknya<br>Proyek<br><i>Number of<br/>Projects</i> | Tenaga Kerja (orang)<br><i>Employee (person)</i> |                         |                        |
|-----------------------------------------------|------------------------------------------------------|--------------------------------------------------|-------------------------|------------------------|
|                                               |                                                      | Indonesia<br><i>Indonesian</i>                   | Asing<br><i>Foreign</i> | Jumlah<br><i>Total</i> |
| (1)                                           | (2)                                                  | (3)                                              | (4)                     | (5)                    |
| Lampung Barat                                 | 3                                                    | –                                                | –                       | –                      |
| Tanggamus                                     | 14                                                   | 97                                               | 1                       | 98                     |
| Lampung Selatan                               | 66                                                   | 123                                              | –                       | 123                    |
| Lampung Timur                                 | 14                                                   | 7                                                | –                       | 7                      |
| Lampung Tengah                                | 60                                                   | 543                                              | –                       | 543                    |
| Lampung Utara                                 | 13                                                   | 24                                               | –                       | 24                     |
| Way Kanan                                     | 14                                                   | 2                                                | –                       | 2                      |
| Tulang Bawang                                 | 19                                                   | –                                                | –                       | –                      |
| Pesawaran                                     | 14                                                   | 6                                                | –                       | 6                      |
| Pringsewu                                     | 9                                                    | –                                                | –                       | –                      |
| Mesuji                                        | 12                                                   | 138                                              | –                       | 138                    |
| Tulang Bawang Barat                           | 6                                                    | 10                                               | –                       | 10                     |
| Pesisir Barat                                 | 3                                                    | –                                                | –                       | –                      |
| Bandar Lampung                                | 181                                                  | 76                                               | –                       | 76                     |
| Metro                                         | 7                                                    | 2                                                | –                       | 2                      |
| <b>Lampung</b>                                | <b>435</b>                                           | <b>1 028</b>                                     | <b>1</b>                | <b>1 029</b>           |

Sumber/Source: Dinas Penanaman Modal dan Pelayanan Terpadu Satu Pintu Povinsi Lampung/ *One-Stop Integrated Service and Investment of Lampung Province*

**Tabel**  
**Table** 2.4.17

**Banyaknya Petani Terdaftar (Kartu Petani Berjaya) dan Transaksi Penggunaan Pupuk Menurut Kabupaten/Kota di Provinsi Lampung, 2022**  
**Number of Registered Farmers (Berjaya Farmer Card) and Fertilizer Use Transactions by Regency/Municipality in Lampung Province, 2022**

| Kabupaten/Kota<br>Regency/Municipality | Terdaftar E-RDCK<br>Registered E-RDCK | Keanggotaan<br>Membership             |                                                                        |
|----------------------------------------|---------------------------------------|---------------------------------------|------------------------------------------------------------------------|
|                                        |                                       | Petani Terdaftar<br>Farmer Registered | Petani Terintegrasi<br>(aktivasi)<br>Farmer Integrated<br>(Activation) |
| (1)                                    | (2)                                   | (3)                                   | (4)                                                                    |
| Lampung Barat                          | 31 010                                | 38 097                                | 25 017                                                                 |
| Tanggamus                              | 44 215                                | 55 350                                | 1 032                                                                  |
| Lampung Selatan                        | 92 324                                | 106 079                               | 65 659                                                                 |
| Lampung Timur                          | 155 680                               | 177 572                               | 139 747                                                                |
| Lampung Tengah                         | 183 481                               | 198 064                               | 159 619                                                                |
| Lampung Utara                          | 54 105                                | 62 914                                | 49 393                                                                 |
| Way Kanan                              | 55 527                                | 66 283                                | 30 817                                                                 |
| Tulang Bawang                          | 35 367                                | 45 332                                | 22 266                                                                 |
| Pesawaran                              | 36 215                                | 47 659                                | 6 440                                                                  |
| Pringsewu                              | 35 793                                | 40 713                                | 34 297                                                                 |
| Mesuji                                 | 33 498                                | 39 506                                | 29 727                                                                 |
| Tulang Bawang Barat                    | 26 139                                | 30 413                                | 22 150                                                                 |
| Pesisir Barat                          | 17 235                                | 21 656                                | 13 331                                                                 |
| Bandar Lampung                         | 906                                   | 3 504                                 | 68                                                                     |
| Metro                                  | 5 314                                 | 7 203                                 | 4 969                                                                  |
| <b>Lampung</b>                         | <b>806 809</b>                        | <b>940 365</b>                        | <b>604 532</b>                                                         |

Lanjutan Tabel/Continued Table 2.4.17

| Kabupaten/Kota<br><i>Regency/Municipality</i> | Jumlah petani<br>Transaksi<br><i>Number of<br/>farmers<br/>transaction</i> | Transaksi<br><i>Transaction</i> |                               |                               |                             |
|-----------------------------------------------|----------------------------------------------------------------------------|---------------------------------|-------------------------------|-------------------------------|-----------------------------|
|                                               |                                                                            | ZA (kg)<br><i>ZA (Kg)</i>       | UREA (Kg)<br><i>UREA (Kg)</i> | SP36 (Kg)<br><i>SP36 (Kg)</i> | NPK (Kg)<br><i>NPK (Kg)</i> |
| (1)                                           | (5)                                                                        | (6)                             | (7)                           | (8)                           | (9)                         |
| Lampung Barat                                 | 20                                                                         | –                               | 1 000                         | –                             | –                           |
| Tanggamus                                     | 8 858                                                                      | 22 985                          | 441 613                       | 14 700                        | 237 982                     |
| Lampung Selatan                               | 280                                                                        | –                               | 21 080                        | –                             | 11 800                      |
| Lampung Timur                                 | 34                                                                         | –                               | 2 600                         | –                             | 1 500                       |
| Lampung Tengah                                | 19 320                                                                     | 33 117                          | 671 088                       | 78 721                        | 503 280                     |
| Lampung Utara                                 | 1                                                                          | –                               | –                             | –                             | 100                         |
| Way Kanan                                     | 54                                                                         | –                               | 4 550                         | –                             | 2 950                       |
| Tulang Bawang                                 | 528                                                                        | –                               | 42 447                        | –                             | 44 848                      |
| Pesawaran                                     | 443                                                                        | –                               | 18 500                        | –                             | 20 650                      |
| Pringsewu                                     | 60 592                                                                     | –                               | 2 994 446                     | 2 250                         | 2 030 642                   |
| Mesuji                                        | 168                                                                        | –                               | 11 721                        | –                             | 13 092                      |
| Tulang Bawang Barat                           | 220                                                                        | –                               | 14 450                        | 50                            | 9 450                       |
| Pesisir Barat                                 | 2                                                                          | –                               | 200                           | –                             | –                           |
| Bandar Lampung                                | 2 239                                                                      | –                               | 159 251                       | –                             | 84 088                      |
| Metro                                         | 4 389                                                                      | –                               | 237 164                       | –                             | 146 950                     |
| <b>Lampung</b>                                | <b>97 148</b>                                                              | <b>56 102</b>                   | <b>4 620 110</b>              | <b>95 721</b>                 | <b>3 107 332</b>            |



Lanjutan Tabel/Continued Table 2.4.17

| Kabupaten/Kota<br>Regency/Municipality | Transaksi<br>Transaction |                              |               |                  |
|----------------------------------------|--------------------------|------------------------------|---------------|------------------|
|                                        | ORG (Kg)<br>ORG (Kg)     | Nominal (Rp)<br>Nominal (Rp) | Kios<br>Stall | Poktan<br>Poktan |
| (1)                                    | (10)                     | (11)                         | (12)          | (13)             |
| Lampung Barat                          | –                        | 2 300 000                    | 31            | 20               |
| Tanggamus                              | 689                      | 1 615 893 550                | 13            | 8 858            |
| Lampung Selatan                        | –                        | 72 270 000                   | 63            | 280              |
| Lampung Timur                          | –                        | 9 300 000                    | 81            | 34               |
| Lampung Tengah                         | 67 264                   | 2 973 812 500                | 55            | 19 320           |
| Lampung Utara                          | –                        | 230 000                      | 41            | 1                |
| Way Kanan                              | –                        | 17 022 500                   | 9             | 54               |
| Tulang Bawang                          | 5 956                    | 203 420 950                  | 14            | 528              |
| Pesawaran                              | –                        | 89 120 000                   | 19            | 443              |
| Pringsewu                              | 107 411                  | 11 499 308 900               | 25            | 60 592           |
| Mesuji                                 | –                        | 56 483 850                   | 36            | 168              |
| Tulang Bawang Barat                    | –                        | 54 367 500                   | 4             | 220              |
| Pesisir Barat                          | –                        | 450 000                      | 6             | 2                |
| Bandar Lampung                         | –                        | 551 717 150                  | 7             | 2 239            |
| Metro                                  | 25 542                   | 892 037 600                  | 11            | 4 389            |
| <b>Lampung</b>                         | <b>206 862</b>           | <b>18 037 734 500</b>        | <b>415</b>    | <b>97 148</b>    |

Sumber/Source: Badan Perencanaan Pembangunan Daerah Provinsi Lampung/Lampung Provincial Development Planning Agency

# BAB 3

Chapter 3

## PENDUDUK DAN KETENAGAKERJAAN

POPULATION AND EMPLOYMENT



Tahun 2022

**Jumlah Penduduk  
Provinsi Lampung mencapai**

**9.176.546** Penduduk

*In 2022 Lampung Province's population reached had 9,176,546 people*

# PENDUDUK / Population



Jumlah Penduduk Provinsi Lampung tahun 2022  
Hasil Proyeksi Penduduk Interim 2020–2023  
sebanyak 9,1 juta jiwa.

*Total population Lampung Province in 2022 The Result of Interim Population Projection 2020–2023 (mid year/June) as much 9.1 million people.*



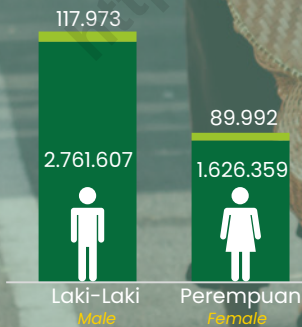
Rasio Jenis Kelamin Penduduk Provinsi Lampung tahun 2022 sebesar 104,86 yang berarti jumlah penduduk laki-laki masih lebih banyak daripada jumlah penduduk perempuan.

*Population Gender Ratio Lampung Province in 2022 of 104,86 which means men population there are still more than woman population.*

## Jumlah Penduduk Provinsi Lampung Per Kabupaten/Kota tahun 2022 *Population by Regency/Municipality in Lampung Province, 2022*



# TENAGA KERJA



■ Pengangguran Terbuka / Unemployment ■ Bekerja / Working



Jumlah Angkatan Kerja di Provinsi Lampung Menurut Jenis Kegiatan Selama Seminggu yang Lalu dan Jenis Kelamin tahun 2022

*Population Economically Active and Over by Type of Activity During The Previous Week and Sex in Lampung, 2022*

Penduduk Berumur 15 Tahun Ke Atas yang Bekerja Selama Seminggu yang Lalu Menurut Status Pekerjaan Utama di Provinsi Lampung, 2022  
*Population 15 Years of Age and Over who Worked During The previous Week by Main Employment Status, 2022*



## PENJELASAN TEKNIS

## TECHNICAL NOTES

1. **Salah satu sumber data kependudukan** adalah sensus penduduk yang dilaksanakan setiap sepuluh tahun sekali. Sensus penduduk telah dilaksanakan sebanyak tujuh kali sejak Indonesia merdeka, yaitu tahun 1961, 1971, 1980, 1990, 2000, 2010, dan 2020.

Keenam sensus penduduk sebelumnya dilaksanakan dengan menggunakan metode tradisional, yaitu mencatat setiap penduduk dari rumah ke rumah. Pertama kalinya dalam sejarah sensus penduduk di Indonesia, Sensus Penduduk 2020 (SP2020) menggunakan metode kombinasi yaitu dengan memanfaatkan data Administrasi Kependudukan (Adminduk) dari Direktorat Jenderal Kependudukan dan Pencatatan Sipil (Ditjen Dukcapil) Kementerian Dalam Negeri (Kemendagri) sebagai data dasar pelaksanaan SP2021. Hal ini dirancang dan dilaksanakan sebagai upaya untuk mewujudkan "SATU DATA KEPENDUDUKAN INDONESIA".

SP2020 mencakup penduduk yang tinggal di wilayah teritorial Indonesia, mencakup Warga Negara Indonesia (WNI) dan Warga Negara Asing (WNA) yang telah menetap atau berencana menetap di wilayah Indonesia selama minimal satu tahun. WNI yang di-

1. **One of the main source of demographic data** is population census, which is conducted every ten years. Population Census has been conducted seven times since Indonesia's independence: 1961, 1971, 1980, 1990, 2000, 2010, and 2020.

*The previous six population censuses were carried out using the traditional method, canvassing each person door-to-door. For the first time in the history of the population census in Indonesia, the 2020 Population Census (SP2020) used a combined method, that is utilizing Population Administration data managed by the Directorate General of Population and Civil Registration of the Ministry of Home Affairs as the basic data for the population census. This is designed and implemented as an effort to realize "ONE INDONESIAN POPULATION DATA".*

*PC2020 covered all residents who live in Indonesia's territory, including Indonesian citizens (WNI) and foreign citizens (WNA) who have stayed or plan to stay in Indonesian territory for at least one year. The Indonesian citizens who are covered also include those who are abroad, namely*

cakup juga termasuk mereka yang berada di luar negeri, yaitu Anggota Korps Diplomatik Republik Indonesia beserta keluarganya di luar negeri dan Anggota TNI/POLRI beserta keluarganya yang sedang melakukan misi perdamaian di luar negeri.

Untuk tahun yang tidak dilaksanakan sensus penduduk, data kependudukan diperoleh dari hasil proyeksi penduduk. Proyeksi penduduk merupakan suatu perhitungan ilmiah yang didasarkan pada asumsi dari komponen-komponen perubahan penduduk, yaitu kelahiran, kematian, dan migrasi (migrasi internasional dan migrasi risen antar provinsi). Proyeksi penduduk interim 2020-2023 dihitung menggunakan data dasar penduduk hasil perapihan umur dari data Administrasi Kependudukan dan SP2020 dengan menggunakan asumsi Angka Kelahiran Total sejak 2020 konstan 2,1 (sesuai Proyeksi Survei Penduduk antar Sensus (SUPAS) 2015-2045), Angka Kematian Bayi (AKB) meneruskan hasil Proyeksi SUPAS 2015-2045, dan pola migrasi 2020 sama dengan pola migrasi hasil SUPAS 2015.

Dalam publikasi ini, data yang disajikan merupakan hasil SP2020 (September), dan hasil proyeksi penduduk interim 2020-2023 (pertengahan tahun/Juni)

*members of the Diplomatic Corps of the Republic of Indonesia and their families abroad and members of the TNI/POLRI and their families who are carrying out Peacekeeping Missions abroad.*

*For the periods besides the census year, population projection is applied to estimate population for those years. The population projection is an estimation based on the demographic components, such as birth, death, and migration (international migration and recent migration). The interim population projection for 2020-2023 is calculated from the single age smoothed combined from Population Administration Data and the 2020 Population Census. It uses the assumption that the Total Fertility Rate (TFR) since 2020 is constant at 2.1 (according to the population projection of 2015-2045 Intercensal Population Survey (SUPAS)), Infant Mortality Rate (IMR) continues the results of the 2015-2045 SUPAS Projection, and the 2020 migration pattern is the same as the pattern of migration in SUPAS2015 results.*

*The data presented in this publication are the PC2020 results (september) and the result of interim population projection 2020-2023 (midyear/ June)*

- 2. Penduduk Indonesia** adalah semua orang yang berdomisili di wilayah teritorial Indonesia, mencakup Warga Negara Indonesia (WNI) dan Warga Negara Asing (WNA) yang telah menetap selama satu tahun atau lebih atau berencana menetap di wilayah Indonesia selama minimal satu tahun. Pada sensus sebelumnya referensi waktu dalam konsep kependudukan adalah enam bulan. Perubahan ini didasari oleh UU No. 24 Tahun 2013 tentang Perubahan atas UU No. 23 Tahun 2006 tentang Administrasi Kependudukan pada Pasal 15.
- 3. Laju pertumbuhan penduduk per tahun** adalah angka yang menunjukkan rata-rata tingkat pertambahan penduduk per tahun dalam jangka waktu tertentu. Angka ini dinyatakan sebagai persentase dari penduduk dasar. Metode penghitungan laju pertumbuhan penduduk yang digunakan oleh BPS adalah metode geometrik.
- 4. Kepadatan penduduk** adalah ukuran persebaran penduduk yang menunjukkan jumlah penduduk untuk setiap kilometer persegi luas wilayah.
- 5. Rasio jenis kelamin** adalah perbandingan antara jumlah penduduk laki-laki dan jumlah penduduk perempuan.
- 2. The population of Indonesia** are all people who live in Indonesia's territory, including Indonesian citizens and foreign citizens who have lived for one year or more or plan to stay in Indonesian territory for at least one year. In the previous census the time reference in the population concept was six months. This change is based on Law no. 24 of 2013 concerning Amendments to Law no. 23 of 2006 concerning Population Administration in Article 15.
- 3. Annual population growth rate** is a number that shows the average rate of population growth per year in a certain period of time. This rate is a percentage of the basic population. The method used by Statistics Indonesia is the geometric method.
- 4. Population density** is a measure of the distribution of the population which shows the total population for each square kilometer of area
- 5. Sex ratio** is the ratio between total male population and total female population in a certain area and at a

jumlah penduduk laki-laki pada suatu daerah dan waktu tertentu, yang biasanya dinyatakan dalam banyaknya penduduk laki-laki per 100 perempuan.

6. **Migran seumur hidup** adalah penduduk yang pada saat pencacahan tinggal di provinsi yang berbeda dari provinsi tempat lahirnya.
  7. **Migran risen** adalah penduduk yang pada saat pencacahan tinggal di provinsi yang berbeda dari provinsi tempat tinggal lima tahun yang lalu.
  8. **Sumber utama data ketenagakerjaan** adalah Survei Angkatan Kerja Nasional (Sakernas). Survei ini khusus dirancang untuk mengumpulkan informasi/data ketenagakerjaan. Pada beberapa survei sebelumnya, pengumpulan data ketenagakerjaan dipadukan dalam kegiatan lainnya, seperti Survei Sosial Ekonomi Nasional (Susenas), Sensus Penduduk (SP), dan Survei Penduduk Antarsensus (SUPAS). Sakernas pertama kali diselenggarakan pada tahun 1976, kemudian dilanjutkan pada tahun 1977 dan 1978. Pada tahun 1986–1993, Sakernas diselenggarakan secara triwulanan, sejak tahun 1994–2001, Sakernas dilaksanakan secara tahunan, yaitu setiap bulan Agustus. Pada tahun 2002–2004, di samping Sakernas Tahunan dilakukan pula Sakernas Triwulanan. Pada tahun 2005–2010, pengumpulan data Sakernas dilaksanakan
6. **Lifetime migrant** is a person whose province of residence at the time of enumeration differs from his/her province of birth.
  7. **Recent migrant** is a person whose province of residence at the time of enumeration differs from his/her province of residence 5 years ago.
  8. **The main source of employment data** is National Labour Force Survey (Sakernas). This survey is specifically designed to collect information on labour force statistics. Previously, the collection of such data was integrated with other surveys, such as National Socioeconomic Survey (Susenas), Population Census (SP), and Intercensal Population Survey (SUPAS). The first Sakernas was conducted in 1976, then conducted annually during the period 1977–1978. During 1986–1993, Sakernas was conducted quarterly in all provinces in Indonesia, only since 1994 until 2001 Sakernas was conducted yearly, every August of the year. During the period 2002–2004, besides a yearly Sakernas, BPS also conducted a quarterly Sakernas. During the period 2005–2010, Sakernas has been conducted in semester period, i.e. February (First Semester) and August (Second Semester). During

secara semesteran pada Februari (Semester I) dan Agustus (Semester II). Tahun 2011–2014, Sakernas dilaksanakan Triwulanan, yaitu Februari (Triwulan I), Mei (Triwulan II), Agustus (Triwulan III), dan November (Triwulan IV). Sakernas Triwulanan ini dimaksudkan untuk memantau indikator ketenagakerjaan secara dini di Indonesia yang mengacu pada The Key Indicators of the Labour Market (KILM) yang direkomendasikan oleh The International Labour Organization (ILO). Mulai tahun 2015, pengumpulan data Sakernas dilaksanakan kembali secara semesteran pada Februari (Semester I) dan Agustus (Semester II).

Sejak Sakernas 2001, konsep status pekerjaan dan pengangguran mengalami perluasan dan penyempurnaan. Status pekerjaan yang pada Sakernas 2000 hanya 5 kategori, mulai tahun 2001 ditambahkan kategori baru, yaitu: pekerja bebas di pertanian dan pekerja bebas di nonpertanian. Selain itu, dalam rangka menyesuaikan dengan konsep ILO, konsep pengangguran terbuka diperluas, yaitu di samping mencakup penduduk yang aktif mencari pekerjaan, mencakup pula kelompok penduduk yang sedang mempersiapkan usaha/pekerjaan baru, kelompok penduduk yang tidak mencari pekerjaan karena merasa tidak mungkin mendapatkan pekerjaan, serta kelompok pen-

*2011-2014, Sakernas is conducted on a quarterly basis ie: February (First Quarter), May (Second Quarter), August (Third Quarter), and November (Fourth Quarter). A Quarterly Sakernas is aimed to monitor the prompt indicators of Indonesian labour market which referred to The Key Indicators of the Labour Market (KILM) recommended by The International Labour Organization (ILO). Since 2015, the Sakernas has been conducted on biannual basis again, the first semester on February and the later semester on August.*

*Since Sakernas 2001, the concept of employment status and unemployment was revised. The employment status previously covered only 5 categories, but since 2001 two new categories of casual employee both in agriculture and non-agriculture sectors have been added. In addition, to adapt the ILO concept, the concept of unemployment was also extended. Unemployment covers population who were looking for work, population who were establishing a new business/firm/establishment, discouraged job seekers, and those who were not actively looking for work with the reason of already having job but not starting to work (future starter).The results of Sakernas for first semester (February 2021 were presented at provincial*



duduk yang tidak aktif mencari pekerjaan dengan alasan sudah mempunyai pekerjaan, tetapi belum mulai bekerja.

Hasil Sakernas Semester I (Februari 2021) disajikan sampai tingkat provinsi (jumlah sampel 75.000 rumah tangga). Sementara itu, Sakernas Semester II (Agustus 2021) disajikan sampai tingkat kabupaten/kota dengan jumlah sampel sebesar 300.000 rumah tangga. Tingkat pemasukan dokumen pada Sakernas Agustus 2021 sebesar 100,76 persen. Mulai Sakernas Agustus 2021, penghitungan indikator menggunakan penimbang hasil proyeksi penduduk Survei Penduduk Antar Sensus (SUPAS) 2015.

9. **Penduduk usia kerja** adalah penduduk yang berumur 15 tahun ke atas.
10. **Angkatan kerja** adalah penduduk usia kerja (15 tahun ke atas) yang bekerja, punya pekerjaan namun sementara tidak bekerja, dan pengangguran.
11. **Bekerja** adalah kegiatan ekonomi yang dilakukan oleh seseorang dengan maksud memperoleh atau membantu memperoleh pendapatan atau keuntungan dan lamanya bekerja paling sedikit 1 jam secara terus menerus dalam seminggu yang lalu (termasuk pekerjaan keluarga tanpa upah yang membantu dalam suatu usaha/kegiatan ekonomi).

*level (sample size 75,000 households), while for the second semester (August 2021) were presented up to regency/municipal level (sample size 300,000 households). The response rate for August 2021 Sakernas was 100.76 percent. Starting from Sakernas August 2021, the calculation of indicators uses a weighting of the population projection results of the Intercensal Population Survey (SUPAS) 2015.*

9. **Working age population** is persons of 15 years and over.
10. **Labor force or economically active** are persons of 15 years and over, who in the previous week were working, temporarily absent from work but having jobs, and unemployment.
11. **Working** means an activity done by a person who worked intended to earn income by doing work or helping to do work at least one hour continuously during the reference week (including unpaid family worker/s for any economic activity).

- 12. Jumlah jam kerja seluruhnya** adalah jumlah jam kerja yang digunakan untuk bekerja (tidak termasuk jam kerja istirahat resmi dan jam kerja yang digunakan untuk hal-hal di luar pekerjaan).
- 13. Lapangan usaha** adalah bidang kegiatan dari pekerjaan/tempat bekerja di mana seseorang bekerja. Klasifikasi lapangan usaha mengikuti Klasifikasi Baku Lapangan Usaha Indonesia (KBLI) dalam 1 digit.
- 14. Status pekerjaan** adalah kedudukan seseorang dalam unit usaha/kegiatan dalam melakukan pekerjaan.
- 15. Berusaha sendiri** adalah bekerja atau berusaha dengan menanggung risiko secara ekonomis, yaitu dengan tidak kembalinya ongkos produksi yang telah dikeluarkan dalam rangka usahanya tersebut, serta tidak menggunakan pekerja dibayar maupun pekerja tak dibayar, termasuk yang sifat pekerjaannya memerlukan teknologi atau keahlian khusus.
- 16. Berusaha dibantu buruh tidak tetap/buruh tak dibayar** adalah bekerja atau berusaha atas risiko sendiri, dan menggunakan buruh/pekerja tak dibayar dan atau buruh/pekerja tidak tetap.
- 17. Berusaha dibantu buruh tetap/ buruh dibayar** adalah bekerja atau berusaha atas risiko sendiri, dan menggunakan buruh/pekerja
- 12. Total working hours** is the total hours spent by an employee to perform all jobs (excluding the time used for other activities which are not classified as work).
- 13. Industry** is field of a person's activity or establishment. The classification of industries refers to the Indonesia Standard Industrial Classification (KBLI) in one digit.
- 14. Employment status** is the status of a person at his place of work or establishment where he was employed.
- 15. Own-account worker** is a person who works at her/his own risk without assisted by paid per mount worker or unpaid worker include technical job or skill job.
- 16. Employer assisted by temporary worker/unpaid worker** is a person who works at her/his own risk and assisted by temporary worker/unpaid worker.
- 17. Employer assisted by permanent worker/paid worker** is a person who does his/her business at her/his own risk at least one assisted by paid

dibayar dan atau buruh/pekerja tetap.

*permanent worker.*

**18. Buruh/Karyawan/Pegawai**

adalah seseorang yang bekerja pada orang lain atau instansi/kantor/perusahaan secara tetap dengan menerima upah/gaji, baik berupa uang maupun barang. Buruh yang tidak mempunyai majikan tetap tidak digolongkan sebagai buruh/karyawan/pegawai, tetapi sebagai pekerja bebas. Seseorang dianggap memiliki majikan tetap jika memiliki satu majikan (orang/rumah tangga) yang sama dalam sebulan terakhir. Apabila majikannya instansi/lembaga, boleh lebih dari satu.

**18. Employee** is a person who work permanently for other people or institution/office/company and gains some money/cash or goods as wage/salary. Labor who have no permanent employer is not categorized as a laborer/worker/employee but casual worker. A laborers in general is considered to have a permanent employer if he has the same employer during the past month. If the employer is an institution, more than one employer is allowed.

**19. Pekerja Bebas**

adalah seseorang yang bekerja pada orang lain/majikan/institusi yang tidak tetap (lebih dari satu majikan dalam sebulan terakhir) yang mencakup pertanian maupun nonpertanian, baik berupa usaha rumah tangga maupun bukan usaha rumah tangga atas dasar balas jasa dengan menerima upah atau imbalan, baik berupa uang maupun barang, dan baik dengan sistem pembayaran harian maupun borongan. Usaha pertanian meliputi: pertanian tanaman pangan, perkebunan, kehutanan, peternakan, perikanan dan perburuan, termasuk jasa pertanian. Usaha nonpertanian meliputi: usaha di sektor pertambangan, sektor industri, sektor lis-

**19. Casual Worker** is a person who does not work permanently for other people/employer/institution (more than one employer during the last one month) which includes agricultural or non agricultural sector either home industry or not home industry based on remuneration paid with money or goods, and based on daily or contract payment system. Agricultural: industry covers food-based agricultural, plantation, forestry, breeding, fishery, including agricultural services. Non-agricultural: industry covers industries in mining, electricity, gas, water, building construction, trade, transportation, warehousing and communication, financial, insurance, property leasing and services

trik, gas dan air, sektor konstruksi/ bangunan, sektor perdagangan, sektor angkutan, pergudangan dan komunikasi, sektor keuangan, asuransi, usaha persewaan bangunan, tanah dan jasa perusahaan, sektor jasa kemasyarakatan, sosial dan perorangan.

*industry, public services, social and individual services.*

**20. Pekerja keluarga/tak dibayar** adalah seseorang yang bekerja membantu orang lain yang berusaha dengan tidak mendapat upah/gaji, baik berupa uang maupun barang.

**20. Unpaid/contributing family worker** is a person who works for other people without pay in cash or goods.

**21. Mulai tahun 2018, sumber utama data upah berasal dari** hasil Survei Angkatan Kerja Nasional (Sakernas). Hal ini berbeda dengan tahun-tahun sebelumnya dimana sumber utama data upah berasal dari Survei Upah Buruh (SUB) yang berbasis perusahaan. Sakernas merupakan survei berbasis rumah tangga yang dilaksanakan secara semesteran pada bulan Februari dan Agustus di seluruh Indonesia.

**21. Since in 2018, the main source of data on wages** are from the Indonesian Labor Force Survey (Sakernas). This is different from the previous years where the main source of data on wages came from the Labour Wage Survey which is an establishment-based survey. Sakernas is household-based survey and conducted semi-annually in February and August throughout Indonesia.

**22. Data yang ditampilkan** adalah upah buruh untuk pekerja berstatus buruh (sebagai pendekatan untuk penghitungan upah/gaji pekerja di sektor formal) dan pendapatan untuk pekerja non-buruh yang terdiri dari pekerja yang berstatus berusaha sendiri, pekerja bebas di pertanian, dan pekerja bebas di nonpertanian (sebagai pendekatan untuk penghitungan pendapatan/penghasilan bersih pekerja di sektor informal.

**22. Data presented** are the wage of employee (as an approach for wage/ salary of employee in the formal sector) and income for own-account worker, casual employee in agriculture, and casual employee in non-agriculture (as an approach for income of employee in the informal sector).

- 23. Pendapatan/penghasilan bersih sebulan** adalah pendapatan/penghasilan/imbalan/balas jasa selama sebulan yang lalu, baik berupa uang maupun barang yang diterima oleh seseorang yang bekerja dengan status berusaha sendiri, pekerja bebas di pertanian, atau pekerja bebas di non-pertanian.
- 24. Upah/gaji bersih sebulan** merupakan imbalan/balas jasa yang diterima selama sebulan yang lalu baik berupa uang maupun barang yang dibayarkan oleh perusahaan/kantor/majikan dari pekerjaan utama kepada buruh/karyawan/pegawai. Komponen upah/gaji mencakup gaji dan tunjangan tidak termasuk upah lembur, bonus, tunjangan transportasi, dan tunjangan makan. Status pekerjaan adalah kedudukan seseorang dalam unit usaha/kegiatan dalam melakukan pekerjaan. Dibayar, termasuk yang sifat pekerjaannya memerlukan teknologi atau keahlian khusus.
- 23. Net income per month** is last month income, in the form of money or goods received by someone who worked as own-account worker, casual employee in agriculture, or casual employee in non-agriculture.
- 24. Net wage/salary per month** is wage received during last month, in the form of money or goods, paid by the company/agency/employer to the employee for the major work done. The components of wage include salary and benefits, without overtime pay, bonus, transportation allowance and meal allowance.

**ULASAN**

Penduduk Provinsi Lampung Tahun 2022 berdasarkan hasil proyeksi penduduk interim 2020-2023 (pertengahan tahun/Juni) sebanyak 9.176.546 jiwa yang terdiri atas 4.697.217 jiwa penduduk laki-laki dan 4.479.329 jiwa penduduk perempuan. Dibandingkan dengan hasil sensus penduduk tahun 2020 September, penduduk Lampung mengalami pertumbuhan sebesar 1,07 persen. Sementara itu besarnya angka rasio jenis kelamin tahun 2022 penduduk laki-laki terhadap penduduk perempuan sebesar 104. Kepadatan penduduk di Provinsi Lampung tahun 2022 mencapai 273 jiwa/km<sup>2</sup>. Kepadatan Penduduk di 15 kabupaten/kota cukup beragam dengan kepadatan penduduk tertinggi terletak di Kota Bandar Lampung dengan kepadatan sebesar 6.585 jiwa/km<sup>2</sup> dan terendah di Kabupaten Pesisir Barat sebesar 55 jiwa/km<sup>2</sup>.

Tingkat Partisipasi Angkatan Kerja Agustus 2022 mencapai 70,06. Tingkat Pengangguran Terbuka pada periode yang sama mencapai 4,52.

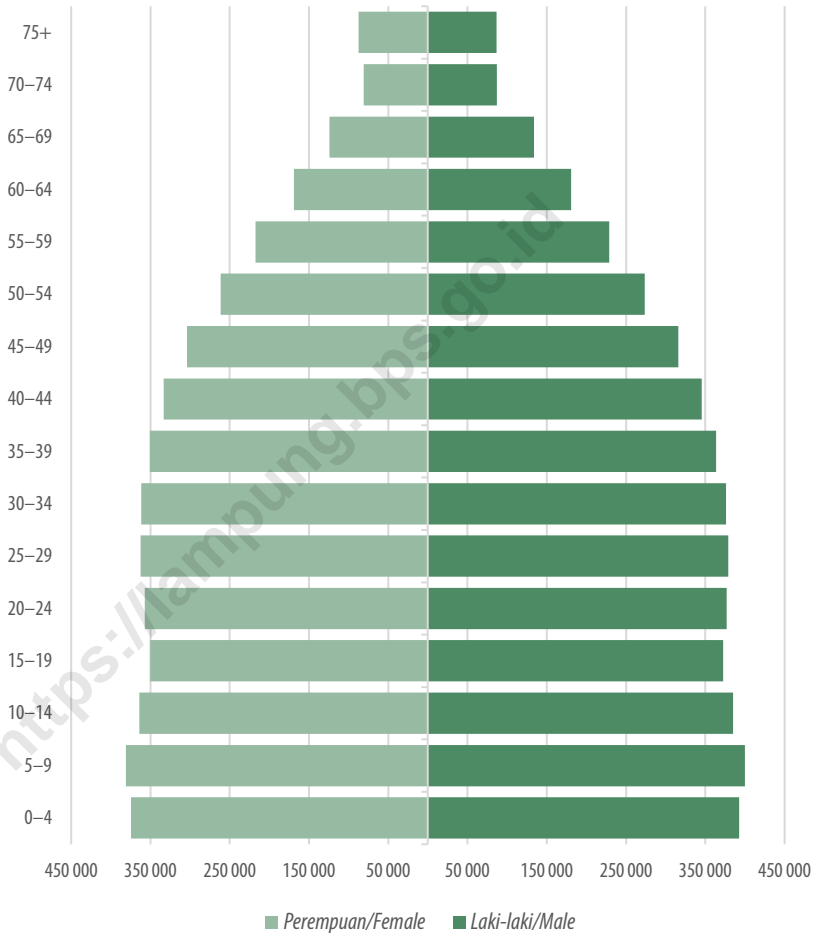
**DESCRIPTION**

*Lampung population 2022 based the result of interim population projection 2020-2023 (mid year/June) were 9,176,546 people consisting of 4,697,217 inhabitants of the male and 4,479,329 female. This compares with a total Lampung Province Population in 2020 based on the result of population census 2020, the Population growth of Lampung are 1.07 percent. While the magnitude of the sex ratio in 2022 the male population towards the female population are 104. Population density of Lampung Province in 2022 reached 273 people/km<sup>2</sup>. Population density in 15 regency/municipality are quite diverse with the highest population density of regency/municipality is located in the Bandar Lampung Municipality with the number of density are 6,585 people/km<sup>2</sup> and the lowest in Pesisir Barat Regency with 55 people/km<sup>2</sup>.*

*Labor Force Participation Rate in August 2021 of Lampung Province reached 70.06. The Unemployment Rate in the same period reached 4.52.*

**Gambar** 3.1  
**Figures**

**Piramida Penduduk Provinsi Lampung, 2022**  
**Lampung Province Population Pyramid, 2022**

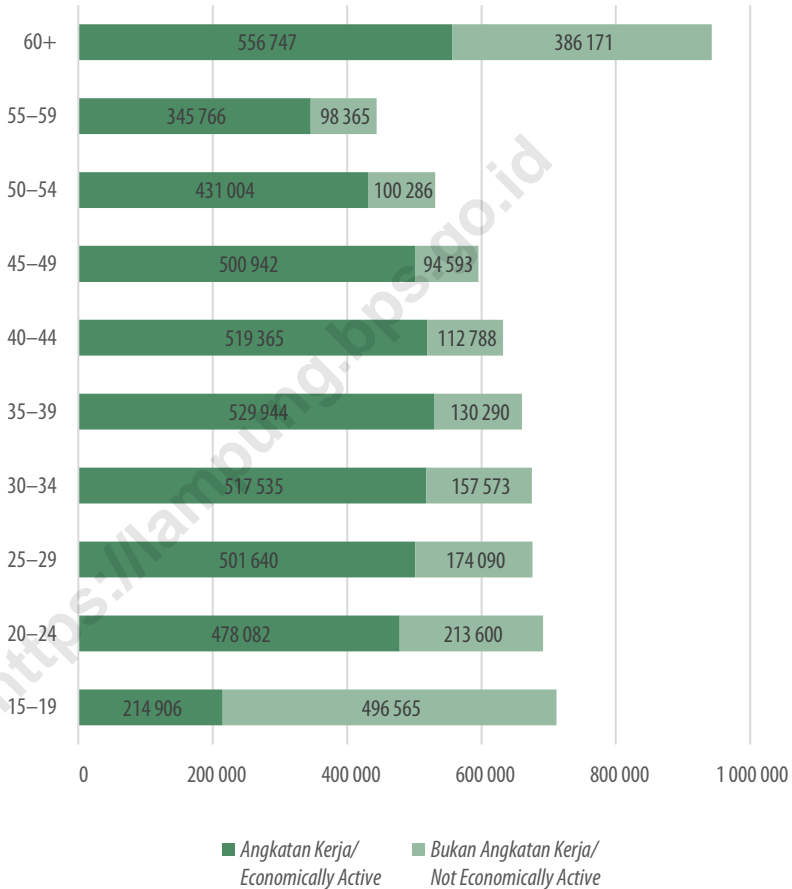


Catatan/Notes: Hasil Proyeksi Penduduk Interim 2020-2023 (pertengahan tahun/Juni)/The Result of Interim Population Projection 2020-2023 (mid year/June)

Sumber/Source: BPS/BPS-Statistics Indonesia

**Gambar 3.2**  
**Figures**

**Penduduk Berumur 15 Tahun ke Atas Menurut Kelompok Umur dan Jenis Kegiatan Selama Seminggu yang Lalu di Provinsi Lampung, 2022**  
*Population 15 Years of Age and Over by Age Group and Type of Activity During the Previous Week in Lampung Province, 2022*



Catatan/Notes: Menggunakan penimbang hasil proyeksi penduduk SUPAS 2015 / Uses a weighting of the population projection results from SUPAS 2015.

Sumber/Source: BPS, Survei Angkatan Kerja Nasional (Sakernas) Agustus/BPS-Statistics Indonesia, August National Labor Force Survey



### 3.1 PENDUDUK POPULATION

**Tabel** 3.1.1 **Penduduk, Laju Pertumbuhan Penduduk, Distribusi Persentase Penduduk, Kepadatan Penduduk, Rasio Jenis Kelamin Penduduk Menurut Kabupaten/Kota di Provinsi Lampung, 2021 dan 2022**  
*Population, Population Growth Rate, Percentage Distribution of Population, Population Density, and Population Sex Ratio by Regency/Municipality in Lampung Province, 2021 and 2022*

| Kabupaten/Kota<br>Regency/Municipality | Penduduk (ribu)<br>Population (thousand) |                   |
|----------------------------------------|------------------------------------------|-------------------|
|                                        | 2021 <sup>2</sup>                        | 2022 <sup>2</sup> |
| (1)                                    | (2)                                      | (3)               |
| Lampung Barat                          | 302 139                                  | 303 397           |
| Tanggamus                              | 640 275                                  | 652 898           |
| Lampung Selatan                        | 1 064 301                                | 1 081 115         |
| Lampung Timur                          | 1 110 340                                | 1 127 946         |
| Lampung Tengah                         | 1 460 045                                | 1 500 022         |
| Lampung Utara                          | 633 099                                  | 635 129           |
| Way Kanan                              | 473 575                                  | 481 036           |
| Tulang Bawang                          | 430 021                                  | 431 208           |
| Pesawaran                              | 477 468                                  | 487 153           |
| Pringsewu                              | 405 466                                  | 408 415           |
| Mesuji                                 | 227 518                                  | 232 685           |
| Tulang Bawang Barat                    | 286 162                                  | 289 620           |
| Pesisir Barat                          | 162 697                                  | 164 816           |
| Bandar Lampung                         | 1 166 066                                | 1 209 937         |
| Metro                                  | 168 676                                  | 171 169           |
| <b>Lampung</b>                         | <b>9 007 848</b>                         | <b>9 176 546</b>  |

Lanjutan Tabel/*Continued Table* 3.1.1

| Kabupaten/Kota<br><i>Regency/Municipality</i> | Laju Pertumbuhan Penduduk per Tahun<br><i>Annual Population Growth Rate (%)</i> |                        |
|-----------------------------------------------|---------------------------------------------------------------------------------|------------------------|
|                                               | 2010–2020 <sup>3</sup>                                                          | 2020–2022 <sup>4</sup> |
| (1)                                           | (4)                                                                             | (5)                    |
| Lampung Barat                                 | 0,83                                                                            | 0,24                   |
| Tanggamus                                     | 1,72                                                                            | 1,12                   |
| Lampung Selatan                               | 1,50                                                                            | 0,90                   |
| Lampung Timur                                 | 1,50                                                                            | 0,90                   |
| Lampung Tengah                                | 2,16                                                                            | 1,56                   |
| Lampung Utara                                 | 0,78                                                                            | 0,18                   |
| Way Kanan                                     | 1,50                                                                            | 0,90                   |
| Tulang Bawang                                 | 0,75                                                                            | 0,16                   |
| Pesawaran                                     | 1,76                                                                            | 1,15                   |
| Pringsewu                                     | 1,01                                                                            | 0,41                   |
| Mesuji                                        | 1,89                                                                            | 1,29                   |
| Tulang Bawang Barat                           | 1,29                                                                            | 0,69                   |
| Pesisir Barat                                 | 1,34                                                                            | 0,74                   |
| Bandar Lampung                                | 2,74                                                                            | 2,13                   |
| Metro                                         | 1,44                                                                            | 0,84                   |
| <b>Lampung</b>                                | <b>1,65</b>                                                                     | <b>1,07</b>            |

Lanjutan Tabel/Continued Table 3.1.1

| Kabupaten/Kota<br>Regency/Municipality | Persentase Penduduk<br>Percentage of Total Population |                   |
|----------------------------------------|-------------------------------------------------------|-------------------|
|                                        | 2020 <sup>1</sup>                                     | 2022 <sup>2</sup> |
| (1)                                    | (6)                                                   | (7)               |
| Lampung Barat                          | 3,35                                                  | 3,31              |
| Tanggamus                              | 7,11                                                  | 7,11              |
| Lampung Selatan                        | 11,82                                                 | 11,78             |
| Lampung Timur                          | 12,33                                                 | 12,29             |
| Lampung Tengah                         | 16,21                                                 | 16,35             |
| Lampung Utara                          | 7,03                                                  | 6,92              |
| Way Kanan                              | 5,26                                                  | 5,24              |
| Tulang Bawang                          | 4,77                                                  | 4,70              |
| Pesawaran                              | 5,30                                                  | 5,31              |
| Pringsewu                              | 4,50                                                  | 4,45              |
| Mesuji                                 | 2,53                                                  | 2,54              |
| Tulang Bawang Barat                    | 3,18                                                  | 3,16              |
| Pesisir Barat                          | 1,81                                                  | 1,80              |
| Bandar Lampung                         | 12,95                                                 | 13,19             |
| Metro                                  | 1,87                                                  | 1,87              |
| Lampung                                | 100,00                                                | 100,00            |

Lanjutan Tabel/*Continued Table* 3.1.1

| Kabupaten/Kota<br><i>Regency/Municipality</i> | Kepadatan Penduduk per km <sup>2</sup><br><i>Population Density per sq.km</i> |                   |
|-----------------------------------------------|-------------------------------------------------------------------------------|-------------------|
|                                               | 2020 <sup>1</sup>                                                             | 2022 <sup>2</sup> |
| (1)                                           | (8)                                                                           | (9)               |
| Lampung Barat                                 | 142,60                                                                        | 143,38            |
| Tanggamus                                     | 220,76                                                                        | 224,98            |
| Lampung Selatan                               | 479,53                                                                        | 487,24            |
| Lampung Timur                                 | 287,30                                                                        | 291,65            |
| Lampung Tengah                                | 321,31                                                                        | 329,75            |
| Lampung Utara                                 | 250,28                                                                        | 239,09            |
| Way Kanan                                     | 129,48                                                                        | 136,23            |
| Tulang Bawang                                 | 139,12                                                                        | 138,76            |
| Pesawaran                                     | 373,54                                                                        | 380,71            |
| Pringsewu                                     | 659,85                                                                        | 664,12            |
| Mesuji                                        | 103,17                                                                        | 105,74            |
| Tulang Bawang Barat                           | 222,57                                                                        | 226,01            |
| Pesisir Barat                                 | 54,45                                                                         | 55,05             |
| Bandar Lampung                                | 6.361,17                                                                      | 6.585,77          |
| Metro                                         | 2.305,89                                                                      | 2.338,05          |
| <b>Lampung</b>                                | <b>268,46</b>                                                                 | <b>273,31</b>     |

Lanjutan Tabel/Continued Table 3.1.1

| Kabupaten/Kota<br>Regency/Municipality | Rasio Jenis Kelamin<br>Population Sex Ratio |                   |
|----------------------------------------|---------------------------------------------|-------------------|
|                                        | 2020 <sup>1</sup>                           | 2022 <sup>2</sup> |
| (1)                                    | (10)                                        | (11)              |
| Lampung Barat                          | 108,09                                      | 107,80            |
| Tanggamas                              | 107,35                                      | 107,07            |
| Lampung Selatan                        | 104,85                                      | 104,58            |
| Lampung Timur                          | 103,88                                      | 103,62            |
| Lampung Tengah                         | 104,83                                      | 104,56            |
| Lampung Utara                          | 104,12                                      | 103,85            |
| Way Kanan                              | 105,28                                      | 105,00            |
| Tulang Bawang                          | 107,11                                      | 106,83            |
| Pesawaran                              | 106,28                                      | 106,00            |
| Pringsewu                              | 106,13                                      | 105,85            |
| Mesuji                                 | 106,82                                      | 106,54            |
| Tulang Bawang Barat                    | 104,68                                      | 104,41            |
| Pesisir Barat                          | 108,64                                      | 108,35            |
| Bandar Lampung                         | 103,94                                      | 103,67            |
| Metro                                  | 101,12                                      | 100,86            |
| <b>Lampung</b>                         | <b>105,14</b>                               | <b>104,86</b>     |

Catatan/Note: <sup>1</sup> Hasil (SP) Sensus Penduduk 2020 (September)/The result of 2020 Population Census (September)

<sup>2</sup> Hasil Proyeksi Penduduk Interim 2020-2023 (Pertengahan tahun/Juni)/The result of Interim Population Projection 2020-2023 (mid year/June)

<sup>3</sup> Laju pertumbuhan penduduk dihitung berdasarkan penduduk tahun 2010 (Mei) dibandingkan dengan penduduk tahun 2020 (September)/The growth rate refers to the change of the population in 2010 (may) to the population in 2020 (September)

<sup>4</sup> Laju pertumbuhan penduduk dihitung berdasarkan penduduk tahun 2020 (September) dibandingkan dengan penduduk tahun 2022 (Juni)/The growth rate refers to the change of the population in 2020 (September) to the population in 2022 (June)

<sup>5</sup> Luas wilayah berdasarkan Kementerian Dalam Negeri, Keputusan Menteri Dalam Negeri Nomor 050-145 Tahun 2022 tanggal 14 Februari 2022 Ministry of Home Affairs, The Decree of Home Affairs Minister Number 050-145 Year 2022, 14 February 2022

Sumber/Source: BPS/BPS-Statistics Indonesia

**Tabel**  
**Table** 3.1.2

**Jumlah Penduduk Menurut Kelompok Umur dan Jenis Kelamin di Provinsi Lampung, 2022**  
*Population by Age Groups and Sex in Lampung Province, 2022*

| Kelompok Umur<br>Age Groups | Jenis Kelamin/Sex |                     |                  |
|-----------------------------|-------------------|---------------------|------------------|
|                             | Laki-Laki<br>Male | Perempuan<br>Female | Jumlah<br>Total  |
| (1)                         | (2)               | (3)                 | (4)              |
| 0–4                         | 392 524           | 374 377             | 766 901          |
| 5–9                         | 399 939           | 380 956             | 780 895          |
| 10–14                       | 385 006           | 364 177             | 749 183          |
| 15–19                       | 372 685           | 350 317             | 723 002          |
| 20–24                       | 376 950           | 357 112             | 734 062          |
| 25–29                       | 378 953           | 362 256             | 741 209          |
| 30–34                       | 376 144           | 361 559             | 737 703          |
| 35–39                       | 363 533           | 350 665             | 714 198          |
| 40–44                       | 345 573           | 333 276             | 678 849          |
| 45–49                       | 315 815           | 304 027             | 619 842          |
| 50–54                       | 273 655           | 261 525             | 535 180          |
| 55–59                       | 228 772           | 217 510             | 446 282          |
| 60–64                       | 180 546           | 168 817             | 349 363          |
| 65–69                       | 133 724           | 124 347             | 258 071          |
| 70–74                       | 86 931            | 81 115              | 168 046          |
| 75+                         | 86 467            | 87 293              | 173 760          |
| <b>Jumlah/Total</b>         | <b>4 697 217</b>  | <b>4 479 329</b>    | <b>9 176 546</b> |

Catatan/Note: Hasil Proyeksi Penduduk Interim 2020-2023 (pertengahan tahun/Juni)/The Result of Interim Population Projection 2020-2023 (mid year/June)

Sumber/Source: BPS/BPS-Statistics Indonesia

### 3.2 KETENAGAKERJAAN EMPLOYMENT

**Tabel**  
**Table** 3.2.1

**Penduduk Berumur 15 Tahun ke Atas Menurut Kelompok Umur dan Jenis Kegiatan Selama Seminggu yang Lalu di Provinsi Lampung, 2022**

*Population 15 Years of Age and Over by Age Group and Type of Activity During the Previous Week in Lampung Province, 2022*

| Kelompok Umur<br>Age Group | Angkatan Kerja/Economically Active |                               |                                      |                 | Jumlah Angkatan Kerja<br>Total of Economically Active |
|----------------------------|------------------------------------|-------------------------------|--------------------------------------|-----------------|-------------------------------------------------------|
|                            | Bekerja<br>Working                 | Pengangguran<br>Unemployment  |                                      | Jumlah<br>Total |                                                       |
|                            |                                    | Pernah Bekerja<br>Ever Worked | Tidak Pernah Bekerja<br>Never Worked |                 |                                                       |
| (1)                        | (2)                                | (3)                           | (4)                                  | (5)             | (6)                                                   |
| 15–19                      | 176 576                            | 5 144                         | 33 186                               | 38 330          | 214 906                                               |
| 20–24                      | 413 311                            | 24 701                        | 40 070                               | 64 771          | 478 082                                               |
| 25–29                      | 469 094                            | 19 452                        | 13 094                               | 32 546          | 501 640                                               |
| 30–34                      | 499 696                            | 13 744                        | 4 095                                | 17 839          | 517 535                                               |
| 35–39                      | 514 796                            | 11 695                        | 3 453                                | 15 148          | 529 944                                               |
| 40–44                      | 508 069                            | 8 276                         | 3 020                                | 11 296          | 519 365                                               |
| 45–49                      | 493 290                            | 5 250                         | 2 402                                | 7 652           | 500 942                                               |
| 50–54                      | 426 118                            | 3 233                         | 1 653                                | 4 886           | 431 004                                               |
| 55–59                      | 339 687                            | 4 273                         | 1 806                                | 6 079           | 345 766                                               |
| 60+                        | 547 329                            | 6 913                         | 2 505                                | 9 418           | 556 747                                               |
| <b>Jumlah/Total</b>        | <b>4 387 966</b>                   | <b>102 681</b>                | <b>105 284</b>                       | <b>207 965</b>  | <b>4 595 931</b>                                      |

Lanjutan Tabel/*Continued Table* 3.2.1

| Kelompok Umur<br><i>Age Group</i> | Persentase Bekerja terhadap Angkatan Kerja<br><i>Percentage of Working to Economically Active</i> | Bukan Angkatan Kerja<br><i>Not Economically Active</i> |                                               |                          | Jumlah Bukan Angkatan Kerja<br><i>Total of Not Economically Active</i> |
|-----------------------------------|---------------------------------------------------------------------------------------------------|--------------------------------------------------------|-----------------------------------------------|--------------------------|------------------------------------------------------------------------|
|                                   |                                                                                                   | Sekolah Attending School                               | Mengurus Rumah Tangga<br><i>House-keeping</i> | Lainnya<br><i>Others</i> |                                                                        |
| (1)                               | (7)                                                                                               | (8)                                                    | (9)                                           | (10)                     | (11)                                                                   |
| 15–19                             | 82,16                                                                                             | 413 044                                                | 56 185                                        | 27 336                   | 496 565                                                                |
| 20–24                             | 86,45                                                                                             | 47 962                                                 | 141 487                                       | 24 151                   | 213 600                                                                |
| 25–29                             | 93,51                                                                                             | 2 539                                                  | 159 782                                       | 11 769                   | 174 090                                                                |
| 30–34                             | 96,55                                                                                             | –                                                      | 150 340                                       | 7 233                    | 157 573                                                                |
| 35–39                             | 97,14                                                                                             | –                                                      | 123 558                                       | 6 732                    | 130 290                                                                |
| 40–44                             | 97,83                                                                                             | –                                                      | 107 003                                       | 5 785                    | 112 788                                                                |
| 45–49                             | 98,47                                                                                             | –                                                      | 88 196                                        | 6 397                    | 94 593                                                                 |
| 50–54                             | 98,87                                                                                             | –                                                      | 91 011                                        | 9 275                    | 100 286                                                                |
| 55–59                             | 98,24                                                                                             | –                                                      | 87 765                                        | 10 600                   | 98 365                                                                 |
| 60+                               | 98,31                                                                                             | –                                                      | 257 085                                       | 129 086                  | 386 171                                                                |
| <b>Jumlah/Total</b>               | <b>95,48</b>                                                                                      | <b>463 545</b>                                         | <b>1 262 412</b>                              | <b>238 364</b>           | <b>1 964 321</b>                                                       |



Lanjutan Tabel/*Continued Table 3.2.1*

| <b>Kelompok Umur<br/>Age Group</b> | <b>Jumlah Total</b> | <b>Persentase Angkatan Kerja terhadap Penduduk Usia Kerja<br/>Percentage of Economically Active to Working Age Population</b> |
|------------------------------------|---------------------|-------------------------------------------------------------------------------------------------------------------------------|
| <b>(1)</b>                         | <b>(12)</b>         | <b>(13)</b>                                                                                                                   |
| 15–19                              | 711 471             | 30,21                                                                                                                         |
| 20–24                              | 691 682             | 69,12                                                                                                                         |
| 25–29                              | 675 730             | 74,24                                                                                                                         |
| 30–34                              | 675 108             | 76,66                                                                                                                         |
| 35–39                              | 660 234             | 80,27                                                                                                                         |
| 40–44                              | 632 153             | 82,16                                                                                                                         |
| 45–49                              | 595 535             | 84,12                                                                                                                         |
| 50–54                              | 531 290             | 81,12                                                                                                                         |
| 55–59                              | 444 131             | 77,85                                                                                                                         |
| 60+                                | 942 918             | 59,05                                                                                                                         |
| <b>Jumlah/Total</b>                | <b>6 560 252</b>    | <b>70,06</b>                                                                                                                  |

Catatan/*Note*: Menggunakan penimbang hasil proyeksi penduduk SUPAS 2015 / *Uses a weighting of the population projection results from SUPAS 2015.*

Sumber/*Source*: BPS, Survei Angkatan Kerja Nasional (Sakernas) Agustus/BPS-Statistics Indonesia, August National Labor Force Survey

**Tabel**  
**Table** 3.2.2

**Penduduk Berumur 15 Tahun ke Atas Menurut Kabupaten/Kota dan Jenis Kegiatan Selama Seminggu yang Lalu di Provinsi Lampung, 2022**  
**Population 15 Years of Age and Over by Regency/ Municipality and Type of Activity During the Previous Week in Lampung Province, 2022**

| Kabupaten/Kota<br>Regency/Municipality | Angkatan Kerja/Economically Active |                               |                                      |                 | Jumlah Angkatan Kerja<br>Total of Economically Active |
|----------------------------------------|------------------------------------|-------------------------------|--------------------------------------|-----------------|-------------------------------------------------------|
|                                        | Bekerja<br>Working                 | Pengangguran<br>Unemployment  |                                      | Jumlah<br>Total |                                                       |
|                                        |                                    | Pernah Bekerja<br>Ever Worked | Tidak Pernah Bekerja<br>Never Worked |                 |                                                       |
| (1)                                    | (2)                                | (3)                           | (4)                                  | (5)             | (6)                                                   |
| Lampung Barat                          | 189 970                            | –                             | –                                    | 4 083           | 194 053                                               |
| Tanggamus                              | 306 824                            | 3 332                         | 8 458                                | 11 790          | 318 614                                               |
| Lampung Selatan                        | 482 059                            | 13 264                        | 13 755                               | 27 019          | 509 078                                               |
| Lampung Timur                          | 546 044                            | 7 167                         | 11 446                               | 18 613          | 564 657                                               |
| Lampung Tengah                         | 741 282                            | 20 744                        | 6 610                                | 27 354          | 768 636                                               |
| Lampung Utara                          | 278 121                            | 5 247                         | 12 987                               | 18 234          | 296 355                                               |
| Way Kanan                              | 240 541                            | –                             | 3 477                                | 8 167           | 248 708                                               |
| Tulang Bawang                          | 217 660                            | 3 609                         | –                                    | 7 941           | 225 601                                               |
| Pesawaran                              | 232 342                            | 5 545                         | 6 826                                | 12 371          | 244 713                                               |
| Pringsewu                              | 217 033                            | 5 647                         | 5 215                                | 10 862          | 227 895                                               |
| Mesuji                                 | 103 977                            | 1 073                         | 2 385                                | 3 458           | 107 435                                               |
| Tulang Bawang Barat                    | 142 522                            | –                             | 2 437                                | 6 123           | 148 645                                               |
| Pesisir Barat                          | 78 786                             | –                             | 1 876                                | 3 053           | 81 839                                                |
| Bandar Lampung                         | 522 166                            | 24 237                        | 20 635                               | 44 872          | 567 038                                               |
| Metro                                  | 88 639                             | 2 252                         | 1 773                                | 4 025           | 92 664                                                |
| <b>Lampung</b>                         | <b>4 387 966</b>                   | <b>102 681</b>                | <b>105 284</b>                       | <b>207 965</b>  | <b>4 595 931</b>                                      |

Lanjutan Tabel/Continued Table 3.2.2

| Kabupaten/Kota<br>Regency/Municipality | Persentase<br>Bekerja<br>terhadap<br>Angkatan<br>Kerja<br>Percentage of<br>Working to<br>Economically<br>Active | Bukan Angkatan Kerja<br>Not Economically Active |                                                  |                   | Jumlah Bukan<br>Angkatan Kerja<br>Total of Not<br>Economically<br>Active |
|----------------------------------------|-----------------------------------------------------------------------------------------------------------------|-------------------------------------------------|--------------------------------------------------|-------------------|--------------------------------------------------------------------------|
|                                        |                                                                                                                 | Sekolah<br>Attending<br>School                  | Mengurus<br>Rumah<br>Tangga<br>House-<br>keeping | Lainnya<br>Others |                                                                          |
| (1)                                    | (7)                                                                                                             | (8)                                             | (9)                                              | (10)              | (11)                                                                     |
| Lampung Barat                          | 97,90                                                                                                           | 15 047                                          | 19 867                                           | 4 361             | 39 275                                                                   |
| Tanggamus                              | 96,30                                                                                                           | 31 960                                          | 93 137                                           | 18 635            | 143 732                                                                  |
| Lampung Selatan                        | 94,69                                                                                                           | 56 363                                          | 176 729                                          | 31 522            | 264 614                                                                  |
| Lampung Timur                          | 96,70                                                                                                           | 55 837                                          | 160 506                                          | 36 827            | 253 170                                                                  |
| Lampung Tengah                         | 96,44                                                                                                           | 50 769                                          | 148 845                                          | 33 248            | 232 862                                                                  |
| Lampung Utara                          | 93,85                                                                                                           | 39 013                                          | 104 817                                          | 23 159            | 166 989                                                                  |
| Way Kanan                              | 96,72                                                                                                           | 20 680                                          | 66 749                                           | 9 948             | 97 377                                                                   |
| Tulang Bawang                          | 96,48                                                                                                           | 24 198                                          | 87 479                                           | 5 350             | 117 027                                                                  |
| Pesawaran                              | 94,94                                                                                                           | 21 171                                          | 62 231                                           | 15 239            | 98 641                                                                   |
| Pringsewu                              | 95,23                                                                                                           | 16 951                                          | 54 158                                           | 12 457            | 83 566                                                                   |
| Mesuji                                 | 96,78                                                                                                           | 11 256                                          | 31 069                                           | 2 736             | 45 061                                                                   |
| Tulang Bawang Barat                    | 95,88                                                                                                           | 15 920                                          | 41 038                                           | 6 113             | 63 071                                                                   |
| Pesisir Barat                          | 96,27                                                                                                           | 8 298                                           | 21 329                                           | 3 362             | 32 989                                                                   |
| Bandar Lampung                         | 92,09                                                                                                           | 83 109                                          | 169 136                                          | 30 822            | 283 067                                                                  |
| Metro                                  | 95,66                                                                                                           | 12 973                                          | 25 322                                           | 4 585             | 42 880                                                                   |
| Lampung                                | <b>95,48</b>                                                                                                    | <b>463 545</b>                                  | <b>1 262 412</b>                                 | <b>238 364</b>    | <b>1 964 321</b>                                                         |

Lanjutan Tabel/*Continued Table* 3.2.2

| Kabupaten/Kota<br><i>Regency/Municipality</i> | Jumlah<br><i>Total</i> | Persentase Angkatan Kerja<br>terhadap Penduduk Usia Kerja<br><i>Percentage of Economically<br/>Active to Working Age Population</i> |
|-----------------------------------------------|------------------------|-------------------------------------------------------------------------------------------------------------------------------------|
| (1)                                           | (12)                   | (13)                                                                                                                                |
| Lampung Barat                                 | 233 328                | 83,17                                                                                                                               |
| Tanggamus                                     | 462 346                | 68,91                                                                                                                               |
| Lampung Selatan                               | 773 692                | 65,80                                                                                                                               |
| Lampung Timur                                 | 817 827                | 69,04                                                                                                                               |
| Lampung Tengah                                | 1 001 498              | 76,75                                                                                                                               |
| Lampung Utara                                 | 463 344                | 63,96                                                                                                                               |
| Way Kanan                                     | 346 085                | 71,86                                                                                                                               |
| Tulang Bawang                                 | 342 628                | 65,84                                                                                                                               |
| Pesawaran                                     | 343 354                | 71,27                                                                                                                               |
| Pringsewu                                     | 311 461                | 73,17                                                                                                                               |
| Mesuji                                        | 152 496                | 70,45                                                                                                                               |
| Tulang Bawang Barat                           | 211 716                | 70,21                                                                                                                               |
| Pesisir Barat                                 | 114 828                | 71,27                                                                                                                               |
| Bandar Lampung                                | 850 105                | 66,70                                                                                                                               |
| Metro                                         | 135 544                | 68,36                                                                                                                               |
| <b>Lampung</b>                                | <b>6 560 252</b>       | <b>70,06</b>                                                                                                                        |

Catatan/*Note*: Menggunakan penimbang hasil proyeksi penduduk SUPAS 2015 / *Uses a weighting of the population projection results from SUPAS 2015.*

Sumber/*Source*: BPS, Survei Angkatan Kerja Nasional (Sakernas) Agustus/BPS-Statistics Indonesia, August National Labor Force Survey

**Tabel**  
**Table** 3.2.3

**Jumlah Penduduk Berumur 15 Tahun Keatas Menurut Jenis Kegiatan Selama Seminggu yang Lalu dan Jenis Kelamin di Provinsi Lampung, 2022**  
*Population Aged 15 Years and Over by Type of Activity During The Previous Week and Sex in Lampung Provinsi Lampung, 2022*

| Kegiatan Utama<br><i>Main Activity</i>                      | Jenis Kelamin/Sex        |                            |                        |
|-------------------------------------------------------------|--------------------------|----------------------------|------------------------|
|                                                             | Laki-Laki<br><i>Male</i> | Perempuan<br><i>Female</i> | Jumlah<br><i>Total</i> |
| (1)                                                         | (2)                      | (3)                        | (4)                    |
| <b>Angkatan Kerja</b><br><i>Economically Active</i>         | 2 879 580                | 1 716 351                  | 4 595 931              |
| Bekerja/ <i>Working</i>                                     | 2 761 607                | 1 626 359                  | 4 387 966              |
| Pengangguran Terbuka<br><i>Unemployment</i>                 | 117 973                  | 89 992                     | 207 965                |
| <b>Bukan Angkatan Kerja</b><br><i>Economically Inactive</i> | 475 204                  | 1 489 117                  | 1 964 321              |
| Sekolah/ <i>Attending School</i>                            | 226 697                  | 236 848                    | 463 545                |
| Mengurus Rumah Tangga<br><i>Housekeeping</i>                | 96 991                   | 1 165 421                  | 1 262 412              |
| Lainnya/ <i>Others</i>                                      | 151 516                  | 86 848                     | 238 364                |
| <b>Jumlah/Total</b>                                         | <b>3 354 784</b>         | <b>3 205 468</b>           | <b>6 560 252</b>       |

Catatan/Note: Menggunakan penimbang hasil proyeksi penduduk SUPAS 2015 / *Uses a weighting of the population projection results from SUPAS 2015.*

Sumber/Source: BPS, Survei Angkatan Kerja Nasional (Sakernas) Agustus/BPS-Statistics Indonesia, August National Labor Force Survey

**Tabel**  
**Table** 3.2.4

**Penduduk Berumur 15 Tahun ke Atas Menurut Pendidikan Tertinggi yang Ditamatkan dan Jenis Kegiatan Selama Seminggu yang Lalu di Provinsi Lampung, 2022**  
*Population 15 Years of Age and Over by Educational Attainment and Type of Activity During the Previous Week in Lampung Province, 2022*

| Pendidikan Tertinggi yang Ditamatkan <sup>1</sup><br><i>Educational Attainment<sup>1</sup></i> | Angkatan Kerja/ <i>Economically Active</i> |                                      |                                             |                | Jumlah Angkatan Kerja<br><i>Total of Economically Active</i> |
|------------------------------------------------------------------------------------------------|--------------------------------------------|--------------------------------------|---------------------------------------------|----------------|--------------------------------------------------------------|
|                                                                                                | Bekerja<br><i>Working</i>                  | Pengangguran<br><i>Unemployment</i>  |                                             | Jumlah Total   |                                                              |
|                                                                                                |                                            | Pernah Bekerja<br><i>Ever Worked</i> | Tidak Pernah Bekerja<br><i>Never Worked</i> |                |                                                              |
| (1)                                                                                            | (2)                                        | (3)                                  | (4)                                         | (5)            | (6)                                                          |
| 0                                                                                              | 1 771 101                                  | 32 063                               | 17 769                                      | 49 832         | 1 820 933                                                    |
| 1                                                                                              | 1 029 867                                  | 24 240                               | 12 826                                      | 37 066         | 1 066 933                                                    |
| 2                                                                                              | 1 215 503                                  | 38 651                               | 61 807                                      | 100 458        | 1 315 961                                                    |
| 3                                                                                              | 371 495                                    | 7 727                                | 12 882                                      | 20 609         | 392 104                                                      |
| <b>Jumlah/Total</b>                                                                            | <b>4 387 966</b>                           | <b>102 681</b>                       | <b>105 284</b>                              | <b>207 965</b> | <b>4 595 931</b>                                             |

Lanjutan Tabel/Continued Table 3.2.4

| Pendidikan Tertinggi yang Ditamatkan <sup>1</sup><br><i>Educational Attainment<sup>1</sup></i> | Persentase Bekerja terhadap Angkatan Kerja<br><i>Percentage of Working to Economically Active</i> | Bukan Angkatan Kerja<br><i>Not Economically Active</i> |                                               |                          | Jumlah Bukan Angkatan Kerja<br><i>Total of Not Economically Active</i> |
|------------------------------------------------------------------------------------------------|---------------------------------------------------------------------------------------------------|--------------------------------------------------------|-----------------------------------------------|--------------------------|------------------------------------------------------------------------|
|                                                                                                |                                                                                                   | Sekolah<br><i>Attending School</i>                     | Mengurus Rumah Tangga<br><i>House-keeping</i> | Lainnya<br><i>Others</i> |                                                                        |
| (1)                                                                                            | (7)                                                                                               | (8)                                                    | (9)                                           | (10)                     | (11)                                                                   |
| 0                                                                                              | 97,26                                                                                             | 51 831                                                 | 546 984                                       | 149 052                  | 747 867                                                                |
| 1                                                                                              | 96,53                                                                                             | 331 496                                                | 313 125                                       | 29 228                   | 673 849                                                                |
| 2                                                                                              | 92,37                                                                                             | 77 761                                                 | 340 725                                       | 50 527                   | 469 013                                                                |
| 3                                                                                              | 94,74                                                                                             | 2 457                                                  | 61 578                                        | 9 557                    | 73 592                                                                 |
| <b>Jumlah/Total</b>                                                                            | <b>95,48</b>                                                                                      | <b>463 545</b>                                         | <b>1 262 412</b>                              | <b>238 364</b>           | <b>1 964 321</b>                                                       |

Lanjutan Tabel/*Continued Table* 3.2.4

| Pendidikan Tertinggi yang Ditatamatkan <sup>1</sup><br><i>Educational Attainment <sup>1</sup></i> | Jumlah Total     | Persentase Angkatan Kerja terhadap Penduduk Usia Kerja<br><i>Percentage of Economically Active to Working Age Population</i> |
|---------------------------------------------------------------------------------------------------|------------------|------------------------------------------------------------------------------------------------------------------------------|
| (1)                                                                                               | (12)             | (13)                                                                                                                         |
| 0                                                                                                 | 2 568 800        | 70,89                                                                                                                        |
| 1                                                                                                 | 1 740 782        | 61,29                                                                                                                        |
| 2                                                                                                 | 1 784 974        | 73,72                                                                                                                        |
| 3                                                                                                 | 465 696          | 84,20                                                                                                                        |
| <b>Jumlah/Total</b>                                                                               | <b>6 560 252</b> | <b>70,06</b>                                                                                                                 |

Catatan/Note: <sup>1</sup> 0. ≤ Sekolah Dasar (SD)/≤ *Primary School*  
 1. Sekolah Menengah Pertama/*Junior High School*  
 2. Sekolah Menengah Atas/*Senior High School*  
 3. Perguruan Tinggi/*Collage*

Menggunakan penimbang hasil proyeksi penduduk SUPAS 2015 / *Uses a weighting of the population projection results from SUPAS 2015.*

Sumber/Source: BPS, Survei Angkatan Kerja Nasional (Sakernas) Agustus/BPS-Statistics Indonesia, August National Labor Force Survey



**Tabel**  
**Table** 3.2.5

**Penduduk Berumur 15 Tahun Ke Atas yang Bekerja Selama Seminggu yang Lalu Menurut Status Pekerjaan Utama dan Lapangan Pekerjaan Utama, 2022**  
**Population 15 Years of Age and Over who Worked During The Previous Week by Main Employment Status and Main Industry, 2022**

| Status Pekerjaan Utama<br>Main Employment Status                                                                     | Lapangan Pekerjaan Utama <sup>1</sup> /Main Industry <sup>1</sup> |               |                |               |                |
|----------------------------------------------------------------------------------------------------------------------|-------------------------------------------------------------------|---------------|----------------|---------------|----------------|
|                                                                                                                      | A                                                                 | B             | C              | DE            | F              |
| (1)                                                                                                                  | (2)                                                               | (3)           | (4)            | (5)           | (6)            |
| Berusaha sendiri/ <i>Own account worker</i>                                                                          | 382 403                                                           | 2 564         | 59 402         | 6 414         | 5 699          |
| Berusaha dibantu buruh tidak tetap/buruh tidak dibayar<br><i>Employer assisted by temporary worker/unpaid worker</i> | 557 851                                                           | 222           | 60 822         | 2 987         | 2 251          |
| Berusaha dibantu buruh tetap/buruh dibayar<br><i>Employer assisted by permanent worker/paid worker</i>               | 34 180                                                            | 374           | 17 703         | 402           | 6 602          |
| Buruh/Karyawan/Pegawai/ <i>Employee</i>                                                                              | 119 141                                                           | 7 518         | 171 981        | 9 225         | 77 658         |
| Pekerja bebas/ <i>Casual worker</i>                                                                                  | 317 382                                                           | 6 453         | 30 404         | 3 157         | 122 993        |
| Pekerja keluarga/tak dibayar<br><i>Family worker/unpaid worker</i>                                                   | 503 176                                                           | -             | 69 317         | 3 264         | 1 464          |
| <b>Jumlah/Total</b>                                                                                                  | <b>1 914 133</b>                                                  | <b>17 131</b> | <b>409 629</b> | <b>25 449</b> | <b>216 667</b> |

Lanjutan Tabel/*Continued Table* 3.2.5

| Status Pekerjaan Utama<br><i>Main Employment Status</i>                                                              | Lapangan Pekerjaan Utama <sup>1</sup> / <i>Main Industry</i> <sup>1</sup> |                |               |               |                |
|----------------------------------------------------------------------------------------------------------------------|---------------------------------------------------------------------------|----------------|---------------|---------------|----------------|
|                                                                                                                      | G                                                                         | HJ             | I             | KLMN          | O              |
| (1)                                                                                                                  | (7)                                                                       | (8)            | (9)           | (10)          | (11)           |
| Berusaha sendiri/ <i>Own account worker</i>                                                                          | 247 943                                                                   | 102 815        | 4 676         | 9 048         | –              |
| Berusaha dibantu buruh tidak tetap/buruh tidak dibayar<br><i>Employer assisted by temporary worker/unpaid worker</i> | 192 365                                                                   | 48 233         | 1 686         | 4 402         | –              |
| Berusaha dibantu buruh tetap/buruh dibayar<br><i>Employer assisted by permanent worker/paid worker</i>               | 33 277                                                                    | 10 990         | –             | 3 381         | –              |
| Buruh/Karyawan/Pegawai/ <i>Employee</i>                                                                              | 179 155                                                                   | 110 272        | 9 420         | 44 992        | 120 485        |
| Pekerja bebas/ <i>Casual worker</i>                                                                                  | 35 525                                                                    | 25 718         | 1 089         | 3 095         | –              |
| Pekerja keluarga/tak dibayar<br><i>Family worker/unpaid worker</i>                                                   | 177 702                                                                   | 32.897         | 2 007         | 2 828         | –              |
| <b>Jumlah/Total</b>                                                                                                  | <b>865 967</b>                                                            | <b>330 925</b> | <b>18 878</b> | <b>67 746</b> | <b>120 485</b> |

Lanjutan Tabel/Continued Table 3.2.5

| Status Pekerjaan Utama<br><i>Main Employment Status</i>                                                              | Lapangan Pekerjaan Utama <sup>1</sup> / <i>Main Industry<sup>1</sup></i> |               |                | Jumlah<br><i>Total</i> |
|----------------------------------------------------------------------------------------------------------------------|--------------------------------------------------------------------------|---------------|----------------|------------------------|
|                                                                                                                      | P                                                                        | Q             | R,S,T,U        |                        |
| (1)                                                                                                                  | (12)                                                                     | (13)          | (14)           | (15)                   |
| Berusaha sendiri/ <i>Own account worker</i>                                                                          | 4 702                                                                    | 9 168         | 43 376         | 878 210                |
| Berusaha dibantu buruh tidak tetap/buruh tidak dibayar<br><i>Employer assisted by temporary worker/unpaid worker</i> | 1 729                                                                    | 11 583        | 5 830          | 889 961                |
| Berusaha dibantu buruh tetap/buruh dibayar<br><i>Employer assisted by permanent worker/paid worker</i>               | 1 794                                                                    | 2 106         | 4 124          | 114 933                |
| Buruh/Karyawan/Pegawai/ <i>Employee</i>                                                                              | 180 861                                                                  | 39 664        | 64 656         | 1 135 028              |
| Pekerja bebas/ <i>Casual worker</i>                                                                                  | 531                                                                      | 807           | 14 796         | 561 950                |
| Pekerja keluarga/tak dibayar<br><i>Family worker/unpaid worker</i>                                                   | 2 035                                                                    | -             | 13 194         | 807 884                |
| <b>Jumlah/Total</b>                                                                                                  | <b>191 652</b>                                                           | <b>63 328</b> | <b>145 976</b> | <b>4 387 966</b>       |

Catatan/Note: <sup>1</sup> A. Pertanian, Kehutanan, Perikanan/*Agriculture, Forestry, and Fishing*  
 B. Pertambangan dan Penggalian/*Mining and Quarrying*  
 C. Industri Pengolahan/*Manufacturing*  
 D. Pengadaan Listrik dan Gas/*Electricity and Gas*  
 E. Pengadaan Air; Pengelolaan Sampah, Limbah, dan Daur Ulang/*Water Supply; Sewerage, Waste Management, and Remediation Activities*  
 F. Konstruksi/*Construction*  
 G. Perdagangan Besar dan Eceran; Reparasi Mobil dan Sepeda Motor/*Wholesale and Retail Trade; Repair of Motor Vehicles and Motorcycles*  
 H. Transportasi dan Pergudangan/*Transportation and Storage*  
 I. Penyediaan Akomodasi dan Makan Minum/*Accommodation and Food Service Activities*  
 J. Informasi dan Komunikasi/*Information and Communication*  
 K. Jasa Keuangan dan Asuransi/*Financial and Insurance Activities*  
 L. Real Estat/*Real Estate Activities*  
 M, N Jasa Perusahaan/*Business Activities*  
 O. Administrasi Pemerintahan, Pertahanan, dan Jaminan Sosial Wajib/*Public Administration and Defence; Compulsory Social Security*  
 P. Jasa Pendidikan/*Education*  
 Q. Jasa Kesehatan dan Kegiatan Sosial/*Human Health and Social Work Activities*  
 R, S, T, U Jasa Lainnya/*Other Services Activities*

Sumber/Source: BPS, Survei Angkatan Kerja Nasional (Sakernas) Agustus/BPS-Statistics Indonesia, August National Labor Force Survey

**Tabel** 3.2.6  
**Table**

**Penduduk Berumur 15 Tahun Ke Atas yang Bekerja Selama Seminggu yang Lalu Menurut Status Pekerjaan Utama dan Jenis Kelamin di Provinsi Lampung, 2022**  
**Population 15 Years of Age and Over who Worked During The Previous Week by Main Employment Status and Sex in Lampung Province, 2022**

| <b>Status Pekerjaan Utama</b><br><b>Main Employment Status</b>                                                       | <b>Laki-Laki</b><br><b>Male</b> | <b>Perempuan</b><br><b>Female</b> | <b>Jumlah</b><br><b>Total</b> |
|----------------------------------------------------------------------------------------------------------------------|---------------------------------|-----------------------------------|-------------------------------|
| (1)                                                                                                                  | (2)                             | (3)                               | (4)                           |
| Berusaha sendiri<br><i>Own account worker</i>                                                                        | 602 466                         | 275 744                           | 878 210                       |
| Berusaha dibantu buruh tidak tetap/buruh tidak dibayar<br><i>Employer assisted by temporary worker/unpaid worker</i> | 666 232                         | 223 729                           | 889 961                       |
| Berusaha dibantu buruh tetap/buruh dibayar<br><i>Employer assisted by permanent worker/paid worker</i>               | 90 986                          | 23 947                            | 114 933                       |
| Buruh/Karyawan/Pegawai/ <i>Employee</i>                                                                              | 727 884                         | 407 144                           | 1 135 028                     |
| Pekerja Bebas<br><i>Casual Worker</i>                                                                                | 456 446                         | 105 504                           | 561 950                       |
| Pekerja keluarga/tak dibayar<br><i>Family worker/unpaid worker</i>                                                   | 217 593                         | 590 291                           | 807 884                       |
| <b>Jumlah/Total</b>                                                                                                  | <b>2 761 607</b>                | <b>1 626 359</b>                  | <b>4 387 966</b>              |

Sumber/Source: BPS, Survei Angkatan Kerja Nasional (Sakernas) Agustus/BPS-Statistics Indonesia, August National Labor Force Survey

**Tabel**  
**Table** 3.2.7

**Penduduk Berumur 15 Tahun ke Atas yang Bekerja Selama Seminggu yang Lalu Menurut Jumlah Jam Kerja pada Pekerjaan Utama dan Lapangan Pekerjaan Utama, 2022**  
*Population 15 Years of Age and Over who Worked During The Previous Week by Total Working Hours on Main Job and Main Industry, 2022*

| Jumlah Jam Kerja pada Pekerjaan Utama<br><i>Total Working Hours on Main Job (jam/hours)</i> | Lapangan Pekerjaan Utama <sup>1</sup> / <i>Main Industry<sup>1</sup></i> |               |                |               |                |
|---------------------------------------------------------------------------------------------|--------------------------------------------------------------------------|---------------|----------------|---------------|----------------|
|                                                                                             | A                                                                        | B             | C              | DE            | F              |
| (1)                                                                                         | (2)                                                                      | (3)           | (4)            | (5)           | (6)            |
| 0 <sup>2</sup>                                                                              | 41 251                                                                   | –             | 11 413         | –             | 5 504          |
| 1–14                                                                                        | 303 216                                                                  | 926           | 41 385         | 1 742         | 2 863          |
| 15–34                                                                                       | 822 013                                                                  | 4 856         | 97 023         | 4 342         | 19 496         |
| 35+                                                                                         | 747 653                                                                  | 11 349        | 259 808        | 19 365        | 188 804        |
| <b>Jumlah/Total</b>                                                                         | <b>1 914 133</b>                                                         | <b>17 131</b> | <b>409 629</b> | <b>25 449</b> | <b>216 667</b> |

Lanjutan Tabel/*Continued Table* 3.2.7

| Jumlah Jam Kerja pada Pekerjaan Utama<br><i>Total Working Hours on Main Job (jam/hours)</i> | Lapangan Pekerjaan Utama <sup>1</sup> / <i>Main Industry<sup>1</sup></i> |                |               |               |                |
|---------------------------------------------------------------------------------------------|--------------------------------------------------------------------------|----------------|---------------|---------------|----------------|
|                                                                                             | G                                                                        | H,J            | I             | K,L,M,N       | O              |
| (1)                                                                                         | (7)                                                                      | (8)            | (9)           | (10)          | (11)           |
| 0 <sup>2</sup>                                                                              | 9 014                                                                    | 7 855          | 337           | 1 669         | 751            |
| 1–14                                                                                        | 92 765                                                                   | 23 689         | 771           | 6 040         | 5 628          |
| 15–34                                                                                       | 178 787                                                                  | 70 724         | 4 301         | 11 116        | 28 087         |
| 35+                                                                                         | 585 401                                                                  | 228 657        | 13 469        | 48 921        | 86 019         |
| <b>Jumlah/Total</b>                                                                         | <b>865 967</b>                                                           | <b>330 925</b> | <b>18 878</b> | <b>67 746</b> | <b>120 485</b> |

Lanjutan Tabel/Continued Table 3.2.7

| Jumlah Jam Kerja pada Pekerjaan Utama<br><i>Total Working Hours on Main Job (jam/hours)</i> | Lapangan Pekerjaan Utama <sup>1</sup> /Main Industry <sup>1</sup> |               |                | Jumlah Total     |
|---------------------------------------------------------------------------------------------|-------------------------------------------------------------------|---------------|----------------|------------------|
|                                                                                             | P                                                                 | Q             | R,S,T,U        |                  |
| (1)                                                                                         | (12)                                                              | (13)          | (14)           | (15)             |
| 0 <sup>2</sup>                                                                              | 1 595                                                             | 2 909         | 4 427          | 86 725           |
| 1–14                                                                                        | 18 159                                                            | 10 326        | 26 689         | 534 199          |
| 15–34                                                                                       | 94 218                                                            | 13 700        | 37 316         | 1 385 979        |
| 35+                                                                                         | 77 680                                                            | 36 393        | 77 544         | 2 381 063        |
| <b>Jumlah/Total</b>                                                                         | <b>191 652</b>                                                    | <b>63 328</b> | <b>145 976</b> | <b>4 387 966</b> |

Catatan/Note: <sup>1</sup> A. Pertanian, Kehutanan, Perikanan/Agriculture, Forestry, and Fishing  
 B. Pertambangan dan Penggalian/Mining and Quarrying  
 C. Industri Pengolahan/Manufacturing  
 D. Pengadaan Listrik dan Gas/Electricity and Gas  
 E. Pengadaan Air; Pengelolaan Sampah, Limbah, dan Daur Ulang/Water Supply; Sewerage, Waste Management, and Remediation Activities  
 F. Konstruksi/Construction  
 G. Perdagangan Besar dan Eceran; Reparasi Mobil dan Sepeda Motor/Wholesale and Retail Trade; Repair of Motor Vehicles and Motorcycles  
 H. Transportasi dan Pergudangan/Transportation and Storage  
 I. Penyediaan Akomodasi dan Makan Minum/Accommodation and Food Service Activities  
 J. Informasi dan Komunikasi/Information and Communication  
 K. Jasa Keuangan dan Asuransi/Financial and Insurance Activities  
 L. Real Estat/Real Estate Activities  
 M, N Jasa Perusahaan/Business Activities  
 O. Administrasi Pemerintahan, Pertahanan, dan Jaminan Sosial Wajib/Public Administration and Defence; Compulsory Social Security  
 P. Jasa Pendidikan/Education  
 Q. Jasa Kesehatan dan Kegiatan Sosial/Human Health and Social Work Activities  
 R, S, T, U Jasa Lainnya/Other Services Activities

Sumber/Source: BPS, Survei Angkatan Kerja Nasional (Sakernas) Agustus/BPS-Statistics Indonesia, August National Labor Force Survey

**Tabel**  
**Table** 3.2.8

**Penduduk Berumur 15 Tahun ke Atas yang Bekerja Selama Seminggu yang Lalu Menurut Lapangan Pekerjaan Utama dan Pendidikan Tertinggi yang Ditamatkan, 2022**  
**Population 15 Years of Age and Over who Worked During The Previous Week by Main Industry and Educational Attainment, 2022**

| Lapangan Pekerjaan Utama <sup>1</sup><br>Main Industry <sup>1</sup> | Pendidikan Tertinggi yang Ditamatkan/Educational Attainment |                           |                           |                             | Jumlah Total |
|---------------------------------------------------------------------|-------------------------------------------------------------|---------------------------|---------------------------|-----------------------------|--------------|
|                                                                     | ≤ SD<br>≤ Primary School                                    | SMP<br>Junior High School | SMA<br>Senior High School | Perguruan Tinggi<br>College |              |
| (1)                                                                 | (2)                                                         | (3)                       | (4)                       | (5)                         | (6)          |
| A                                                                   | 1 068 606                                                   | 484 750                   | 343 079                   | 17 698                      | 1 914 133    |
| B                                                                   | 8 043                                                       | 5 302                     | 3 366                     | 420                         | 17 131       |
| C                                                                   | 157 685                                                     | 108 524                   | 126 797                   | 16 623                      | 409 629      |
| D, E                                                                | 12 386                                                      | 4 747                     | 4 827                     | 3 489                       | 25 449       |
| F                                                                   | 89 439                                                      | 68 552                    | 53 163                    | 5 513                       | 216 667      |
| G                                                                   | 269 468                                                     | 200 692                   | 347 481                   | 48 326                      | 865 967      |
| H, J                                                                | 94 284                                                      | 89 415                    | 135 352                   | 11 874                      | 330 925      |
| I                                                                   | —                                                           | 2 052                     | 14 397                    | 2 429                       | 18 878       |
| K, L, M, N                                                          | 6 877                                                       | 4 988                     | 31 837                    | 24 044                      | 67 746       |
| O                                                                   | 3 303                                                       | 4 002                     | 53 515                    | 59 665                      | 120 485      |
| P                                                                   | 3 563                                                       | 2 983                     | 43 874                    | 141 232                     | 191 652      |



Lanjutan Tabel/Continued Table 3.2.8

| Lapangan<br>Pekerjaan Utama <sup>1</sup><br><i>Main Industry<sup>1</sup></i> | Pendidikan Tertinggi yang Ditamatkan/ <i>Educational Attainment</i> |                                      |                                      |                                       | Jumlah<br>Total |
|------------------------------------------------------------------------------|---------------------------------------------------------------------|--------------------------------------|--------------------------------------|---------------------------------------|-----------------|
|                                                                              | ≤ SD<br>≤ <i>Primary<br/>School</i>                                 | SMP<br><i>Junior High<br/>School</i> | SMA<br><i>Senior High<br/>School</i> | Perguruan<br>Tinggi<br><i>College</i> |                 |
| (1)                                                                          | (2)                                                                 | (3)                                  | (4)                                  | (5)                                   | (6)             |
| Q                                                                            | 8 858                                                               | 11 674                               | 11 983                               | 30 813                                | 63 328          |
| R, S, T, U                                                                   | 48 589                                                              | 42 186                               | 44 409                               | 10 792                                | 145 976         |
| <b>Jumlah/Total</b>                                                          | 1 771 101                                                           | 1 029 867                            | 1 214 080                            | 372 918                               | 4 387 966       |

- Catatan/Note: <sup>1</sup>
- A. Pertanian, Kehutanan, Perikanan/*Agriculture, Forestry, and Fishing*
  - B. Pertambangan dan Penggalian/*Mining and Quarrying*
  - C. Industri Pengolahan/*Manufacturing*
  - D. Pengadaan Listrik dan Gas/*Electricity and Gas*
  - E. Pengadaan Air; Pengelolaan Sampah, Limbah, dan Daur Ulang/*Water Supply; Sewerage, Waste Management, and Remediation Activities*
  - F. Konstruksi/*Construction*
  - G. Perdagangan Besar dan Eceran; Reparasi Mobil dan Sepeda Motor/*Wholesale and Retail Trade; Repair of Motor Vehicles and Motorcycles*
  - H. Transportasi dan Pergudangan/*Transportation and Storage*
  - I. Penyediaan Akomodasi dan Makan Minum/*Accommodation and Food Service Activities*
  - J. Informasi dan Komunikasi/*Information and Communication*
  - K. Jasa Keuangan dan Asuransi/*Financial and Insurance Activities*
  - L. Real Estat/*Real Estate Activities*
  - M, N Jasa Perusahaan/*Business Activities*
  - O. Administrasi Pemerintahan, Pertahanan, dan Jaminan Sosial Wajib/*Public Administration and Defence; Compulsory Social Security*
  - P. Jasa Pendidikan/*Education*
  - Q. Jasa Kesehatan dan Kegiatan Sosial/*Human Health and Social Work Activities*
  - R, S, T, U. Jasa Lainnya/*Other Services Activities*

Sumber/Source: BPS, Survei Angkatan Kerja Nasional (Sakernas) Agustus/BPS-Statistics Indonesia, August National Labor Force Survey

**Tabel**  
**Table** 3.2.9

**Penduduk Berumur 15 Tahun Ke Atas yang Bekerja Selama Seminggu yang Lalu Menurut Jumlah Jam Kerja pada Pekerjaan Utama dan Jenis Kelamin di Provinsi Lampung, 2022**  
*Population 15 Years of Age and Over who Worked During The Previous Week by Total Working Hours on Main Job and Sex in Lampung Province, 2022*

| <b>Jumlah Jam Kerja pada Pekerjaan Utama</b><br><i>Total Working Hours on Main Job</i><br>(jam/hours) | <b>Laki-laki</b><br><i>Male</i> | <b>Perempuan</b><br><i>Female</i> | <b>Jumlah</b><br><i>Total</i> |
|-------------------------------------------------------------------------------------------------------|---------------------------------|-----------------------------------|-------------------------------|
| (1)                                                                                                   | (2)                             | (3)                               | (4)                           |
| 0 <sup>1</sup>                                                                                        | 58 242                          | 28 483                            | 86 725                        |
| 1–14                                                                                                  | 246 871                         | 287 328                           | 534 199                       |
| 15–34                                                                                                 | 816 560                         | 569 419                           | 1 385 979                     |
| 35+                                                                                                   | 1 639 934                       | 741 129                           | 2 381 063                     |
| <b>Jumlah/Total</b>                                                                                   | <b>2 761 607</b>                | <b>1 626 359</b>                  | <b>4 387 966</b>              |

Catatan/Note: <sup>1</sup> Sementara tidak bekerja/*Temporarily not working*  
Menggunakan penimbang hasil proyeksi penduduk SUPAS 2015 / *Uses a weighting of the population projection results from SUPAS 2015.*

Sumber/Source: BPS, Survei Angkatan Kerja Nasional (Sakernas) Agustus/BPS-Statistics Indonesia, August National Labor Force Survey

**Tabel** 3.2.10 **Penduduk Berumur 15 Tahun Ke Atas yang Bekerja Selama Seminggu yang Lalu Jumlah Jam Kerja Seluruhnya dan Jenis Kelamin di Provinsi Lampung, 2022**  
**Population 15 Years of Age and Over who Worked During The Previous Week by Total Working Hours and Sex in Lampung Province, 2022**

| Jumlah Jam Kerja pada Pekerjaan Utama<br><i>Total Working Hours on Main Job</i><br>(jam/hours) | Laki-Laki<br><i>Male</i> | Perempuan<br><i>Female</i> | Jumlah<br><i>Total</i> |
|------------------------------------------------------------------------------------------------|--------------------------|----------------------------|------------------------|
| (1)                                                                                            | (2)                      | (3)                        | (4)                    |
| 0 <sup>1</sup>                                                                                 | 58 242                   | 28 483                     | 86 725                 |
| 1–14                                                                                           | 187 193                  | 261 467                    | 448 660                |
| 15–34                                                                                          | 611 256                  | 546 985                    | 1 158 241              |
| 35+                                                                                            | 1 904 916                | 789 424                    | 2 694 340              |
| <b>Jumlah/Total</b>                                                                            | <b>2 761 607</b>         | <b>1 626 359</b>           | <b>4 387 966</b>       |

Catatan/Note: <sup>1</sup> Sementara tidak bekerja/*Temporarily not working*  
 Menggunakan penimbang hasil proyeksi penduduk SUPAS 2015 / *Uses a weighting of the population projection results from SUPAS 2015.*

Sumber/Source: BPS, Survei Angkatan Kerja Nasional (Sakernas) Agustus/BPS-Statistics Indonesia, August National Labor Force Survey

**Tabel**  
**Table** 3.2.11

**Penduduk Berumur 15 Tahun ke Atas yang Bekerja Selama Seminggu yang Lalu Menurut Kelompok Umur dan Jumlah Jam Kerja Seluruhnya di Provinsi Lampung, 2022**  
**Population 15 Years of Age and Over who Worked During The Previous Week by Age Group and Total Working Hours, 2022**

| Kelompok Umur<br><i>Age Group</i> | Jumlah Jam Kerja Seluruhnya (jam)/ <i>Total Working Hours (hours)</i> |                |                  |                  | Jumlah<br><i>Total</i> |
|-----------------------------------|-----------------------------------------------------------------------|----------------|------------------|------------------|------------------------|
|                                   | 0 <sup>1</sup>                                                        | 1–14           | 15–34            | 35+              |                        |
| (1)                               | (2)                                                                   | (3)            | (4)              | (5)              | (6)                    |
| 15–19                             | 1 397                                                                 | 67 600         | 42 382           | 65 197           | 176 576                |
| 20–24                             | 6 175                                                                 | 45 241         | 98 603           | 263 292          | 413 311                |
| 25–29                             | 5 712                                                                 | 35 266         | 118 946          | 309 170          | 469 094                |
| 30–34                             | 15 126                                                                | 36 192         | 119 694          | 328 684          | 499 696                |
| 35–39                             | 9 730                                                                 | 41 037         | 132 687          | 331 342          | 514 796                |
| 40–44                             | 8 881                                                                 | 43 487         | 113 832          | 341 869          | 508 069                |
| 45–49                             | 8 351                                                                 | 35 885         | 120 811          | 328 243          | 493 290                |
| 50–54                             | 7 266                                                                 | 30 850         | 115 496          | 272 506          | 426 118                |
| 55–59                             | 6 561                                                                 | 31 085         | 98 651           | 203 390          | 339 687                |
| 60+                               | 17 526                                                                | 82 017         | 197 139          | 250 647          | 547 329                |
| <b>Jumlah/Total</b>               | <b>86 725</b>                                                         | <b>448 660</b> | <b>1 158 241</b> | <b>2 694 340</b> | <b>4 387 966</b>       |

Catatan/Note: <sup>1</sup> Sementara tidak bekerja/*Temporarily not working*  
Menggunakan penimbang hasil proyeksi penduduk SUPAS 2015 / *Uses a weighting of the population projection results from SUPAS 2015.*

Sumber/Source: BPS, Survei Angkatan Kerja Nasional (Sakernas) Agustus/BPS-Statistics Indonesia, August National Labor Force Survey

**Tabel**  
**Table** 3.2.12

**Penduduk Berumur 15 Tahun Keatas yang Bekerja Selama Seminggu yang Lalu Menurut Kelompok Umur dan Jenis Kelamin di Provinsi Lampung, 2022**  
**Population 15 Years of Age and Over who Worked During The Previous Week by Age Group and Sex in Lampung Province, 2022**

| Kelompok Umur<br>Age Group | Laki-Laki<br>Male | Perempuan<br>Female | Jumlah<br>Total  |
|----------------------------|-------------------|---------------------|------------------|
| (1)                        | (2)               | (3)                 | (4)              |
| 15–19                      | 102 502           | 74 074              | 176 576          |
| 20–24                      | 260 786           | 152 525             | 413 311          |
| 25–29                      | 303 102           | 165 992             | 469 094          |
| 30–34                      | 326 997           | 172 699             | 499 696          |
| 35–39                      | 325 502           | 189 294             | 514 796          |
| 40–44                      | 316 461           | 191 608             | 508 069          |
| 45–49                      | 300 086           | 193 204             | 493 290          |
| 50–54                      | 264 216           | 161 902             | 426 118          |
| 55–59                      | 207 222           | 132 465             | 339 687          |
| 60+                        | 354 733           | 192 596             | 547 329          |
| <b>Jumlah/Total</b>        | <b>2 761 607</b>  | <b>1 626 359</b>    | <b>4 387 966</b> |

Catatan/Note: Menggunakan penimbang hasil proyeksi penduduk SUPAS 2015 / Uses a weighting of the population projection results from SUPAS 2015.

Sumber/Source: BPS, Survei Angkatan Kerja Nasional (Sakernas) Agustus/BPS-Statistics Indonesia, August National Labor Force Survey

**Tabel**  
**Table** 3.2.13

**Penduduk Berumur 15 Tahun ke Atas yang Bekerja Selama Seminggu yang Lalu Menurut Status Pekerjaan Utama dan Pendidikan Tertinggi yang Ditamatkan di Provinsi Lampung, 2022**  
**Population 15 Years of Age and Over who Worked During The Previous Week by Main Industry and Educational Attainment in Lampung Province, 2022**

| Status Pekerjaan Utama<br>Main Employment Status                                                                                   | SD/MI<br>Elementary<br>School | SMP/MTs<br>Junior High<br>School | SMA/SMK/MA<br>Senior High School | Perguruan<br>Tinggi<br>College | Jumlah<br>Total  |
|------------------------------------------------------------------------------------------------------------------------------------|-------------------------------|----------------------------------|----------------------------------|--------------------------------|------------------|
| (1)                                                                                                                                | (2)                           | (3)                              | (4)                              | (5)                            | (6)              |
| Berusaha sendiri<br><i>Own account worker</i>                                                                                      | 379 557                       | 203 445                          | 258 822                          | 36 386                         | 878 210          |
| Berusaha dibantu buruh<br>tidak tetap/buruh tidak<br>dibayar<br><i>Employer assisted by<br/>temporary worker/unpaid<br/>worker</i> | 482 441                       | 206 478                          | 182 316                          | 18 726                         | 889 961          |
| Berusaha dibantu buruh<br>tetap/buruh dibayar<br><i>Employer assisted by<br/>permanent worker/paid<br/>worker</i>                  | 32 721                        | 22 977                           | 40 911                           | 18 324                         | 114 933          |
| Buruh/Karyawan/Pegawai<br><i>Employee</i>                                                                                          | 222 025                       | 199 276                          | 432 104                          | 281 623                        | 1 135 028        |
| Pekerja Bebas/ <i>Casual worker</i>                                                                                                | 296 723                       | 160 834                          | 101 799                          | 2 594                          | 561 950          |
| Pekerja keluarga tak<br>dibayar/<br><i>Family worker/unpaid woker</i>                                                              | 357 634                       | 236 857                          | 199 551                          | 13 842                         | 807 884          |
| <b>Jumlah/Total</b>                                                                                                                | <b>1 771 101</b>              | <b>1 029 867</b>                 | <b>1 215 503</b>                 | <b>371 495</b>                 | <b>4 387 966</b> |

Catatan/Note: Menggunakan penimbang hasil proyeksi penduduk SUPAS 2015 / *Uses a weighting of the population projection results from SUPAS 2015.*

Sumber/Source: BPS, Survei Angkatan Kerja Nasional (Sakernas) Agustus/BPS-Statistics Indonesia, August National Labor Force Survey

**Tabel**  
**Table** 3.2.14**Penduduk Berumur 15 Tahun ke Atas yang Bekerja Selama Seminggu yang Lalu Menurut Kabupaten/Kota dan Lapangan Pekerjaan Utama di Provinsi Lampung, 2022*****Population 15 Years of Age and Over who Worked During The Previous Week by Regency/Municipality and Main Industry in Lampung Province, 2022***

| Kabupaten/Kota<br>Regency/Municipality | Lapangan Pekerjaan Utama <sup>1</sup><br>Main Industry <sup>1</sup> |                |                  | Jumlah<br>Total  |
|----------------------------------------|---------------------------------------------------------------------|----------------|------------------|------------------|
|                                        | 1                                                                   | 2              | 3                |                  |
| (1)                                    | (2)                                                                 | (3)            | (4)              | (5)              |
| Lampung Barat                          | 133 704                                                             | 6 678          | 49 588           | 189 970          |
| Tanggamus                              | 176 885                                                             | 28 587         | 101 352          | 306 824          |
| Lampung Selatan                        | 183 991                                                             | 98 962         | 199 106          | 482 059          |
| Lampung Timur                          | 280 221                                                             | 83 523         | 182 300          | 546 044          |
| Lampung Tengah                         | 335 399                                                             | 141 798        | 264 085          | 741 282          |
| Lampung Utara                          | 151 456                                                             | 31 203         | 95 462           | 278 121          |
| Way Kanan                              | 144 100                                                             | 20 717         | 75 724           | 240 541          |
| Tulang Bawang                          | 110 330                                                             | 23 088         | 84.242           | 217 660          |
| Pesawaran                              | 115 755                                                             | 32 607         | 83 980           | 232 342          |
| Pringsewu                              | 66 952                                                              | 51 177         | 98 904           | 217 033          |
| Mesuji                                 | 64 020                                                              | 7 157          | 32 800           | 103 977          |
| Tulang Bawang Barat                    | 85 680                                                              | 10 364         | 46 478           | 142 522          |
| Pesisir Barat                          | 48 731                                                              | 6 629          | 23 426           | 78 786           |
| Bandar Lampung                         | 11 846                                                              | 107 648        | 402 672          | 522 166          |
| Metro                                  | 5 063                                                               | 18 738         | 64 838           | 88 639           |
| <b>Lampung</b>                         | <b>1 914 133</b>                                                    | <b>668 876</b> | <b>1 804 957</b> | <b>4 387 966</b> |

Catatan/Note: <sup>1</sup> 1. Pertanian/Agriculture  
 2. Industri Pengolahan/Manufacturing Industry  
 3. Jasa/Services

Menggunakan penimbang hasil proyeksi penduduk SUPAS 2015 / Uses a weighting of the population projection results from SUPAS 2015.

Sumber/Source: BPS, Survei Angkatan Kerja Nasional (Sakernas) Agustus/BPS-Statistics Indonesia, August National Labor Force Survey

**Tabel**  
**Table** 3.2.15

**Penduduk Berumur 15 Tahun Ke Atas yang Bekerja  
Selama Seminggu yang Lalu Menurut Lapangan  
Pekerjaan Utama dan Jenis Kelamin, 2022**  
*Population 15 Years of Age and Over who Worked During  
The Previous Week by Main Industry and Sex, 2022*

| Lapangan Pekerjaan<br>Utama <sup>1</sup><br>Main Industry <sup>1</sup> | Laki-Laki<br>Male | Perempuan<br>Female | Jumlah<br>Total |
|------------------------------------------------------------------------|-------------------|---------------------|-----------------|
| (1)                                                                    | (2)               | (3)                 | (4)             |
| A                                                                      | 1 364 614         | 549 519             | 1 914 133       |
| B                                                                      | 16 843            | 288                 | 17 131          |
| C                                                                      | 256 385           | 153 244             | 409 629         |
| D, E                                                                   | 20 092            | 5 357               | 25 449          |
| F                                                                      | 216 097           | 570                 | 216 667         |
| G                                                                      | 402 873           | 463 094             | 865 967         |
| H, J                                                                   | 190 996           | 139 929             | 330 925         |
| I                                                                      | 11 381            | 7 497               | 18 878          |
| K, L, M, N                                                             | 50 192            | 17 554              | 67 746          |
| O                                                                      | 86 180            | 34 305              | 120 485         |
| P                                                                      | 66 684            | 124 968             | 191 652         |



Lanjutan Tabel/*Continued Table 3.2.15*

| Lapangan Pekerjaan Utama <sup>1</sup><br><i>Main Industry<sup>1</sup></i> | Laki-Laki<br><i>Male</i> | Perempuan<br><i>Female</i> | Jumlah<br><i>Total</i> |
|---------------------------------------------------------------------------|--------------------------|----------------------------|------------------------|
| (1)                                                                       | (2)                      | (3)                        | (4)                    |
| Q                                                                         | 20 985                   | 42 343                     | 63 328                 |
| R,S,T,U                                                                   | 58 285                   | 87 691                     | 145 976                |
| Jumlah                                                                    | 2 761 607                | 1 626 359                  | 4 387 966              |

- Catatan/Note: <sup>1</sup>
- A. Pertanian, Kehutanan, Perikanan/*Agriculture, Forestry, and Fishing*
  - B. Pertambangan dan Penggalian/*Mining and Quarrying*
  - C. Industri Pengolahan/*Manufacturing*
  - D. Pengadaan Listrik dan Gas/*Electricity and Gas*
  - E. Pengadaan Air; Pengelolaan Sampah, Limbah, dan Daur Ulang/*Water Supply; Sewerage, Waste Management, and Remediation Activities*
  - F. Konstruksi/*Construction*
  - G. Perdagangan Besar dan Eceran; Reparasi Mobil dan Sepeda Motor/*Wholesale and Retail Trade; Repair of Motor Vehicles and Motorcycles*
  - H. Transportasi dan Pergudangan/*Transportation and Storage*
  - I. Penyediaan Akomodasi dan Makan Minum/*Accommodation and Food Service Activities*
  - J. Informasi dan Komunikasi/*Information and Communication*
  - K. Jasa Keuangan dan Asuransi/*Financial and Insurance Activities*
  - L. Real Estat/*Real Estate Activities*
  - M, N Jasa Perusahaan/*Business Activities*
  - O. Administrasi Pemerintahan, Pertahanan, dan Jaminan Sosial Wajib/*Public Administration and Defence; Compulsory Social Security*
  - P. Jasa Pendidikan/*Education*
  - Q. Jasa Kesehatan dan Kegiatan Sosial/*Human Health and Social Work Activities*
  - R, S, T, U. Jasa Lainnya/*Other Services Activities*

Sumber/Source: BPS, Survei Angkatan Kerja Nasional (Sakernas) Agustus/BPS-Statistics Indonesia, August National Labor Force Survey

**Tabel**  
**Table** 3.2.16

**Tingkat Pengangguran Terbuka (TPT) dan Tingkat Partisipasi Angkatan Kerja (TPAK) Menurut Kabupaten/Kota di Provinsi Lampung, 2020–2022**  
*Unemployment Rate (UR) and Labor Force Participation Rate (LFPR) by Regency/Municipality in Lampung Province, 2020–2022*

| Kabupaten/Kota<br>Regency/<br>Municipality | TPT/UR      |             |             |             |             | TPAK/LFPR    |              |              |              |              |
|--------------------------------------------|-------------|-------------|-------------|-------------|-------------|--------------|--------------|--------------|--------------|--------------|
|                                            | 2020        |             | 2021        |             | 2022        | 2020         |              | 2021         |              | 2022         |
|                                            | Agt<br>Aug  | Feb<br>Feb  | Agt<br>Aug  | Feb<br>Feb  | Agt<br>Aug  | Agt<br>Aug   | Feb<br>Feb   | Agt<br>Aug   | Feb<br>Feb   | Agt<br>Aug   |
| (1)                                        | (2)         | (3)         | (4)         | (5)         | (6)         | (7)          | (8)          | (9)          | (10)         | (11)         |
| Lampung Barat                              | 2,13        | ...         | 2,83        | ...         | 2,10        | 83,48        | ...          | 83,23        | ...          | 83,17        |
| Tanggamus                                  | 2,96        | ...         | 2,93        | ...         | 3,70        | 59,72        | ...          | 68,76        | ...          | 68,91        |
| Lampung Selatan                            | 5,19        | ...         | 5,27        | ...         | 5,31        | 68,55        | ...          | 66,05        | ...          | 65,80        |
| Lampung Timur                              | 2,64        | ...         | 3,05        | ...         | 3,30        | 72,32        | ...          | 68,67        | ...          | 69,04        |
| Lampung Tengah                             | 4,22        | ...         | 4,31        | ...         | 3,56        | 73,05        | ...          | 72,26        | ...          | 76,75        |
| Lampung Utara                              | 5,34        | ...         | 6,14        | ...         | 6,15        | 68,12        | ...          | 66,70        | ...          | 63,96        |
| Way Kanan                                  | 3,56        | ...         | 3,36        | ...         | 3,28        | 75,22        | ...          | 74,78        | ...          | 71,86        |
| Tulang Bawang                              | 4,84        | ...         | 4,10        | ...         | 3,52        | 69,83        | ...          | 68,32        | ...          | 65,84        |
| Pesawaran                                  | 4,64        | ...         | 4,19        | ...         | 5,06        | 69,49        | ...          | 65,42        | ...          | 71,27        |
| Pringsewu                                  | 5,77        | ...         | 4,85        | ...         | 4,77        | 68,69        | ...          | 67,03        | ...          | 73,17        |
| Mesuji                                     | 3,71        | ...         | 3,42        | ...         | 3,22        | 70,51        | ...          | 69,21        | ...          | 70,45        |
| Tulang Bawang Barat                        | 3,46        | ...         | 3,35        | ...         | 4,12        | 71,58        | ...          | 72,32        | ...          | 70,21        |
| Pesisir Barat                              | 3,41        | ...         | 3,08        | ...         | 3,73        | 70,54        | ...          | 74,62        | ...          | 71,27        |
| Kota Bandar Lampung                        | 8,79        | ...         | 8,85        | ...         | 7,91        | 67,79        | ...          | 67,18        | ...          | 66,70        |
| Kota Metro                                 | 5,40        | ...         | 5,00        | ...         | 4,34        | 69,01        | ...          | 66,71        | ...          | 68,36        |
| <b>Lampung</b>                             | <b>4,67</b> | <b>4,54</b> | <b>4,69</b> | <b>4,31</b> | <b>4,52</b> | <b>70,16</b> | <b>71,73</b> | <b>69,35</b> | <b>72,51</b> | <b>70,06</b> |

Catatan/Note: Menggunakan penimbang hasil proyeksi penduduk SUPAS 2015 / Uses a weighting of the population projection results from SUPAS 2015.

Sumber/Source: BPS, Survei Angkatan Kerja Nasional (Sakernas) Agustus/BPS-Statistics Indonesia, August National Labor Force Survey

**Tabel** 3.2.17  
**Table**

**Pencari Kerja Terdaftar, Lowongan Kerja Terdaftar, dan Penempatan/Pemenuhan Tenaga Kerja Menurut Kabupaten/Kota dan Jenis Kelamin di Provinsi Lampung, 2022**

*Number of Registered Job Applicants, Registered Job Vacancies, and Placement of Workers by Regency/ Municipality and Sex in Lampung Province, 2022*

| Kabupaten/Kota<br>Regency/Municipality | Pencari Kerja Terdaftar<br>Registered Job Applicants |                     |                 |
|----------------------------------------|------------------------------------------------------|---------------------|-----------------|
|                                        | Laki-Laki<br>Male                                    | Perempuan<br>Female | Jumlah<br>Total |
| (1)                                    | (2)                                                  | (3)                 | (4)             |
| Lampung Barat                          | 182                                                  | 235                 | 417             |
| Tanggamus                              | 274                                                  | 248                 | 522             |
| Lampung Selatan                        | 1 370                                                | 1 256               | 2 626           |
| Lampung Timur                          | 1 961                                                | 1 747               | 3 708           |
| Lampung Tengah                         | 1 195                                                | 837                 | 2 032           |
| Lampung Utara                          | 1 026                                                | 859                 | 1 885           |
| Way Kanan                              | 163                                                  | 154                 | 317             |
| Tulang Bawang                          | 251                                                  | 352                 | 603             |
| Pesawaran                              | 256                                                  | 364                 | 620             |
| Pringsewu                              | 605                                                  | 377                 | 982             |
| Mesuji                                 | 178                                                  | 72                  | 250             |
| Tulang Bawang Barat                    | 232                                                  | 282                 | 514             |
| Pesisir Barat                          | 101                                                  | 77                  | 178             |
| Bandar Lampung                         | 3 773                                                | 3 212               | 6 985           |
| Metro                                  | 593                                                  | 298                 | 891             |
| <b>Lampung</b>                         | <b>12 160</b>                                        | <b>10 370</b>       | <b>22 530</b>   |

Lanjutan Tabel/Continued Table 3.2.17

| Kabupaten/Kota<br>Regency/Municipality | Lowongan Kerja Terdaftar<br>Registered Job Vacancies |                     |                 |
|----------------------------------------|------------------------------------------------------|---------------------|-----------------|
|                                        | Laki-Laki<br>Male                                    | Perempuan<br>Female | Jumlah<br>Total |
| (1)                                    | (5)                                                  | (6)                 | (7)             |
| Lampung Barat                          | 22                                                   | 32                  | 54              |
| Tanggamus                              | 270                                                  | 248                 | 518             |
| Lampung Selatan                        | 473                                                  | 343                 | 816             |
| Lampung Timur                          | 707                                                  | 2 122               | 2 829           |
| Lampung Tengah                         | 612                                                  | 510                 | 1 122           |
| Lampung Utara                          | 204                                                  | 232                 | 436             |
| Way Kanan                              | 76                                                   | 91                  | 167             |
| Tulang Bawang                          | 186                                                  | 104                 | 290             |
| Pesawaran                              | 313                                                  | 289                 | 602             |
| Pringsewu                              | 192                                                  | 178                 | 370             |
| Mesuji                                 | 81                                                   | 56                  | 137             |
| Tulang Bawang Barat                    | 151                                                  | 68                  | 219             |
| Pesisir Barat                          | 9                                                    | 7                   | 16              |
| Bandar Lampung                         | 386                                                  | 552                 | 938             |
| Metro                                  | 75                                                   | 86                  | 161             |
| <b>Lampung</b>                         | <b>3 757</b>                                         | <b>4 918</b>        | <b>8 675</b>    |

Lanjutan Tabel/*Continued Table 3.2.17*

| Kabupaten/Kota<br><i>Regency/Municipality</i> | Penempatan/Pemenuhan Tenaga Kerja<br><i>Placement of Workers</i> |                            |                        |
|-----------------------------------------------|------------------------------------------------------------------|----------------------------|------------------------|
|                                               | Laki-Laki<br><i>Male</i>                                         | Perempuan<br><i>Female</i> | Jumlah<br><i>Total</i> |
| (1)                                           | (8)                                                              | (9)                        | (10)                   |
| Lampung Barat                                 | 14                                                               | 19                         | 33                     |
| Tanggamus                                     | 198                                                              | 183                        | 381                    |
| Lampung Selatan                               | 433                                                              | 315                        | 748                    |
| Lampung Timur                                 | 700                                                              | 2 104                      | 2 804                  |
| Lampung Tengah                                | 572                                                              | 478                        | 1 050                  |
| Lampung Utara                                 | 147                                                              | 167                        | 314                    |
| Way Kanan                                     | 65                                                               | 77                         | 142                    |
| Tulang Bawang                                 | 175                                                              | 77                         | 252                    |
| Pesawaran                                     | 242                                                              | 223                        | 465                    |
| Pringsewu                                     | 183                                                              | 169                        | 352                    |
| Mesuji                                        | 53                                                               | 59                         | 112                    |
| Tulang Bawang Barat                           | 124                                                              | 56                         | 180                    |
| Pesisir Barat                                 | 5                                                                | 4                          | 9                      |
| Bandar Lampung                                | 305                                                              | 438                        | 743                    |
| Metro                                         | 59                                                               | 67                         | 126                    |
| <b>Lampung</b>                                | <b>3 275</b>                                                     | <b>4 436</b>               | <b>7 711</b>           |

Sumber/*Source*: Dinas Tenaga Kerja Provinsi Lampung/*Regional Office of Manpower of Lampung Province*

**Tabel**  
**Table** 3.2.18

**Pencari Kerja Terdaftar Menurut Pendidikan Tertinggi yang Ditamatkan dan Jenis Kelamin di Provinsi Lampung, 2022**

***Number of Registered Job Applicants by Educational Attainment and Sex in Lampung Province, 2022***

| <b>Pendidikan Tertinggi yang Ditamatkan<sup>1</sup></b><br><b><i>Educational Attainment<sup>1</sup></i></b> | <b>Laki-Laki</b><br><b><i>Male</i></b> | <b>Perempuan</b><br><b><i>Female</i></b> | <b>Jumlah</b><br><b><i>Total</i></b> |
|-------------------------------------------------------------------------------------------------------------|----------------------------------------|------------------------------------------|--------------------------------------|
| (1)                                                                                                         | (2)                                    | (3)                                      | (4)                                  |
| 0                                                                                                           | –                                      | –                                        | –                                    |
| 1                                                                                                           | 45                                     | 178                                      | 223                                  |
| 2                                                                                                           | 1 295                                  | 1 056                                    | 2 351                                |
| 3                                                                                                           | 2 645                                  | 2 608                                    | 5 253                                |
| 4                                                                                                           | 2 795                                  | 2 285                                    | 5 080                                |
| 5                                                                                                           | 3 121                                  | 2 559                                    | 5 680                                |
| 6                                                                                                           | 1 294                                  | 1 038                                    | 2 332                                |
| 7                                                                                                           | 965                                    | 646                                      | 1 611                                |
| <b>Jumlah/Total</b>                                                                                         | <b>12 160</b>                          | <b>10 370</b>                            | <b>22 530</b>                        |

- Catatan/Note: <sup>1</sup>
0. Tidak/belum pernah sekolah/*No schooling*
  1. Tidak/belum tamat SD/*Not/not yet completed primary school*
  2. Sekolah Dasar/*Primary School*
  3. Sekolah Menengah Pertama/*Junior High School*
  4. Sekolah Menengah Atas (Umum)/*Senior High School (General)*
  5. Sekolah Menengah Atas (Kejuruan)/*Senior High School (Vocational)*
  6. Diploma I/II/III/Akademi/*Diploma I/II/III/Academy*
  7. Universitas/*University*

Sumber/Source: Dinas Tenaga Kerja dan Transmigrasi Provinsi Lampung/*Regional Office of Manpower and Transmigration of Lampung Province*

**Tabel**  
**Table** 3.2.19

**Rata-rata Upah/Gaji Bersih Sebulan Pekerja Formal<sup>1</sup>  
Menurut Kabupaten/Kota dan Lapangan Pekerjaan Utama  
di Provinsi Lampung (rupiah), 2022**  
*Average of Net Wage/Salary per Month of Formal Employee<sup>1</sup>  
by Regency/Municipality and Main Industry in Lampung  
Province (rupiahs), 2022*

| Kabupaten/Kota<br>Regency/Municipality | Lapangan Pekerjaan Utama <sup>2</sup><br>Main Industry <sup>2</sup> |                  |                  | Jumlah<br>Total  |
|----------------------------------------|---------------------------------------------------------------------|------------------|------------------|------------------|
|                                        | 1                                                                   | 2                | 3                |                  |
| (1)                                    | (2)                                                                 | (3)              | (4)              | (5)              |
| Lampung Barat                          | 3 000 000                                                           | 1 795 496        | 2 252 206        | 2 195 232        |
| Tanggamus                              | 1 398 503                                                           | 2 322 792        | 1 918 227        | 1 922 824        |
| Lampung Selatan                        | 2 563 083                                                           | 2 299 116        | 2 329 669        | 2 334 756        |
| Lampung Timur                          | 1 533 687                                                           | 2 067 745        | 1 983 694        | 1 951 530        |
| Lampung Tengah                         | 2 062 931                                                           | 2 252 937        | 1 947 604        | 2 050 439        |
| Lampung Utara                          | 1 886 412                                                           | 2 223 116        | 2 105 208        | 2 087 633        |
| Way Kanan                              | 2 220 503                                                           | 2 334 487        | 2 337 052        | 2 290 966        |
| Tulang Bawang                          | 2 401 118                                                           | 2 446 883        | 2 154 687        | 2 276 957        |
| Pesawaran                              | 1 710 829                                                           | 1 975 329        | 1 626 723        | 1 731 857        |
| Pringsewu                              | 1 020 747                                                           | 1 610 473        | 2 100 615        | 1 910 734        |
| Mesuji                                 | 2 022 886                                                           | 2 657 697        | 1 721 538        | 1 885 671        |
| Tulang Bawang Barat                    | 2 621 820                                                           | 2 519 899        | 2 208 887        | 2 254 700        |
| Pesisir Barat                          | 1 011 605                                                           | 2 424 471        | 1 984 678        | 2 002 075        |
| Bandar Lampung                         | 4 948 239                                                           | 3 087 053        | 2 910 030        | 2 972 626        |
| Metro                                  | 1 910 429                                                           | 2 192 352        | 2 590 423        | 2 535 595        |
| <b>Lampung</b>                         | <b>2 103 953</b>                                                    | <b>2 407 648</b> | <b>2 327 322</b> | <b>2 322 728</b> |

Catatan/Note: <sup>1</sup> Pekerja Formal/Formal Employee: Buruh/Karyawan/Pegawai/Employee

- <sup>2</sup> 1. Pertanian/Agriculture  
2. Industri Pengolahan/Manufacturing Industry  
3. Jasa/Services

Menggunakan penimbang hasil proyeksi penduduk SUPAS 2015 / Uses a weighting of the population projection results from SUPAS 2015.

Sumber/Source: BPS, Survei Angkatan Kerja Nasional (Sakernas) Agustus/BPS-Statistics Indonesia, August National Labor Force Survey

**Tabel**  
**Table** 3.2.20

**Rata-rata Upah/Gaji Bersih Sebulan Pekerja Formal<sup>1</sup>  
Menurut Kelompok Umur dan Lapangan Pekerjaan Utama  
(rupiah), 2022**  
*Average of Net Wage/Salary per Month of Formal Employee<sup>1</sup>  
by Age Group and Main Industry (rupiahs), 2022*

| Kelompok Umur<br>Age Group | Lapangan Pekerjaan Utama <sup>1</sup> /Main Industry <sup>1</sup> |                  |                  | Jumlah<br>Total  |
|----------------------------|-------------------------------------------------------------------|------------------|------------------|------------------|
|                            | 1                                                                 | 2                | 3                |                  |
| (1)                        | (2)                                                               | (3)              | (4)              | (6)              |
| 15–19                      | 1 267 214                                                         | 1 629 012        | 1 186 710        | 1 275 974        |
| 20–24                      | 2 077 737                                                         | 1 958 816        | 1 503 822        | 1 636 951        |
| 25–29                      | 2 545 641                                                         | 2 419 288        | 1 985 470        | 2 125 453        |
| 30–34                      | 1 910 265                                                         | 2 634 466        | 2 244 507        | 2 291 088        |
| 35–39                      | 1 965 717                                                         | 2 482 656        | 2 589 315        | 2 486 111        |
| 40–44                      | 2 322 867                                                         | 2 369 366        | 2 680 189        | 2 547 144        |
| 45–49                      | 2 453 682                                                         | 3 158 847        | 2 776 228        | 2 848 782        |
| 50–54                      | 1 728 672                                                         | 2 545 692        | 3 263 545        | 2 903 859        |
| 55–59                      | 1 866 833                                                         | 2 235 862        | 3 798 420        | 3 344 069        |
| 60+                        | 1 726 965                                                         | 1 909 872        | 3 599 761        | 2 626 766        |
| <b>Jumlah/Total</b>        | <b>2 103 953</b>                                                  | <b>2 407 648</b> | <b>2 327 322</b> | <b>2 322 728</b> |

Catatan/Note: <sup>1</sup> Pekerja Formal/Formal Employee: Buruh/Karyawan/Pegawai/Employee

<sup>2</sup> 1. Pertanian/Agriculture

2. Industri Pengolahan/Manufacturing Industry

3. Jasa/Services

Menggunakan penimbang hasil proyeksi penduduk SUPAS 2015 / Uses a weighting of the population projection results from SUPAS 2015.

Sumber/Source: BPS, Survei Angkatan Kerja Nasional (Sakernas) Agustus/BPS-Statistics Indonesia, August National Labor Force Survey



**Tabel**  
**Table** 3.2.21

**Rata-rata Pendapatan Bersih Sebulan Pekerja Informal<sup>1</sup> Menurut Kabupaten/Kota dan Lapangan Pekerjaan Utama di Provinsi Lampung (rupiah), 2022**  
**Average of Net Wage/Salary per Month of Informal Employee<sup>1</sup> by Regency/Municipality and Main Industry in Lampung Province (rupiahs), 2022**

| Kabupaten/Kota<br>Regency/Municipality | Lapangan Pekerjaan Utama <sup>2</sup><br>Main Industry <sup>2</sup> |                         |                  | Jumlah<br>Total  |
|----------------------------------------|---------------------------------------------------------------------|-------------------------|------------------|------------------|
|                                        | Pertanian<br>Agriculture                                            | Industri<br>Manufacture | Jasa<br>Services |                  |
| (1)                                    |                                                                     |                         |                  | (5)              |
| Lampung Barat                          | 1 158 444                                                           | 1 488 083               | 1 539 972        | 1 310 942        |
| Tanggamus                              | 1 343 358                                                           | 1 657 211               | 1 493 585        | 1 426 339        |
| Lampung Selatan                        | 1 531 612                                                           | 1 989 984               | 1 586 673        | 1 635 400        |
| Lampung Timur                          | 1 283 100                                                           | 1 833 583               | 1 526 971        | 1 452 144        |
| Lampung Tengah                         | 1 036 067                                                           | 2 005 353               | 1 738 654        | 1 469 221        |
| Lampung Utara                          | 1 369 543                                                           | 1 825 731               | 1 837 063        | 1 545 899        |
| Way Kanan                              | 1 503 663                                                           | 1 596 452               | 1 516 002        | 1 517 096        |
| Tulang Bawang                          | 1 876 727                                                           | 1 896 072               | 1 718 951        | 1 831 167        |
| Pesawaran                              | 1 062 123                                                           | 1 364 008               | 1 443 266        | 1 216 682        |
| Pringsewu                              | 1 096 285                                                           | 1 674 634               | 1 390 263        | 1 373 945        |
| Mesuji                                 | 1 621 877                                                           | 1 351 777               | 1 730 506        | 1 631 126        |
| Tulang Bawang Barat                    | 1 822 346                                                           | 1 972 517               | 1 849 300        | 1 842 109        |
| Pesisir Barat                          | 1 481 868                                                           | 2 350 334               | 1 198 538        | 1 507 530        |
| Bandar Lampung                         | 1 335 925                                                           | 1 829 072               | 2 761 308        | 2 515 375        |
| Metro                                  | 1 491 061                                                           | 1 868 328               | 1 939 449        | 1 862 752        |
| <b>Lampung</b>                         | <b>1 367 176</b>                                                    | <b>1 842 942</b>        | <b>1 836 913</b> | <b>1 609 657</b> |

Catatan/Note: <sup>1</sup> Pekerja Informal/Informal Employee: Pekerja yang berstatus berusaha sendiri dan pekerja bebas di sektor pertanian dan nonpertanian/Employment status are self employed, casual agricultural worker, and casual non-agricultural worker

<sup>2</sup> 1. Pertanian/Agriculture

2. Industri Pengolahan/Manufacturing Industry

3. Jasa/Services

Menggunakan penimbang hasil proyeksi penduduk SUPAS 2015 / Uses a weighting of the population projection results from SUPAS 2015.

Sumber/Source: BPS, Survei Angkatan Kerja Nasional (Sakernas) Agustus/BPS-Statistics Indonesia, August National Labor Force Survey

**Tabel** 3.2.22  
**Table**

**Rata-rata Pendapatan Bersih Sebulan Pekerja Informal<sup>1</sup> Menurut Kabupaten/Kota dan Pendidikan Tertinggi yang Ditamatkan di Provinsi Lampung (rupiah), 2022**  
**Average of Net Wage/Salary per Month of Informal Employee<sup>1</sup> by Regency/Municipality and Educational Attainment in Lampung Province (rupiahs), 2022**

| Kabupaten/Kota<br>Regency/Municipality | Pendidikan Tertinggi/Educational Attainment                                                                |                            |                               |                                              | Jumlah<br>Total  |
|----------------------------------------|------------------------------------------------------------------------------------------------------------|----------------------------|-------------------------------|----------------------------------------------|------------------|
|                                        | Tidak Pernah Sekolah/<br>Belum Tamat SD<br>No Schooling/<br>Didn't/<br>Not Yet Completed<br>Primary School | SD/MI<br>Elementary School | SMP/MTs<br>Junior High School | SMA ke Atas/<br>Senior High School and Above |                  |
| (1)                                    | (2)                                                                                                        | (3)                        | (4)                           | (5)                                          | (6)              |
| Lampung Barat                          | 1 369 851                                                                                                  | 1 083 432                  | 1 996 058                     | 1 147 887                                    | 1 310 942        |
| Tanggamus                              | 1 138 771                                                                                                  | 1 404 904                  | 1 385 305                     | 1 670 680                                    | 1 426 339        |
| Lampung Selatan                        | 1 242 382                                                                                                  | 1 675 241                  | 1 847 075                     | 1 587 854                                    | 1 635 400        |
| Lampung Timur                          | 1 370 202                                                                                                  | 1 417 851                  | 1 475 112                     | 1 512 063                                    | 1 452 144        |
| Lampung Tengah                         | 1 132 200                                                                                                  | 1 336 304                  | 1 643 551                     | 1 806 271                                    | 1 469 221        |
| Lampung Utara                          | 1 269 086                                                                                                  | 1 367 135                  | 1 583 197                     | 1 860 376                                    | 1 545 899        |
| Way Kanan                              | 1 097 150                                                                                                  | 1 409 168                  | 1 823 802                     | 1 646 226                                    | 1 517 096        |
| Tulang Bawang                          | 1 344 584                                                                                                  | 1 993 032                  | 1 844 021                     | 1 913 851                                    | 1 831 167        |
| Pesawaran                              | 997 205                                                                                                    | 1 018 863                  | 1 433 500                     | 1 403 373                                    | 1 216 682        |
| Pringsewu                              | 1 111 463                                                                                                  | 1 189 477                  | 1 561 205                     | 1 560 435                                    | 1 373 945        |
| Mesuji                                 | 1 030 233                                                                                                  | 1 776 041                  | 1 601 679                     | 2 019 748                                    | 1 631 126        |
| Tulang Bawang Barat                    | 1 780 454                                                                                                  | 1 799 500                  | 1 827 158                     | 2 004 374                                    | 1 842 109        |
| Pesisir Barat                          | 915 204                                                                                                    | 1 792 572                  | 1 449 803                     | 1 440 937                                    | 1 507 530        |
| Bandar Lampung                         | 1 742 987                                                                                                  | 1 597 346                  | 1 979 264                     | 3 254 452                                    | 2 515 375        |
| Metro                                  | 1 292 039                                                                                                  | 1 345 830                  | 1 594 748                     | 2 221 003                                    | 1 862 752        |
| <b>Lampung</b>                         | <b>1 247 906</b>                                                                                           | <b>1 464 826</b>           | <b>1 662 380</b>              | <b>1 935 082</b>                             | <b>1 609 657</b> |

Catatan/Note: <sup>1</sup> Pekerja Informal/Informal Employee: Pekerja yang berstatus berusaha sendiri dan pekerja bebas di sektor pertanian dan nonpertanian/Employment status are self employed, casual agricultural worker, and casual non-agricultural worker  
Menggunakan penimbang hasil proyeksi penduduk SUPAS 2015 / Uses a weighting of the population projection results from SUPAS 2015.

Sumber/Source: BPS, Survei Angkatan Kerja Nasional (Sakernas) Agustus/BPS-Statistics Indonesia, August National Labor Force Survey

**Tabel**  
**Table** 3.2.23**Upah Minimum Provinsi (UMP) dan Upah Minimum Kabupaten/Kota (UMK) di Provinsi Lampung (Rupiah), 2018–2022**  
**Province Minimum Wages and Regional Minimum Wages in Lampung Province (rupiahs), 2018–2022**


| <b>Kabupaten/Kota</b><br><b>Regency/Municipality</b> | <b>2018</b>         | <b>2019</b>         | <b>2020</b>         | <b>2021</b>         | <b>2022</b>         |
|------------------------------------------------------|---------------------|---------------------|---------------------|---------------------|---------------------|
| (1)                                                  | (2)                 | (3)                 | (4)                 | (5)                 | (6)                 |
| Lampung Barat                                        | 2 155 326,00        | 2 328 399,00        | 2 526 545,75        | 2 526 545,75        | 2 536 682,38        |
| Tanggamus                                            | 2 074 673,27        | 2 241 269,53        | 2 432 001,57        | 2 432 001,57        | ...                 |
| Lampung Selatan                                      | 2 168 702,48        | 2 365 835,84        | 2 567 168,47        | 2 651 885,01        | 2 659 506,75        |
| Lampung Timur                                        | 2 074 800,00        | 2 241 406,44        | 2 432 150,13        | 2 432 150,13        | 2 440 486,18        |
| Lampung Tengah                                       | 2 083 640,38        | 2 250 956,70        | 2 442 513,12        | 2 442 513,12        | 2 444 079,29        |
| Lampung Utara                                        | 2 100 000,00        | 2 268 750,00        | 2 461 850,00        | 2 461 850,00        | 2 461 850,00        |
| Way Kanan                                            | 2 160 000,00        | 2 380 000,00        | 2 617 538,00        | 2 645 837,00        | 2 645 837,00        |
| Tulang Bawang                                        | 2 084 322,98        | 2 251 694,12        | 2 443 313,29        | 2 443 313,29        | 2 443 960,30        |
| Pesawaran                                            | 2 074 673,27        | 2 241 269,53        | 2 432 001,57        | 2 432 001,57        | ...                 |
| Pringsewu                                            | 2 074 673,27        | 2 241 269,53        | 2 432 001,57        | 2 432 001,57        | ...                 |
| Mesuji                                               | 2 074 673,27        | 2 385 874,00        | 2 588 911,88        | 2 673 569,29        | 2 673 569,29        |
| Tulang Bawang Barat                                  | 2 108 917,74        | 2 278 263,84        | 2 472 144,09        | 2 472 144,09        | 2 472 144,09        |
| Pesisir Barat                                        | 2 074 673,27        | 2 241 269,53        | 2 432 001,57        | 2 432 001,57        | ...                 |
| Bandar Lampung                                       | 2 263 390,87        | 2 445 141,15        | 2 653 222,66        | 2 739 983,04        | 2 770 794,14        |
| Metro                                                | 2 075 850,06        | 2 242 540,82        | 2 433 381,04        | 2 433 381,04        | 2 459 317,29        |
| <b>Lampung</b>                                       | <b>2 074 673,27</b> | <b>2 241 269,53</b> | <b>2 432 001,57</b> | <b>2 432 001,57</b> | <b>2 440 486,18</b> |

Sumber/Source: Dinas Tenaga Kerja Provinsi Lampung/Regional Office of Manpower of Lampung Province

**SOSIAL DAN  
KESEJAHTERAAN RAKYAT**  
SOCIAL AND WELFARE

# BAB 4

Chapter 4



Tahun 2022

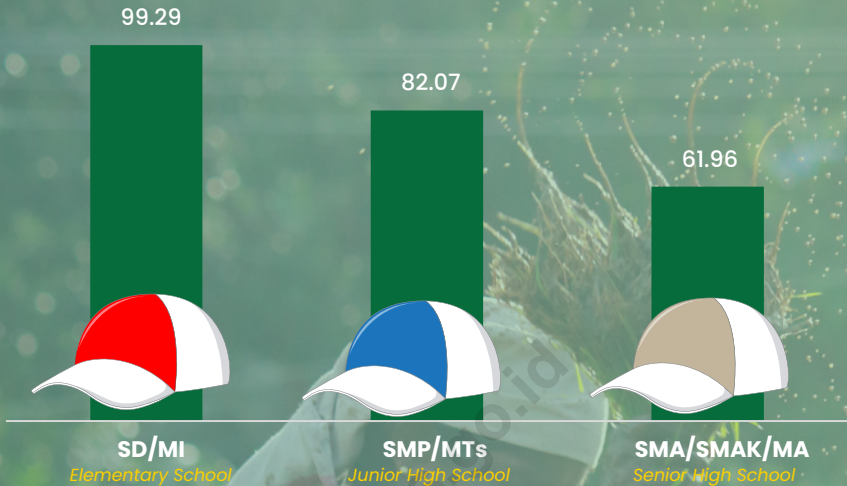
**Persentase  
Penduduk Miskin  
Provinsi Lampung:**

**11,57%**

*Percentage of poor people in Lampung Province is 11.57%*



# PENDIDIKAN /Education



Angka partisipasi murni tertinggi terdapat pada jenjang pendidikan SD/MI sebesar 99,29 dan yang terendah pada jenjang pendidikan SMA/MA sebesar 61,96.

*The highest Net Participation Rate is in elementary with a value of 99,29 while the lowest is senior high school with a value of 61,69.*

# KEMISKINAN /Poverty



Jumlah Penduduk Miskin di Provinsi Lampung mengalami penurunan, pada September 2022 jumlah penduduk miskin Provinsi Lampung sebesar 11,44 persen atau 995,59 ribu orang.

*The number of poor people in Lampung Province decrease, in September 2022 the number of poor people Lampung Province 11,44 percent or 995,59 thousand people*

**PENJELASAN TEKNIS****TECHNICAL NOTES**

- |                                                                                                                                                                                                                                                                                                                   |                                                                                                                                                                                                                                                                                                                            |
|-------------------------------------------------------------------------------------------------------------------------------------------------------------------------------------------------------------------------------------------------------------------------------------------------------------------|----------------------------------------------------------------------------------------------------------------------------------------------------------------------------------------------------------------------------------------------------------------------------------------------------------------------------|
| <p>1. Tidak/belum pernah sekolah adalah mereka yang tidak pernah atau belum pernah terdaftar dan tidak pernah atau belum pernah aktif mengikuti pendidikan di suatu jenjang pendidikan formal. Termasuk juga yang tamat/belum tamat taman kanak-kanak tetapi tidak melanjutkan ke sekolah dasar.</p>              | <p>1. <i>Not/never attending school is someone who has never attended or never been registered in a formal education, such as primary, secondary, and tertiary education. Those who just completed kindergarten are considered as never attended school.</i></p>                                                           |
| <p>2. Masih bersekolah adalah mereka yang terdaftar dan aktif mengikuti pendidikan formal dan nonformal (Paket A, B, atau C), baik pendidikan dasar, menengah maupun pendidikan tinggi. Bagi mahasiswa yang sedang cuti dianggap masih bersekolah.</p>                                                            | <p>2. <i>Attending school is someone who is currently attending primary, secondary, or tertiary education, including package A, package B, or package C. College student who postpones his/her study is considered as attending school.</i></p>                                                                            |
| <p>3. Tidak bersekolah lagi adalah mereka yang pernah terdaftar dan aktif mengikuti pendidikan di suatu jenjang pendidikan formal dan nonformal (Paket A, B, atau C), tetapi pada saat pencacahan tidak lagi terdaftar dan tidak aktif mengikuti pendidikan.</p>                                                  | <p>3. <i>Not attending school anymore is someone who had enrolled and participated in formal and non-formal education in the past including package A, package B, or package C, but currently does not attend school.</i></p>                                                                                              |
| <p>4. Tamat sekolah adalah menyelesaikan pelajaran yang ditandai dengan lulus ujian akhir pada kelas atau tingkat terakhir suatu jenjang pendidikan di sekolah negeri maupun swasta dengan mendapatkan tanda tamat belajar/ijazah. Seseorang yang belum mengikuti pelajaran pada kelas tertinggi tetapi telah</p> | <p>4. <i>Completed particular level of education is someone who has completed particular level of education in private or public school and accepting graduation certificate. Someone who has never attended the highest grade but passed the final exam is considered as completed particular level of education.</i></p> |

mengikuti ujian akhir dan lulus dianggap tamat sekolah.

5. Dapat membaca dan menulis artinya dapat membaca dan menulis kata-kata/kalimat sederhana dengan suatu aksara tertentu.
  6. Jalur Pendidikan di Indonesia terdiri atas 1) pendidikan formal, 2) pendidikan nonformal, dan 3) pendidikan informal yang ketiganya dapat saling melengkapi dan memperkaya (Undang-Undang No. 20 Tahun 2014 tentang Sistem Pendidikan Nasional).
  7. Jenjang Pendidikan Formal terdiri atas pendidikan dasar, pendidikan menengah, dan pendidikan tinggi. Jenis pendidikan yang diajarkan mencakup pendidikan umum, kejuruan, akademik, profesi, vokasi, keagamaan, dan khusus.
    - a. Pendidikan Dasar berbentuk Sekolah Dasar (SD) dan Madrasah Ibtidaiyah (MI) atau bentuk lain yang sederajat serta Sekolah Menengah Pertama (SMP) dan Madrasah Tsanawiyah (MTs), atau bentuk lain yang sederajat.
    - b. Pendidikan Menengah berbentuk Sekolah Menengah Atas (SMA), Madrasah Aliyah (MA), Sekolah Menengah Kejuruan (SMK), dan Madrasah Aliyah Kejuruan (MAK), atau bentuk lain
5. *Able to read and write is the ability to read and write at least a simple sentence in any letter of alphabets.*
  6. *The Education System in Indonesia consists of 1) a formal education, 2) non-formal education, and 3) informal education that all three can be complementary and enriching (Law No. 20 Year 2014 about The National Education System).*
  7. *The Formal Education Level consists of primary education, secondary education, and high education. The kind of education that taught consists of general education, vocational, academic, professional, religious, and specific education.*
    - a. *The Primary Education consists of Elementary School and Islamic Elementary School or other equivalent forms and Junior High School and MTs, or other equivalent forms.*
    - b. *The Secondary Education consists of the senior high school, MA, Vocational School, and Vocational Madrasah Aliyah, or other equivalent forms.*

- c. Pendidikan Tinggi merupakan jenjang pendidikan setelah pendidikan menengah yang mencakup program pendidikan diploma, sarjana, magister, spesialis, dan doktor yang diselenggarakan oleh perguruan tinggi. Perguruan tinggi dapat berbentuk akademi, politeknik, sekolah tinggi, institut, atau universitas.
8. Rumah Sakit adalah tempat pemeriksaan dan perawatan kesehatan, biasanya berada di bawah pengawasan dokter/tenaga medis, yang melayani penderita yang sakit untuk berobat rawat jalan atau rawat inap.
9. Rumah Sakit Bersalin adalah rumah sakit khusus untuk persalinan, dilengkapi pelayanan spesialis pemeriksaan kehamilan, persalinan, rawat inap dan rawat jalan ibu dan anak yang berada di bawah pengawasan dokter spesialis kandungan.
10. Rumah Bersalin adalah sarana pelayanan kesehatan dengan izin sebagai rumah bersalin, dilengkapi pelayanan pemeriksaan kehamilan, persalinan serta pemeriksaan ibu dan anak yang berada di bawah pengawasan bidan senior.
11. Poliklinik adalah sarana kesehatan yang dipakai untuk pelayanan berobat jalan, biasanya berada
- c. *The High Education consists of the education level after the secondary education that consists of diplomas, bachelor, master, specialist, and doctoral degrees that are held by the college. The colleges can be academy, polytechnic, highschool, institute, or university.*
8. *Hospital is a place for health check, usually controlled/supervised by doctors/medical personnel to serve the ill patients to get outpatient or inpatient treatment services.*
9. *Maternity Hospital is a specialized hospital for childbirth, has specialist inspection service to pregnancy, childbirth, hospitalization and outpatient for mothers and children that is under the supervision of an obstetrician.*
10. *Maternity House is health care facility with a license as a maternity house, equipped with prenatal care, childbirth and examination of mothers and children which is under the supervision of a senior midwife.*
11. *Polyclinic is a health facility in which to get outpatient services, usually under the control of doctor/medical*



di bawah pengawasan dokter/tenaga medis.

12. Puskesmas (Pusat Kesehatan Masyarakat) adalah unit pelaksana teknis dinas kesehatan kabupaten/kota yang mempunyai fungsi utama sebagai penyelenggara pelayanan kesehatan tingkat pertama. Wilayah Penduduk usia kerja adalah penduduk yang berumur 15 tahun ke atas.

13. Apotek adalah suatu tempat tertentu yang digunakan untuk melakukan pekerjaan kefarmasian, dan penyaluran/penjualan obat atau bahan farmasi dan perbekalan kesehatan lainnya kepada masyarakat yang dikelola oleh tenaga apoteker (Peraturan Menteri Kesehatan RI No. 1332 Tahun 2002 Tentang Perubahan Atas Peraturan Menteri Kesehatan RI No. 922/MENKES/PER/X/1993 Tentang Ketentuan dan Tata Cara Pemberian Izin Apotek).

14. Imunisasi adalah memasukkan kuman atau racun penyakit tertentu yang sudah dilemahkan (vaksin) ke dalam tubuh dengan cara disuntik atau diminum (diteteskan dalam mulut) dengan maksud agar terjadi kekebalan tubuh terhadap penyakit tersebut.

*personnel.*

12. *Public Health Center is technical implementation unit of regency health department that have the primary function as a first-level health care providers. The working area standard of public health center is one district and to reach their working areas, public health centers have a service network covering subsidiary of public health center, mobile public health center units, and midwife units (Regulation of the Minister of Health of Indonesia Number 75 Year 2015 about Public Health Center).*

13. *Pharmacy is a specific place that is used for pharmaceutical jobs, and distribution/sale of drugs/ pharmaceuticals and other medical supplies to people that are administered by trained pharmacist (Regulation of the Minister of Health of Indonesia Number 1332 Year 2002 about the Changes of Regulation of the Minister of Health of Indonesia Number 922/MENKES/PER/X/1993 about Pro-vision and Procedures for Administration of Licensed Pharmacies).*

14. *Immunization is putting enervated microbe of a certain disease into human body by injection or drinking (dropping into mouth) to make the body immune to that disease.*

15. Keluhan kesehatan adalah keadaan seseorang yang mengalami gangguan kesehatan atau kejiwaan, baik karena penyakit akut, penyakit kronis, kecelakaan, kriminal, atau hal lain.
16. Mengobati sendiri adalah upaya oleh anggota rumah tangga/keluarga dengan melakukan pengobatan sendiri tanpa datang ke tempat fasilitas kesehatan atau memanggil dokter/petugas kesehatan ke rumahnya (misal minum obat modern, jamu, kerokan, kompres, kop, pijat) agar sembuh atau menjadi lebih ringan keluhan kesehatannya.
17. Angka penemuan kasus tuberkulosis adalah jumlah kasus baru tuberkulosis (TB) dan kasus TB yang didiagnosis kambuh yang diobati dalam program penanggulangan TB nasional dan dilaporkan kepada WHO, dibagi dengan perkiraan WHO terhadap jumlah kasus insiden tuberkulosis pada tahun yang sama, dinyatakan sebagai persentase.
18. Angka keberhasilan pengobatan tuberkulosis smear positive/Basil Tahan Asam (BTA) positif adalah proporsi (dinyatakan sebagai persentase) kasus TB BTA positif yang terdaftar di bawah program pengendalian TB nasional pada tahun tertentu yang dinyatakan berhasil menyelesaikan pengobatan. Dengan atau tanpa bukti bakteriologi keberhasilan
15. *Health complaint is a condition where a person has health or mental problems because of acute illness, chronically illness, accident, crimes, or others.*
16. *Self treatment is an effort of household members/family to have a health treatment by themselves without visiting health facilities or a doctor/health personnel (for instance, by taking modern medicine, herb medicine, chief with a coin, compress, cupping suction, massage) in order to recover from illness or reduce the health complaint.*
17. *The case detection rate for all forms of tuberculosis is the number of new and relapse tuberculosis cases diagnosed and treated in national tuberculosis control programmes and notified to WHO, divided by WHO's estimate of the number of incident tuberculosis cases for the same year, expressed as a percentage.*
18. *The treatment success rate for new pulmonary smear-positive tuberculosis cases is the proportion (expressed as a percentage) of new smear-positive tuberculosis cases registered under a national tuberculosis control programme in a given year that successfully completed treatment. With or without bacteriological evidence of success ("cured" and "treatment*

(“sembuh” dan “menyelesaikan pengobatan” masing-masing).

19. Kasus kumulatif AIDS adalah kumulatif kasus AIDS sampai dengan referensi waktu tertentu.
  20. BCG (Bacillus Calmette Guerin) merupakan vaksinasi untuk mencegah penyakit TBC, diberikan pada bayi baru lahir atau anak, dengan suntikan pada kulit pangkal lengan atas. Bekas suntikan kemudian akan membentuk tonjolan kecil jaringan parut pada kulit lengan atas. Suntikan BCG diberikan kepada anak sebanyak 1 kali.
  21. DPT (Difteri, Pertusis, Tetanus) merupakan vaksin untuk mencegah penyakit Difteri, Pertusis, dan Tetanus yang diberikan pada bayi berumur 3 bulan ke atas, dengan suntikan pada paha, diulang 1 bulan dan 2 bulan kemudian, sehingga suntikan imunisasi DPT lengkap pada balita berjumlah 3 kali (kadang-kadang selang waktu antar suntikan bisa lebih dari 1 bulan).
  22. Luas lantai adalah luas lantai yang ditempati dan digunakan untuk keperluan sehari-hari (sebatas atap).
  23. Air leding adalah sumber air yang berasal dari air yang telah melalui proses penjernihan dan penyehatan sebelum dialirkan kepada konsumen melalui instalasi
19. *Cummulative AIDS case is cummulative AIDS cases with reference to a particular time.*
  20. *BCG (Bacillus Calmette Guerin) is a vaccine to prevent TBC disease, given to newborns or children, by injection at the base of the skin of the upper arm. Injection site will form little bumps of scar tissue in the skin of the upper arm. BCG injections given to children 1 times.*
  21. *DPT (Diphtheria, Pertussis, Tetanus) is a vaccine to prevent the diphtheria, pertussis, and tetanus disease, given to infants aged 3 months and above, with a shot in the thigh, repeated one month and two months later, so that the complete DPT immunization shots at toddler totaling 3 times (sometimes the time interval between injections can be more than 1 month).*
  22. *Floor area is the total area which is occupied and utilized daily.*
  23. *Pipe water is a water source that comes from water that has been through a process of purification and sanitation before distribute to consumers through an instalation*

berupa saluran air. Sumber air ini biasanya diusahakan oleh PAM/PDAM/BPAM. Termasuk dalam hal ini air leding yang didapat secara eceran.

*of water lines. This water source is usually distributed by PAM/PDAM/BPAM. This include a pipe water that sold at retail.*

24. Sumur terlindung adalah air yang berasal dari dalam tanah yang digali dan lingkaran sumur tersebut dilindungi oleh tembok paling sedikit 0,8 meter di atas tanah dan 3 meter ke bawah tanah, serta ada lantai semen sejauh 1 meter dari lingkaran sumur.
  25. Status penguasaan bangunan tempat tinggal milik sendiri adalah jika tempat tinggal tersebut pada waktu pencacahan betul-betul sudah milik kepala rumah tangga atau salah seorang anggota rumah tangga. Rumah yang dibeli secara angsuran melalui kredit bank atau rumah dengan status sewa beli dianggap rumah milik sendiri.
  26. Peristiwa tindak pidana yang dilaporkan ialah setiap peristiwa yang diterima kepolisian dari laporan masyarakat, atau peristiwa dimana pelakunya tertangkap tangan oleh kepolisian.
  27. Jumlah tindak pidana menggambarkan jumlah kasus tindak pidana yang terjadi pada kurun waktu tertentu.
  28. Resiko penduduk terjadi tindak pidana per 100.000 penduduk
24. *Protected wells is water that comes from the soil were excavated and the circumference of the well was protected by walls at least 0.8 meters above ground and 3 meters underground, and cement floor as far as 1 meter from the well circumference.*
  25. *Own ownership property status is a status of dwelling occupied belongs to the head of household or one of the household member. Houses bought through bank credit or houses with leasing status were also categorized as an own property.*
  26. *Reported crime incidence includes all criminal cases reported and received by police office, and all crimes caught by police.*
  27. *Crime total refers to the number of criminal cases occurring during a given period.*
  28. *Population risk of committing a crime per 100,000 population*

$$= \frac{\text{jumlah tindak pidana tahun } t}{\text{jumlah penduduk tahun } t} \times 100.000$$

Resiko penduduk terjadi tindak pidana per 100.000 penduduk mengindikasikan peluang penduduk berisiko terkena tindak pidana. Biasanya dinyatakan dalam setiap 100.000 penduduk.

29. Selang waktu terjadi tindak pidana tahun t

$$= \frac{365 \times 24 \times 60 \times 60}{\text{jumlah tindak pidana tahun } t} \times (\text{detik})$$

Selang waktu terjadi tindak pidana tahun t mengindikasikan selang waktu terjadinya satu tindak kejahatan dengan kejahatan yang lain.

30. Persentase penyelesaian tindak pidana

$$= \frac{\text{jumlah tindak pidana yang diselesaikan}}{\text{jumlah peristiwa tindak pidana yang dilaporkan}} \times 100\%$$

Persentase penyelesaian peristiwa tindak pidana menyatakan persentase penyelesaian tindak pidana oleh polisi. Suatu tindak pidana dinyatakan sebagai kasus yang selesai di tingkat kepolisian, apabila:

- Berkas perkaranya sudah siap untuk diserahkan atau telah diserahkan kepada kejaksaan;
- Dalam hal delik aduan, pengaduannya dicabut dalam tenggang waktu yang telah ditentukan menurut undang-

$$= \frac{\text{Number of criminal cases year } t}{\text{Total population year } t} \times 100.000$$

Crime rate indicates the probability of population exposed to risk of crime, expressed in every 100,000 people.

29. *Crime clock*

$$= \frac{365 \times 24 \times 60 \times 60}{\text{Number of criminal cases year } t} \times (\text{second})$$

*Crime clock indicates the time interval of occurrence between one crime to another crime.*

30. *Crime clearance rate*

$$= \frac{\text{Number of cleared criminal cases}}{\text{Number of reported criminal cases}} \times 100\%$$

*Crime clearance rate refers to percentage of crime clearance by police. A criminal case is categorized as a cleared case by police, if:*

- *All documents are ready to submit or already submitted to justice court;*
- *In the case of attense that warrants complaint, the complaint was withdraw within a given period state in the law;*

- undang;
  - Telah diselesaikan oleh kepolisian berdasarkan azas *plichtmatigheid* (kewajiban berdasarkan kewenangan hukum);
  - Kasus yang dimaksud tidak termasuk kompetensi kepolisian
  - Tersangka meninggal dunia;
  - Kasus kadaluwarsa
- *The case was cleared by police based on the principle of plichtmatigheid (obligation on the basis of law outhority);*
  - *The case was not the responsibility of police office;*
  - *The suspect died;*
  - *The case was out of date.*
31. Bencana Alam adalah peristiwa atau serangkaian peristiwa yang mengancam dan mengganggu kehidupan/ penghidupan masyarakat yang disebabkan oleh faktor alam antara lain berupa gempa bumi, tsunami, gunung meletus, banjir, kekeringan, angin topan, dan tanah longsor sehingga mengakibatkan kerugian materi maupun non-materi.
31. *Natural Disaster is an event or series of events that threaten and disrupt the lives and livelihoods caused by natural factors such as: earthquake, tsunami, volcanic eruption, flood, flash flood, drought, typhoon/ cyclone, and landslide so it can lead to result in loss of material and non-material.*
32. Korban meninggal adalah orang yang dilaporkan tewas atau meninggal dunia akibat bencana.
32. *Fatality is a person reported killed or death in the wake of a disaster.*
33. Korban hilang adalah orang yang dilaporkan hilang atau tidak ditemukan atau tidak diketahui keberadaannya setelah terjadi bencana.
33. *Missing person is a person reported missing or who cannot be located or who cannot be accounted for in the wake of a disaster.*
34. Korban luka/sakit adalah orang yang mengalami luka-luka atau sakit, dalam keadaan luka ringan, luka sedang maupun luka parah/ berat, baik yang berobat jalan maupun rawat inap.
34. *Casualty is a person suffering injury or illness, in a state of light injury, moderate injury, or heavy injury, which in undergoing treatment as either an outpatient or inpatient.*

35. Rusak Berat adalah kriteria kerusakan yang mengakibatkan bangunan roboh atau sebagian besar komponen struktur rusak.
36. Rusak sedang adalah kriteria kerusakan yang mengakibatkan sebagian kecil komponen struktur rusak, dan komponen penunjang rusak namun bangunan masih tetap berdiri.
37. Rusak ringan adalah kriteria kerusakan yang mengakibatkan sebagian komponen struktur retak (struktur masih bisa digunakan) dan bangunan masih tetap berdiri.
38. Untuk mengukur kemiskinan, BPS menggunakan konsep kemampuan memenuhi kebutuhan dasar (basic needs approach). Dengan pendekatan ini, kemiskinan dipandang sebagai ketidakmampuan dari sisi ekonomi untuk memenuhi kebutuhan dasar makanan dan bukan makanan yang diukur dari sisi pengeluaran. Metode yang digunakan adalah menghitung Garis Kemiskinan (GK), yang terdiri dari dua komponen yaitu Garis Kemiskinan Makanan (GKM) dan Garis Kemiskinan Non-Makanan (GKNM). Penghitungan Garis Kemiskinan dilakukan secara terpisah untuk daerah perkotaan dan perdesaan.
39. Penduduk miskin adalah penduduk yang memiliki rata-rata
35. *Severely damaged is the criteria of damage that resulted most buildings collapsed or damaged its structural components.*
36. *Damaged is the criteria of damage that resulted defective fraction of structural components and supporting components damaged, but the building still stands.*
37. *Lightly damaged is the criteria of damage that resulted partially cracked structural components, but the structure still can be used and the building still stands.*
38. *To measure poverty, BPS-Statistics Indonesia has used the concept of basic needs approach. Therefore, poverty is viewed as economic inability to fulfill food and non-food basic needs which are measured by consumption/expenditure. The method used is calculating poverty line, which consists of two components that are Food Poverty Line (FPL) and Non-Food Poverty Line (NFPL). The poverty line was calculated separately for urban and rural areas.*
39. *A person whose expenditure per capita per month is below the*

pengeluaran per kapita per bulan di bawah Garis Kemiskinan.

*poverty line is considered to be poor.*

40. Garis Kemiskinan Makanan (GKM) merupakan nilai pengeluaran kebutuhan minimum makanan yang disetarakan dengan 2.100 kkalori per kapita per hari. Garis Kemiskinan Non-Makanan (GKNM) adalah kebutuhan minimum untuk perumahan, sandang, pendidikan, kesehatan, dan kebutuhan dasar lainnya.

40. *The Food Poverty Line refers to the daily minimum requirement of 2,100 kcal per capita per day. The Non-Food Poverty Line refers to the minimum requirement for household necessities for clothing, education, health, and other basic individual needs.*

41. Ukuran Kemiskinan

41. *Poverty Measures*

a. Head Count Index (HCI- $P_0$ ) adalah persentase penduduk miskin yang berada di bawah Garis Kemiskinan (GK).

a. *Head Count Index (HCI- $P_0$ ) simply measures the percentage of the population that is counted as poor, often denoted by  $P_0$ .*

b. Indeks Kedalaman Kemiskinan (Poverty Gap Index- $P_1$ ) merupakan ukuran rata-rata kesenjangan pengeluaran masing-masing penduduk miskin terhadap garis kemiskinan. Semakin tinggi nilai indeks, semakin jauh rata-rata pengeluaran penduduk dari garis kemiskinan.

b. *Poverty Gap Index- $P_1$  measures the extent to which individuals fall below the poverty line (the poverty gaps) as a proportion of the poverty line. Higher value of the index shows that the gap between average expenditure of the poor and the poverty line is wider.*

c. Indeks Keparahan Kemiskinan (Poverty Severity Index- $P_2$ ) memberikan gambaran mengenai penyebaran pengeluaran di antara penduduk miskin. Semakin tinggi nilai indeks, semakin tinggi ketimpangan pengeluaran di antara penduduk miskin.

c. *Poverty Severity Index- $P_2$  describes inequality among the poor. This is simply a weighted sum of poverty gaps (as a proportion of the poverty line), where the weights are the proportionate poverty gaps themselves. Hence, by squaring the poverty gap index, the measure implicitly puts more*



weight on observations that fall well below the poverty line. Higher value of the index shows that inequality among the poor is higher.

Foster-Greer-Thorbecke (1984) merumuskan suatu ukuran yang digunakan untuk mengukur tingkat kemiskinan sebagai berikut:

$$P_a = \frac{1}{n} \sum_{i=1}^q \left[ \frac{z - y_i}{z} \right]^a$$

dimana:

a = 0, 1, 2

z = Garis kemiskinan

$y_i$  = Rata-rata pengeluaran perkapita sebulan penduduk yang berada di bawah garis kemiskinan (i=1,2,...,q),  $y_i < z$

q = Banyaknya penduduk yang berada di bawah garis kemiskinan

n = Jumlah penduduk

Jika a=0, diperoleh Head Count Index (P0), jika a=1 diperoleh indeks kedalaman kemiskinan (Poverty Gap Index-P1) dan jika a=2 disebut indeks keparahan kemiskinan (Poverty Severity Index-P2).

Foster-Greer-Thorbecke (1984) developed poverty measures that may be written as:

$$P_a = \frac{1}{n} \sum_{i=1}^q \left[ \frac{z - y_i}{z} \right]^a$$

where:

a = 0, 1, 2

z = the poverty line

$y_i$  = Average expenditure per capita per month of the poor (i=1,2,...,q),  $y_i < z$

q = the number of poor

n = the total population

If a=0 is obtained Head Count Index (P0), if a=1 is obtained Poverty Gap Index-P1, and if a=2 is obtained Poverty Severity Index-P2.

42. Indeks Pembangunan Manusia (IPM) menjelaskan bagaimana penduduk dapat mengakses hasil pembangunan dalam memperoleh pendapatan, kesehatan, pendidikan dan

42. The Human Development Index (HDI) explains how people can access development results in obtaining income, health, education and so forth. HDI was introduced by United Nations

sebagainya. IPM diperkenalkan oleh UNDP pada tahun 1990 dan dipublikasikan secara berkala dalam laporan tahunan Human Development Report (HDR). IPM dibentuk oleh 3 (tiga) dimensi dasar: Umur panjang dan hidup sehat; pengetahuan; dan standar hidup layak.

*Development Programme (UNDP) in 1990 and published periodically in the annual report of the Human Development Report. HDI was formed by three basic dimensions: a long and healthy life; knowledge; and a decent standard of living.*

<https://lampung.bps.go.id>

**ULASAN****DESCRIPTION**

Angka Partisipasi Murni Paling Tinggi ada di Jenjang Pendidikan SD/MI dengan nilai 99,29 sementara yang terendah adalah SMA/SMK/MA dengan nilai sebesar 61,96.

*The Highest Participation Rate is in elementary school with a value of 99.29 while the lowest is senior high school with a value of 61.96.*

Jumlah penduduk miskin Provinsi Lampung Maret 2022 mengalami penurunan dari Maret 2021 dari 1.083,93 ribu menjadi 1.002,41 jiwa pada Maret 2022.

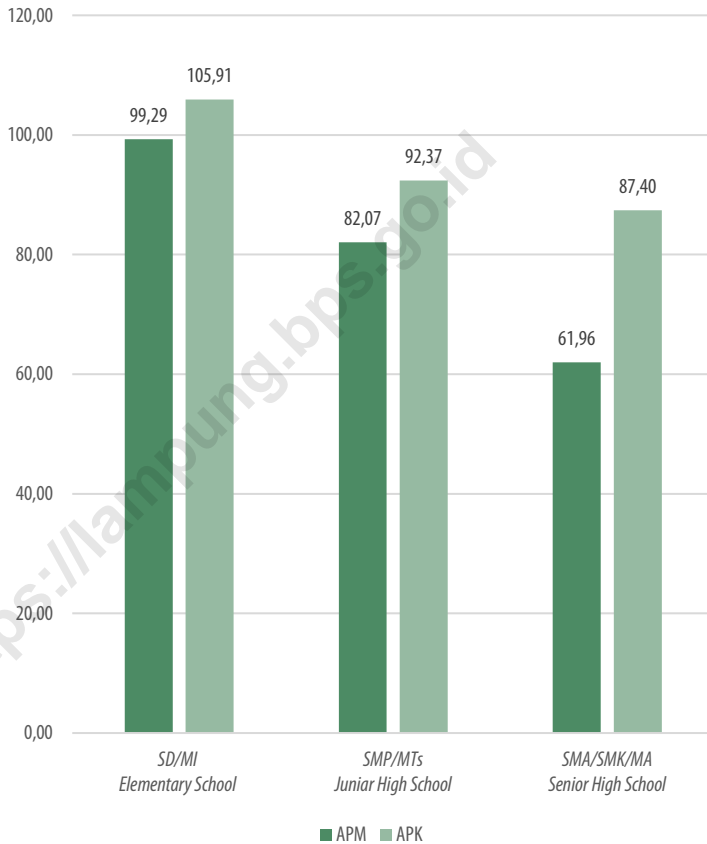
*The number of poor people in Lampung Province in March 2022 decreased from March 2021 from 1,083.93 thousand to 1,002.31 in March 2022.*

Indeks Pembangunan Manusia (IPM) di Provinsi Lampung mengalami peningkatan dari 69,90 ditahun 2021, menjadi 70,45 di 2022. IPM Kabupaten Pringsewu, merupakan IPM tertinggi untuk wilayah Kabupaten, yaitu sebesar 70,98. Sementara untuk Kota, IPM Kota Bandar Lampung dan Metro tidak jauh, IPM Bandar Lampung 78,01 sementara Metro angka IPMnya berada di 77,89.

*The Human Development Index (HDI) in Lampung Province has increased from 69.90 in 2021 to 70.45 in 2022. HDI of Pringsewu Regency is the highest HDI for the regency area, which is 70.98. While for municipality area, HDI of Bandar Lampung and Metro not far away, HDI Bandar Lampung 78.01 while Metro HDI figures are at 77.89.*

**Gambar** 4.1  
**Figures**

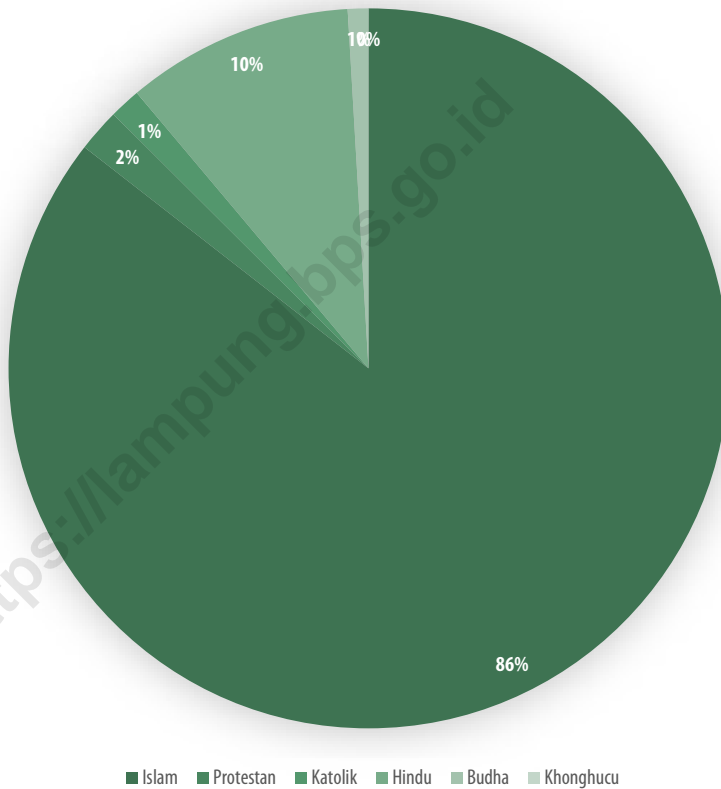
**Angka Partisipasi Murni (APM) dan Angka Partisipasi Kasar (APK) Menurut Jenjang Pendidikan di Provinsi Lampung, 2022**  
**Net Participation Rates and Gross Participation Rates by Educational Level in Lampung Province, 2022**



Sumber/Source: BPS, Survei Sosial Ekonomi Nasional (Susenas)/BPS-Statistics Indonesia, National Socioeconomic Survey

**Gambar** 4.2  
**Figures**

**Jumlah Penduduk menurut Agama di Provinsi Lampung, 2022**  
**Population by Religion in Lampung Province, 2022**



Sumber/Source: Kantor Wilayah Kementerian Agama Provinsi Lampung/ Regional Office of the Ministry of Religion of Lampung Province

#### 4.1 PENDIDIKAN EDUCATION

**Tabel 4.1.1** Jumlah Sekolah, Guru, dan Murid Taman Kanak-Kanak (TK) di Bawah Kementerian Pendidikan dan Kebudayaan Menurut Kabupaten/Kota di Provinsi Lampung, 2021/2022 dan 2022/2023  
*Number of Schools, Teachers, and Pupils in Kindergarten Under The Ministry of Education and Culture by Regency/Municipality in Lampung Province, 2021/2022 and 2022/2023*

| Kabupaten/Kota<br>Regency/Municipality | Sekolah/Schools |            |                |              |              |              |
|----------------------------------------|-----------------|------------|----------------|--------------|--------------|--------------|
|                                        | Negeri/Public   |            | Swasta/Private |              | Jumlah/Total |              |
|                                        | 2021/2022       | 2022/2023  | 2021/2022      | 2022/2023    | 2021/2022    | 2022/2023    |
| (1)                                    | (2)             | (3)        | (4)            | (5)          | (6)          | (7)          |
| Lampung Barat                          | 18              | 18         | 78             | 85           | 96           | 103          |
| Tanggamus                              | 5               | 3          | 125            | 242          | 130          | 245          |
| Lampung Selatan                        | 3               | 5          | 237            | 515          | 240          | 520          |
| Lampung Timur                          | 1               | 1          | 450            | 456          | 451          | 457          |
| Lampung Tengah                         | 5               | 8          | 505            | 231          | 510          | 239          |
| Lampung Utara                          | 8               | 31         | 224            | 94           | 232          | 125          |
| Way Kanan                              | 9               | 2          | 157            | 139          | 166          | 141          |
| Tulang Bawang                          | 4               | 3          | 154            | 77           | 158          | 80           |
| Pesawaran                              | 2               | 8          | 136            | 116          | 138          | 124          |
| Pringsewu                              | 8               | 5          | 112            | 127          | 120          | 132          |
| Mesuji                                 | 30              | 4          | 93             | 157          | 123          | 161          |
| Tulang Bawang Barat                    | 1               | 1          | 116            | 122          | 117          | 123          |
| Pesisir Barat                          | 3               | 12         | 75             | 156          | 78           | 168          |
| Bandar Lampung                         | 4               | 4          | 366            | 373          | 370          | 377          |
| Metro                                  | 4               | 4          | 59             | 58           | 63           | 62           |
| <b>Lampung</b>                         | <b>105</b>      | <b>109</b> | <b>2 887</b>   | <b>2 948</b> | <b>2 992</b> | <b>3 057</b> |

Lanjutan Tabel/Continued Table 4.1.1

| Kabupaten/Kota<br>Regency/Municipality | Guru <sup>1</sup> /Teachers <sup>1</sup> |            |                |               |               |               |
|----------------------------------------|------------------------------------------|------------|----------------|---------------|---------------|---------------|
|                                        | Negeri/Public                            |            | Swasta/Private |               | Jumlah/Total  |               |
|                                        | 2021/2022                                | 2022/2023  | 2021/2022      | 2022/2023     | 2021/2022     | 2022/2023     |
| (1)                                    | (8)                                      | (9)        | (10)           | (11)          | (12)          | (13)          |
| Lampung Barat                          | 103                                      | 117        | 204            | 234           | 307           | 351           |
| Tanggamus                              | 27                                       | 20         | 499            | 1 128         | 526           | 1 148         |
| Lampung Selatan                        | 21                                       | 44         | 1 058          | 2 108         | 1 079         | 2 152         |
| Lampung Timur                          | 10                                       | 8          | 1 682          | 1 691         | 1 692         | 1 699         |
| Lampung Tengah                         | 42                                       | 48         | 2 050          | 856           | 2 092         | 904           |
| Lampung Utara                          | 43                                       | 138        | 814            | 325           | 857           | 463           |
| Way Kanan                              | 65                                       | 19         | 668            | 580           | 733           | 599           |
| Tulang Bawang                          | 35                                       | 18         | 569            | 233           | 604           | 251           |
| Pesawaran                              | 19                                       | 39         | 561            | 528           | 580           | 567           |
| Pringsewu                              | 31                                       | 31         | 481            | 525           | 512           | 556           |
| Mesuji                                 | 115                                      | 35         | 330            | 607           | 445           | 642           |
| Tulang Bawang Barat                    | 6                                        | 8          | 420            | 480           | 426           | 488           |
| Pesisir Barat                          | 16                                       | 84         | 208            | 718           | 224           | 802           |
| Bandar Lampung                         | 28                                       | 30         | 1 971          | 2 057         | 1 999         | 2 087         |
| Metro                                  | 48                                       | 50         | 420            | 426           | 468           | 476           |
| <b>Lampung</b>                         | <b>609</b>                               | <b>689</b> | <b>11 935</b>  | <b>12 496</b> | <b>12 544</b> | <b>13 185</b> |

Lanjutan Tabel/*Continued Table 4.1.1*

| Kabupaten/Kota<br><i>Regency/Municipality</i> | Murid/Pupils          |              |                        |                |                      |                |
|-----------------------------------------------|-----------------------|--------------|------------------------|----------------|----------------------|----------------|
|                                               | Negeri/ <i>Public</i> |              | Swasta/ <i>Private</i> |                | Jumlah/ <i>Total</i> |                |
|                                               | 2021/2022             | 2022/2023    | 2021/2022              | 2022/2023      | 2021/2022            | 2022/2023      |
| (1)                                           | (14)                  | (15)         | (16)                   | (17)           | (18)                 | (19)           |
| Lampung Barat                                 | 869                   | 926          | 2 856                  | 3 105          | 3 725                | 4 031          |
| Tanggamus                                     | 174                   | 177          | 4 723                  | 11 215         | 4 897                | 11 392         |
| Lampung Selatan                               | 164                   | 371          | 9 991                  | 22 632         | 10 155               | 23 003         |
| Lampung Timur                                 | 102                   | 97           | 18 004                 | 18 558         | 18 106               | 18 655         |
| Lampung Tengah                                | 289                   | 419          | 21 286                 | 7 640          | 21 575               | 8 059          |
| Lampung Utara                                 | 381                   | 1 269        | 7 204                  | 4 151          | 7 585                | 5 420          |
| Way Kanan                                     | 379                   | 122          | 6 549                  | 5 199          | 6 928                | 5 321          |
| Tulang Bawang                                 | 233                   | 161          | 6 880                  | 2 444          | 7 113                | 2 605          |
| Pesawaran                                     | 124                   | 343          | 4 880                  | 5 147          | 5 004                | 5 490          |
| Pringsewu                                     | 302                   | 225          | 4 606                  | 5 336          | 4 908                | 5 561          |
| Mesuji                                        | 1 084                 | 291          | 3 962                  | 7 378          | 5 046                | 7 669          |
| Tulang Bawang Barat                           | 40                    | 28           | 4 633                  | 4 810          | 4 673                | 4 838          |
| Pesisir Barat                                 | 145                   | 532          | 2 303                  | 6 919          | 2 448                | 7 451          |
| Bandar Lampung                                | 200                   | 235          | 14 382                 | 17 017         | 14 582               | 17 252         |
| Metro                                         | 344                   | 441          | 3 851                  | 4 298          | 4 195                | 4 739          |
| <b>Lampung</b>                                | <b>4 830</b>          | <b>5 637</b> | <b>116 110</b>         | <b>125 849</b> | <b>120 940</b>       | <b>131 486</b> |

Catatan/*Note*: <sup>1</sup> Jumlah guru termasuk kepala sekolah dan guru/*The total of teachers including headmaster and teacher*  
 Sumber/*Source*: Kementerian Pendidikan, Kebudayaan, Riset, dan Teknologi, Sistem Data Pokok Pendidikan, data semester ganjil laporan sampai dengan 30 November 2022/*Ministry of Education, Culture, Research, and Technology, Basic Education Data System, odd semester report data up to 30 November 2022*



**Tabel**  
**Table** 4.1.2

**Jumlah Sekolah, Guru, dan Murid Raudatul Athfal (RA) di Bawah Kementerian Agama Menurut Kabupaten/Kota di Provinsi Lampung, 2021/2022 dan 2022/2023**  
**Number of Schools, Teachers, and Pupils in Raudatul Athfal (RA) Under The Ministry of Religious Affairs by Regency/ Municipality in Lampung Province, 2021/2022 and 2022/2023**

| Kabupaten/Kota<br>Regency/Municipality | Sekolah<br>Schools |            | Guru/Teachers |              | Murid<br>Pupils |               |
|----------------------------------------|--------------------|------------|---------------|--------------|-----------------|---------------|
|                                        | 2021/2022          | 2022/2023  | 2021/2022     | 2022/2023    | 2021/2022       | 2022/2023     |
| (1)                                    | (2)                | (3)        | (4)           | (5)          | (6)             | (7)           |
| Lampung Barat                          | 36                 | 37         | 134           | 163          | 1 481           | 1 628         |
| Tanggamus                              | 16                 | 16         | 50            | 59           | 493             | 576           |
| Lampung Selatan                        | 72                 | 72         | 320           | 361          | 3 543           | 3 831         |
| Lampung Timur                          | 112                | 113        | 443           | 477          | 5 244           | 5 944         |
| Lampung Tengah                         | 117                | 117        | 474           | 509          | 6 149           | 6 286         |
| Lampung Utara                          | 79                 | 79         | 317           | 292          | 3 111           | 3 462         |
| Way Kanan                              | 27                 | 27         | 125           | 142          | 1 127           | 1 174         |
| Tulang Bawang                          | 37                 | 37         | 181           | 195          | 1 785           | 2 106         |
| Pesawaran                              | 54                 | 54         | 237           | 268          | 2 146           | 2 402         |
| Pringsewu                              | 33                 | 33         | 149           | 166          | 1 321           | 1 454         |
| Mesuji                                 | 7                  | 7          | 32            | 32           | 332             | 334           |
| Tulang Bawang Barat                    | 30                 | 30         | 133           | 142          | 1 335           | 1 552         |
| Pesisir Barat                          | 7                  | 7          | 26            | 31           | 269             | 286           |
| Bandar Lampung                         | 24                 | 24         | 130           | 129          | 818             | 1 219         |
| Metro                                  | 10                 | 10         | 45            | 55           | 369             | 409           |
| <b>Lampung</b>                         | <b>661</b>         | <b>663</b> | <b>2 796</b>  | <b>3 021</b> | <b>29 523</b>   | <b>32 663</b> |

Catatan/Note: Seluruh Raudatul Athfal (RA) berstatus swasta/ All Raudatul Athfal (RA) are private

Sumber/Source: Kementerian Agama, EMIS, data semester ganjil / Ministry of Religious Affairs, EMIS, odd semester

**Tabel**  
**Table** 4.1.3

**Jumlah Sekolah, Guru, dan Murid Sekolah Dasar (SD)  
di Bawah Kementerian Pendidikan dan Kebudayaan  
Menurut Kabupaten/Kota di Provinsi Lampung,  
2021/2022 dan 2022/2023**  
*Number of Schools, Teachers, and Pupils in Primary  
Schools Under The Ministry of Education and Culture by  
Regency/Municipality in Lampung Province, 2021/2022 and  
2022/2023*

| Kabupaten/Kota<br><i>Regency/<br/>Municipality</i> | Sekolah<br><i>Schools</i> |              |                          |            |                        |              |
|----------------------------------------------------|---------------------------|--------------|--------------------------|------------|------------------------|--------------|
|                                                    | Negeri<br><i>Public</i>   |              | Swasta<br><i>Private</i> |            | Jumlah<br><i>Total</i> |              |
|                                                    | 2021/2022                 | 2022/2023    | 2021/2022                | 2022/2023  | 2021/2022              | 2022/2023    |
| (1)                                                | (2)                       | (3)          | (4)                      | (5)        | (6)                    | (7)          |
| Lampung Barat                                      | 179                       | 179          | 37                       | 37         | 216                    | 216          |
| Tanggamus                                          | 400                       | 395          | 9                        | 9          | 409                    | 404          |
| Lampung Selatan                                    | 472                       | 472          | 27                       | 30         | 499                    | 502          |
| Lampung Timur                                      | 537                       | 536          | 39                       | 42         | 576                    | 578          |
| Lampung Tengah                                     | 683                       | 684          | 63                       | 68         | 746                    | 752          |
| Lampung Utara                                      | 410                       | 410          | 24                       | 25         | 434                    | 435          |
| Way Kanan                                          | 298                       | 298          | 16                       | 19         | 314                    | 317          |
| Tulang Bawang                                      | 178                       | 178          | 40                       | 42         | 218                    | 220          |
| Pesawaran                                          | 302                       | 284          | 13                       | 15         | 315                    | 299          |
| Pringsewu                                          | 252                       | 252          | 13                       | 13         | 265                    | 265          |
| Mesuji                                             | 127                       | 127          | 8                        | 8          | 135                    | 135          |
| Tulang Bawang Barat                                | 164                       | 164          | 11                       | 12         | 175                    | 176          |
| Pesisir Barat                                      | 121                       | 121          | 5                        | 6          | 126                    | 127          |
| Bandar Lampung                                     | 167                       | 167          | 73                       | 74         | 240                    | 241          |
| Metro                                              | 47                        | 47           | 16                       | 18         | 63                     | 65           |
| <b>Lampung</b>                                     | <b>4 337</b>              | <b>4 314</b> | <b>394</b>               | <b>418</b> | <b>4 731</b>           | <b>4 732</b> |

Lanjutan Tabel/Continued Table 4.1.3

| Kabupaten/Kota<br>Regency/<br>Municipality | Guru<br>Teachers |               |                   |              |                 |               |
|--------------------------------------------|------------------|---------------|-------------------|--------------|-----------------|---------------|
|                                            | Negeri<br>Public |               | Swasta<br>Private |              | Jumlah<br>Total |               |
|                                            | 2021/2022        | 2022/2023     | 2021/2022         | 2022/2023    | 2021/2022       | 2022/2023     |
| (1)                                        | (8)              | (9)           | (10)              | (11)         | (12)            | (13)          |
| Lampung Barat                              | 1 876            | 1 986         | 214               | 199          | 2 090           | 2 185         |
| Tanggamus                                  | 4 433            | 4 617         | 121               | 122          | 4 554           | 4 739         |
| Lampung Selatan                            | 5 572            | 5 613         | 344               | 371          | 5 916           | 5 984         |
| Lampung Timur                              | 5 654            | 5 922         | 407               | 381          | 6 061           | 6 303         |
| Lampung Tengah                             | 7 608            | 8 131         | 680               | 726          | 8 288           | 8 857         |
| Lampung Utara                              | 4 418            | 4 691         | 378               | 375          | 4 796           | 5 066         |
| Way Kanan                                  | 3 429            | 3 589         | 137               | 154          | 3 566           | 3 743         |
| Tulang Bawang                              | 2 352            | 2 473         | 382               | 426          | 2 734           | 2 899         |
| Pesawaran                                  | 3 071            | 3 208         | 111               | 132          | 3 182           | 3 340         |
| Pringsewu                                  | 2 667            | 2 823         | 196               | 187          | 2 863           | 3 010         |
| Mesuji                                     | 1 569            | 1 587         | 64                | 61           | 1 633           | 1 648         |
| Tulang Bawang Barat                        | 1 850            | 1 929         | 122               | 152          | 1 972           | 2 081         |
| Pesisir Barat                              | 1 545            | 1 583         | 48                | 55           | 1 593           | 1 638         |
| Bandar Lampung                             | 3 348            | 3 524         | 1 620             | 1 545        | 4 968           | 5 069         |
| Metro                                      | 763              | 746           | 331               | 403          | 1 094           | 1 149         |
| <b>Lampung</b>                             | <b>50 155</b>    | <b>52 422</b> | <b>5 155</b>      | <b>5 289</b> | <b>55 310</b>   | <b>57 711</b> |

Lanjutan Tabel/*Continued Table* 4.1.3

| Kabupaten/Kota<br><i>Regency/<br/>Municipality</i> | Murid<br><i>Pupils</i>  |                |                          |               |                        |                |
|----------------------------------------------------|-------------------------|----------------|--------------------------|---------------|------------------------|----------------|
|                                                    | Negeri<br><i>Public</i> |                | Swasta<br><i>Private</i> |               | Jumlah<br><i>Total</i> |                |
|                                                    | 2021/2022               | 2022/2023      | 2021/2022                | 2022/2023     | 2021/2022              | 2022/2023      |
| (1)                                                | (14)                    | (15)           | (16)                     | (17)          | (18)                   | (19)           |
| Lampung Barat                                      | 25 510                  | 25 071         | 2 666                    | 2 704         | 28 176                 | 27 775         |
| Tanggamus                                          | 55 396                  | 54 383         | 1 963                    | 2 006         | 57 359                 | 56 389         |
| Lampung Selatan                                    | 92 268                  | 91 226         | 5 144                    | 5 771         | 97 412                 | 96 997         |
| Lampung Timur                                      | 83 821                  | 81 064         | 6 532                    | 7 075         | 90 353                 | 88 139         |
| Lampung Tengah                                     | 115 778                 | 111 565        | 10 324                   | 10 703        | 126 102                | 122 268        |
| Lampung Utara                                      | 55 327                  | 54 006         | 4 593                    | 4 841         | 59 920                 | 58 847         |
| Way Kanan                                          | 46 741                  | 45 935         | 2 088                    | 2 224         | 48 829                 | 48 159         |
| Tulang Bawang                                      | 38 257                  | 37 303         | 6 971                    | 6 888         | 45 228                 | 44 191         |
| Pesawaran                                          | 40 749                  | 39 993         | 1 542                    | 1 806         | 42 291                 | 41 799         |
| Pringsewu                                          | 35 706                  | 35 150         | 3 292                    | 3 217         | 38 998                 | 38 367         |
| Mesuji                                             | 23 639                  | 23 489         | 860                      | 967           | 24 499                 | 24 456         |
| Tulang Bawang Barat                                | 27 844                  | 27 071         | 2 093                    | 2 399         | 29 937                 | 29 470         |
| Pesisir Barat                                      | 17 147                  | 17 070         | 776                      | 890           | 17 923                 | 17 960         |
| Bandar Lampung                                     | 67 925                  | 66 119         | 22 812                   | 22 806        | 90 737                 | 88 925         |
| Metro                                              | 10 274                  | 9 993          | 5 877                    | 5 884         | 16 151                 | 15 877         |
| <b>Lampung</b>                                     | <b>736 382</b>          | <b>719 438</b> | <b>77 533</b>            | <b>80 181</b> | <b>813 915</b>         | <b>799 619</b> |

Sumber/*Source*: Kementerian Pendidikan dan Kebudayaan, Sistem Data Pokok Pendidikan, data semester ganjil/ *Ministry of Educations and Culture, Basic Education Data System, odd semester*

**Tabel**  
**Table 4.1.4**

**Jumlah Sekolah, Guru, dan Murid Madrasah Ibtidaiyah (MI) di Bawah Kementerian Agama Menurut Kabupaten/ Kota Menurut Kabupaten/Kota di Provinsi Lampung, 2021/2022 dan 2022/2023**  
**Number of Schools, Teachers, and Pupils in Madrasah Ibtidaiyah (MI) Under The Ministry of Religious Affairs by Regency/Municipality in Lampung Province, 2021/2022 and 2022/2023**

| Kabupaten/Kota<br>Regency/<br>Municipality | Sekolah<br>Schools |           |                   |            |                 |            |
|--------------------------------------------|--------------------|-----------|-------------------|------------|-----------------|------------|
|                                            | Negeri<br>Public   |           | Swasta<br>Private |            | Jumlah<br>Total |            |
|                                            | 2021/2022          | 2022/2023 | 2021/2022         | 2022/2023  | 2021/2022       | 2022/2023  |
| (1)                                        | (2)                | (3)       | (4)               | (5)        | (6)             | (7)        |
| Lampung Barat                              | 3                  | 3         | 28                | 28         | 31              | 31         |
| Tanggamus                                  | 2                  | 2         | 54                | 54         | 56              | 56         |
| Lampung Selatan                            | 6                  | 6         | 122               | 122        | 128             | 128        |
| Lampung Timur                              | 4                  | 4         | 118               | 121        | 122             | 125        |
| Lampung Tengah                             | –                  | –         | 81                | 81         | 81              | 81         |
| Lampung Utara                              | 7                  | 7         | 54                | 54         | 61              | 61         |
| Way Kanan                                  | 4                  | 4         | 35                | 35         | 39              | 39         |
| Tulang Bawang                              | 2                  | 2         | 30                | 30         | 32              | 32         |
| Pesawaran                                  | 2                  | 2         | 74                | 74         | 76              | 76         |
| Pringsewu                                  | 4                  | 4         | 32                | 32         | 36              | 36         |
| Mesuji                                     | 1                  | 1         | 13                | 13         | 14              | 14         |
| Tulang Bawang Barat                        | 1                  | 1         | 16                | 16         | 17              | 17         |
| Pesisir Barat                              | 1                  | 1         | 13                | 13         | 14              | 14         |
| Bandar Lampung                             | 12                 | 12        | 50                | 50         | 62              | 62         |
| Metro                                      | 3                  | 3         | 6                 | 6          | 9               | 9          |
| <b>Lampung</b>                             | <b>52</b>          | <b>52</b> | <b>726</b>        | <b>729</b> | <b>778</b>      | <b>781</b> |

Lanjutan Tabel/*Continued Table* 4.1.4

| Kabupaten/Kota<br><i>Regency/<br/>Municipality</i> | Guru<br><i>Teachers</i> |              |                          |              |                        |              |
|----------------------------------------------------|-------------------------|--------------|--------------------------|--------------|------------------------|--------------|
|                                                    | Negeri<br><i>Public</i> |              | Swasta<br><i>Private</i> |              | Jumlah<br><i>Total</i> |              |
|                                                    | 2021/2022               | 2022/2023    | 2021/2022                | 2022/2023    | 2021/2022              | 2022/2023    |
| (1)                                                | (8)                     | (9)          | (10)                     | (11)         | (12)                   | (13)         |
| Lampung Barat                                      | 78                      | 81           | 267                      | 293          | 345                    | 374          |
| Tanggamus                                          | 68                      | 76           | 575                      | 603          | 643                    | 679          |
| Lampung Selatan                                    | 169                     | 178          | 1 219                    | 1 290        | 1 388                  | 1 468        |
| Lampung Timur                                      | 113                     | 110          | 1 204                    | 1 306        | 1 317                  | 1 416        |
| Lampung Tengah                                     | –                       | –            | 912                      | 963          | 912                    | 963          |
| Lampung Utara                                      | 190                     | 203          | 563                      | 582          | 753                    | 785          |
| Way Kanan                                          | 79                      | 84           | 343                      | 399          | 422                    | 483          |
| Tulang Bawang                                      | 41                      | 44           | 297                      | 321          | 338                    | 365          |
| Pesawaran                                          | 53                      | 59           | 730                      | 754          | 783                    | 813          |
| Pringsewu                                          | 83                      | 85           | 357                      | 369          | 440                    | 454          |
| Mesuji                                             | 13                      | 16           | 138                      | 143          | 151                    | 159          |
| Tulang Bawang Barat                                | 24                      | 19           | 197                      | 207          | 221                    | 226          |
| Pesisir Barat                                      | 23                      | 23           | 110                      | 122          | 133                    | 145          |
| Bandar Lampung                                     | 363                     | 395          | 596                      | 641          | 959                    | 1 036        |
| Metro                                              | 89                      | 105          | 105                      | 109          | 194                    | 214          |
| <b>Lampung</b>                                     | <b>1 386</b>            | <b>1 478</b> | <b>7 613</b>             | <b>8 102</b> | <b>8 999</b>           | <b>9 580</b> |

Lanjutan Tabel/Continued Table 4.1.4

| Kabupaten/Kota<br>Regency/<br>Municipality | Murid<br>Pupils  |               |                   |                |                 |                |
|--------------------------------------------|------------------|---------------|-------------------|----------------|-----------------|----------------|
|                                            | Negeri<br>Public |               | Swasta<br>Private |                | Jumlah<br>Total |                |
|                                            | 2021/2022        | 2022/2023     | 2021/2022         | 2022/2023      | 2021/2022       | 2022/2023      |
| (1)                                        | (14)             | (15)          | (16)              | (17)           | (18)            | (19)           |
| Lampung Barat                              | 1 392            | 1 430         | 3 285             | 3 476          | 4 677           | 4 906          |
| Tanggamus                                  | 1 187            | 1 237         | 7 638             | 7 638          | 8 825           | 8 875          |
| Lampung Selatan                            | 2 521            | 2 599         | 17 421            | 17 932         | 19 942          | 20 531         |
| Lampung Timur                              | 2 023            | 2 135         | 19 307            | 19 305         | 21 330          | 21 440         |
| Lampung Tengah                             | –                | –             | 11 603            | 11 997         | 11 603          | 11 997         |
| Lampung Utara                              | 3 264            | 3 467         | 7 018             | 7 094          | 10 282          | 10 561         |
| Way Kanan                                  | 1 178            | 1 198         | 3 587             | 3 597          | 4 765           | 4 795          |
| Tulang Bawang                              | 677              | 660           | 4 406             | 4 279          | 5 083           | 4 939          |
| Pesawaran                                  | 1 275            | 1 305         | 8 443             | 8 479          | 9 718           | 9 784          |
| Pringsewu                                  | 1 551            | 1 674         | 4 521             | 4 642          | 6 072           | 6 316          |
| Mesuji                                     | 257              | 314           | 1 346             | 1 401          | 1 603           | 1 715          |
| Tulang Bawang Barat                        | 234              | 243           | 2 323             | 2 400          | 2 557           | 2 643          |
| Pesisir Barat                              | 375              | 432           | 1 410             | 1 387          | 1 785           | 1 819          |
| Bandar Lampung                             | 7 357            | 7 308         | 9 776             | 10 042         | 17 133          | 17 350         |
| Metro                                      | 1 698            | 1 681         | 1 877             | 2 016          | 3 575           | 3 697          |
| <b>Lampung</b>                             | <b>24 989</b>    | <b>25 683</b> | <b>103 961</b>    | <b>105 685</b> | <b>128 950</b>  | <b>131 368</b> |

Sumber/Source: Kementerian Agama, EMIS, data semester ganjil / Ministry of Religious Affairs, EMIS, odd semester

**Tabel**  
**Table 4.1.5**

**Jumlah Sekolah, Guru, dan Murid Sekolah Menengah Pertama (SMP) di Bawah Kementerian Pendidikan dan Kebudayaan Menurut Kabupaten/Kota di Provinsi Lampung, 2021/2022 dan 2022/2023**  
**Number of Schools, Teachers, and Pupils in Junior High Schools Under The Ministry of Education and Culture by Regency/Municipality in Lampung Province, 2021/2022 dan 2022/2023**

| Kabupaten/Kota<br>Regency/<br>Municipality | Sekolah<br>Schools |            |                   |            |                 |              |
|--------------------------------------------|--------------------|------------|-------------------|------------|-----------------|--------------|
|                                            | Negeri<br>Public   |            | Swasta<br>Private |            | Jumlah<br>Total |              |
|                                            | 2021/2022          | 2022/2023  | 2021/2022         | 2022/2023  | 2021/2022       | 2022/2023    |
| (1)                                        | (2)                | (3)        | (4)               | (5)        | (6)             | (7)          |
| Lampung Barat                              | 48                 | 48         | 12                | 13         | 60              | 61           |
| Tanggamus                                  | 51                 | 51         | 32                | 32         | 83              | 83           |
| Lampung Selatan                            | 62                 | 62         | 89                | 91         | 151             | 153          |
| Lampung Timur                              | 61                 | 61         | 116               | 117        | 177             | 178          |
| Lampung Tengah                             | 81                 | 81         | 129               | 134        | 210             | 215          |
| Lampung Utara                              | 70                 | 69         | 40                | 45         | 110             | 114          |
| Way Kanan                                  | 63                 | 63         | 29                | 30         | 92              | 93           |
| Tulang Bawang                              | 53                 | 53         | 43                | 43         | 96              | 96           |
| Pesawaran                                  | 42                 | 42         | 25                | 27         | 67              | 69           |
| Pringsewu                                  | 27                 | 27         | 30                | 34         | 57              | 61           |
| Mesuji                                     | 34                 | 34         | 20                | 20         | 54              | 54           |
| Tulang Bawang Barat                        | 33                 | 33         | 20                | 23         | 53              | 56           |
| Pesisir Barat                              | 30                 | 30         | 6                 | 6          | 36              | 36           |
| Bandar Lampung                             | 45                 | 45         | 92                | 93         | 137             | 138          |
| Metro                                      | 10                 | 10         | 19                | 18         | 29              | 28           |
| <b>Lampung</b>                             | <b>710</b>         | <b>709</b> | <b>702</b>        | <b>726</b> | <b>1 412</b>    | <b>1 435</b> |



Lanjutan Tabel/Continued Table 4.1.5

| Kabupaten/Kota<br>Regency/<br>Municipality | Guru<br>Teachers |               |                   |              |                 |               |
|--------------------------------------------|------------------|---------------|-------------------|--------------|-----------------|---------------|
|                                            | Negeri<br>Public |               | Swasta<br>Private |              | Jumlah<br>Total |               |
|                                            | 2021/2022        | 2022/2023     | 2021/2022         | 2022/2023    | 2021/2022       | 2022/2023     |
| (1)                                        | (8)              | (9)           | (10)              | (11)         | (12)            | (13)          |
| Lampung Barat                              | 920              | 907           | 74                | 90           | 994             | 997           |
| Tanggamus                                  | 1 151            | 1 125         | 383               | 354          | 1 534           | 1 479         |
| Lampung Selatan                            | 1 442            | 1 452         | 870               | 869          | 2 312           | 2 321         |
| Lampung Timur                              | 1 554            | 1 529         | 1 057             | 982          | 2 611           | 2 511         |
| Lampung Tengah                             | 2 148            | 2 186         | 1 242             | 1 289        | 3 390           | 3 475         |
| Lampung Utara                              | 1 482            | 1 506         | 345               | 333          | 1 827           | 1 839         |
| Way Kanan                                  | 1 155            | 1 196         | 220               | 229          | 1 375           | 1 425         |
| Tulang Bawang                              | 840              | 907           | 351               | 357          | 1 191           | 1 264         |
| Pesawaran                                  | 998              | 991           | 202               | 203          | 1 200           | 1 194         |
| Pringsewu                                  | 929              | 912           | 350               | 361          | 1 279           | 1 273         |
| Mesuji                                     | 543              | 557           | 111               | 132          | 654             | 689           |
| Tulang Bawang Barat                        | 699              | 724           | 180               | 193          | 879             | 917           |
| Pesisir Barat                              | 807              | 782           | 39                | 37           | 846             | 819           |
| Bandar Lampung                             | 2 044            | 2 071         | 1 241             | 1 134        | 3 285           | 3 205         |
| Metro                                      | 466              | 456           | 307               | 291          | 773             | 747           |
| <b>Lampung</b>                             | <b>17 178</b>    | <b>17 301</b> | <b>6 972</b>      | <b>6 854</b> | <b>24 150</b>   | <b>24 155</b> |

Lanjutan Tabel/*Continued Table* 4.1.5

| Kabupaten/Kota<br><i>Regency/<br/>Municipality</i> | Murid<br><i>Pupils</i>  |                |                          |               |                        |                |
|----------------------------------------------------|-------------------------|----------------|--------------------------|---------------|------------------------|----------------|
|                                                    | Negeri<br><i>Public</i> |                | Swasta<br><i>Private</i> |               | Jumlah<br><i>Total</i> |                |
|                                                    | 2021/2022               | 2022/2023      | 2021/2022                | 2022/2023     | 2021/2022              | 2022/2023      |
| (1)                                                | (14)                    | (15)           | (16)                     | (17)          | (18)                   | (19)           |
| Lampung Barat                                      | 9 858                   | 9 628          | 769                      | 838           | 10 627                 | 10 466         |
| Tanggamus                                          | 14 132                  | 14 076         | 4 640                    | 4 427         | 18 772                 | 18 503         |
| Lampung Selatan                                    | 23 387                  | 23 697         | 12 552                   | 12 911        | 35 939                 | 36 608         |
| Lampung Timur                                      | 24 646                  | 24 308         | 13 534                   | 14 788        | 38 180                 | 39 096         |
| Lampung Tengah                                     | 33 318                  | 32 857         | 16 793                   | 17 180        | 50 111                 | 50 037         |
| Lampung Utara                                      | 20 080                  | 19 648         | 3 905                    | 4 049         | 23 985                 | 23 697         |
| Way Kanan                                          | 14 564                  | 14 423         | 3 395                    | 3 803         | 17 959                 | 18 226         |
| Tulang Bawang                                      | 12 289                  | 12 182         | 5 058                    | 5 079         | 17 347                 | 17 261         |
| Pesawaran                                          | 12 853                  | 12 910         | 2 342                    | 2 632         | 15 195                 | 15 542         |
| Pringsewu                                          | 12 889                  | 12 621         | 4 290                    | 4 678         | 17 179                 | 17 299         |
| Mesuji                                             | 6 163                   | 6 277          | 1 696                    | 1 637         | 7 859                  | 7 914          |
| Tulang Bawang Barat                                | 10 435                  | 10 404         | 1 918                    | 2 108         | 12 353                 | 12 512         |
| Pesisir Barat                                      | 6 236                   | 6 104          | 298                      | 255           | 6 534                  | 6 359          |
| Bandar Lampung                                     | 33 363                  | 33 537         | 12 923                   | 11 964        | 46 286                 | 45 501         |
| Metro                                              | 6 558                   | 6 498          | 4 417                    | 4 443         | 10 975                 | 10 941         |
| <b>Lampung</b>                                     | <b>240 771</b>          | <b>239 170</b> | <b>88 530</b>            | <b>90 792</b> | <b>329 301</b>         | <b>329 962</b> |

Sumber/*Source*: Kementerian Pendidikan dan Kebudayaan, Sistem Data Pokok Pendidikan, data semester ganjil/ *Ministry of Educations and Culture, Basic Education Data System, odd semester*

**Tabel**  
**Table 4.1.6****Jumlah Sekolah, Guru, dan Murid Madrasah Tsanawiyah (MTs) di Bawah Kementerian Agama Menurut Kabupaten/ Kota di Provinsi Lampung, 2021/2022 dan 2022/2023**  
**Number of Schools, Teachers, and Pupils in Madrasah Tsanawiyah (MTs) Under The Ministry of Religious Affairs by Regency/Municipality in Lampung Province, 2021/2022 and 2022/2023**

| Kabupaten/Kota<br>Regency/<br>Municipality | Sekolah<br>Schools |           |                   |            |                 |            |
|--------------------------------------------|--------------------|-----------|-------------------|------------|-----------------|------------|
|                                            | Negeri<br>Public   |           | Swasta<br>Private |            | Jumlah<br>Total |            |
|                                            | 2021/2022          | 2022/2023 | 2021/2022         | 2022/2023  | 2021/2022       | 2022/2023  |
| (1)                                        | (2)                | (3)       | (4)               | (5)        | (6)             | (7)        |
| Lampung Barat                              | 1                  | 1         | 24                | 24         | 25              | 25         |
| Tanggamus                                  | 2                  | 2         | 45                | 45         | 47              | 47         |
| Lampung Selatan                            | 4                  | 4         | 100               | 100        | 104             | 104        |
| Lampung Timur                              | 2                  | 2         | 95                | 95         | 97              | 97         |
| Lampung Tengah                             | 2                  | 2         | 100               | 100        | 102             | 102        |
| Lampung Utara                              | 3                  | 3         | 62                | 62         | 65              | 65         |
| Way Kanan                                  | 2                  | 2         | 27                | 27         | 29              | 29         |
| Tulang Bawang                              | 1                  | 1         | 31                | 31         | 32              | 32         |
| Pesawaran                                  | 2                  | 2         | 53                | 53         | 55              | 55         |
| Pringsewu                                  | 2                  | 2         | 31                | 31         | 33              | 33         |
| Mesuji                                     | 1                  | 1         | 18                | 18         | 19              | 19         |
| Tulang Bawang Barat                        | –                  | –         | 22                | 22         | 22              | 22         |
| Pesisir Barat                              | –                  | –         | 21                | 21         | 21              | 21         |
| Bandar Lampung                             | 2                  | 2         | 27                | 27         | 29              | 29         |
| Metro                                      | –                  | –         | 9                 | 9          | 9               | 9          |
| <b>Lampung</b>                             | <b>24</b>          | <b>24</b> | <b>665</b>        | <b>665</b> | <b>689</b>      | <b>689</b> |

Lanjutan Tabel/Continued Table 4.1.6

| Kabupaten/Kota<br>Regency/<br>Municipality | Guru<br>Teachers |              |                   |              |                 |               |
|--------------------------------------------|------------------|--------------|-------------------|--------------|-----------------|---------------|
|                                            | Negeri<br>Public |              | Swasta<br>Private |              | Jumlah<br>Total |               |
|                                            | 2021/2022        | 2022/2023    | 2021/2022         | 2022/2023    | 2021/2022       | 2022/2023     |
| (1)                                        | (8)              | (9)          | (10)              | (11)         | (12)            | (13)          |
| Lampung Barat                              | 43               | 48           | 310               | 319          | 353             | 367           |
| Tanggamus                                  | 122              | 135          | 729               | 763          | 851             | 898           |
| Lampung Selatan                            | 196              | 207          | 1 247             | 1 368        | 1 443           | 1 575         |
| Lampung Timur                              | 122              | 112          | 1 285             | 1 312        | 1 407           | 1 424         |
| Lampung Tengah                             | 93               | 97           | 1 384             | 1 424        | 1 477           | 1 521         |
| Lampung Utara                              | 174              | 174          | 745               | 746          | 919             | 920           |
| Way Kanan                                  | 59               | 62           | 346               | 391          | 405             | 453           |
| Tulang Bawang                              | 29               | 34           | 330               | 352          | 359             | 386           |
| Pesawaran                                  | 108              | 119          | 749               | 778          | 857             | 897           |
| Pringsewu                                  | 125              | 126          | 453               | 480          | 578             | 606           |
| Mesuji                                     | 39               | 49           | 205               | 236          | 244             | 285           |
| Tulang Bawang Barat                        | –                | –            | 290               | 269          | 290             | 269           |
| Pesisir Barat                              | –                | –            | 224               | 251          | 224             | 251           |
| Bandar Lampung                             | 185              | 193          | 347               | 370          | 532             | 563           |
| Metro                                      | –                | –            | 206               | 214          | 206             | 214           |
| <b>Lampung</b>                             | <b>1 295</b>     | <b>1 356</b> | <b>8 850</b>      | <b>9 273</b> | <b>10 145</b>   | <b>10 629</b> |

Lanjutan Tabel/Continued Table 4.1.6

| Kabupaten/Kota<br>Regency/<br>Municipality | Murid<br>Pupils  |               |                   |               |                 |                |
|--------------------------------------------|------------------|---------------|-------------------|---------------|-----------------|----------------|
|                                            | Negeri<br>Public |               | Swasta<br>Private |               | Jumlah<br>Total |                |
|                                            | 2021/2022        | 2022/2023     | 2021/2022         | 2022/2023     | 2021/2022       | 2022/2023      |
| (1)                                        | (14)             | (15)          | (16)              | (17)          | (18)            | (19)           |
| Lampung Barat                              | 684              | 662           | 3 252             | 3 399         | 3 936           | 4 061          |
| Tanggamus                                  | 1 772            | 1 817         | 7 770             | 8 055         | 9 542           | 9 872          |
| Lampung Selatan                            | 2 204            | 2 372         | 16 179            | 16 472        | 18 383          | 18 844         |
| Lampung Timur                              | 1 516            | 1 499         | 13 526            | 13 967        | 15 042          | 15 466         |
| Lampung Tengah                             | 1 219            | 1 342         | 15 557            | 16 075        | 16 776          | 17 417         |
| Lampung Utara                              | 2 015            | 1 930         | 6 771             | 6 466         | 8 786           | 8 396          |
| Way Kanan                                  | 1 172            | 1 123         | 4 103             | 4 038         | 5 275           | 5 161          |
| Tulang Bawang                              | 371              | 308           | 2 961             | 2 735         | 3 332           | 3 043          |
| Pesawaran                                  | 1 698            | 1 738         | 7 296             | 7 276         | 8 994           | 9 014          |
| Pringsewu                                  | 1 525            | 1 571         | 5 435             | 5 758         | 6 960           | 7 329          |
| Mesuji                                     | 530              | 559           | 1 260             | 1 178         | 1 790           | 1 737          |
| Tulang Bawang Barat                        | –                | –             | 2 774             | 2 838         | 2 774           | 2 838          |
| Pesisir Barat                              | –                | –             | 2 202             | 2 186         | 2 202           | 2 186          |
| Bandar Lampung                             | 2 001            | 2 103         | 4 131             | 3 942         | 6 132           | 6 045          |
| Metro                                      | –                | –             | 2 805             | 2 736         | 2 805           | 2 736          |
| <b>Lampung</b>                             | <b>16 707</b>    | <b>17 024</b> | <b>96 022</b>     | <b>97 121</b> | <b>112 729</b>  | <b>114 145</b> |

Sumber/Source: Kementerian Agama, EMIS, data semester ganjil / Ministry of Religious Affairs, EMIS, odd semester

**Tabel**  
**Table** 4.1.7

**Jumlah Sekolah, Guru, dan Murid Sekolah Menengah Atas (SMA) di Bawah Kementerian Pendidikan dan Kebudayaan Menurut Kabupaten/Kota di Provinsi Lampung, 2021/2022 dan 2022/2023**  
**Number of Schools, Teachers, and Pupils in Senior High Schools Under The Ministry of Education and Culture by Regency/Municipality in Lampung Province, 2021/2022 dan 2022/2023**

| Kabupaten/Kota<br>Regency/<br>Municipality | Sekolah<br>Schools |            |                   |            |                 |            |
|--------------------------------------------|--------------------|------------|-------------------|------------|-----------------|------------|
|                                            | Negeri<br>Public   |            | Swasta<br>Private |            | Jumlah<br>Total |            |
|                                            | 2021/2022          | 2022/2023  | 2021/2022         | 2022/2023  | 2021/2022       | 2022/2023  |
| (1)                                        | (2)                | (3)        | (4)               | (5)        | (6)             | (7)        |
| Lampung Barat                              | 15                 | 15         | 3                 | 3          | 18              | 18         |
| Tanggamus                                  | 17                 | 17         | 9                 | 9          | 26              | 26         |
| Lampung Selatan                            | 18                 | 18         | 38                | 40         | 56              | 58         |
| Lampung Timur                              | 20                 | 20         | 31                | 30         | 51              | 50         |
| Lampung Tengah                             | 24                 | 24         | 47                | 49         | 71              | 73         |
| Lampung Utara                              | 24                 | 24         | 30                | 30         | 54              | 54         |
| Way Kanan                                  | 24                 | 24         | 15                | 16         | 39              | 40         |
| Tulang Bawang                              | 16                 | 16         | 8                 | 8          | 24              | 24         |
| Pesawaran                                  | 13                 | 14         | 8                 | 10         | 21              | 24         |
| Pringsewu                                  | 10                 | 10         | 12                | 12         | 22              | 22         |
| Mesuji                                     | 9                  | 9          | 6                 | 5          | 15              | 14         |
| Tulang Bawang Barat                        | 15                 | 15         | 2                 | 2          | 17              | 17         |
| Pesisir Barat                              | 9                  | 9          | 3                 | 3          | 12              | 12         |
| Bandar Lampung                             | 17                 | 17         | 50                | 50         | 67              | 67         |
| Metro                                      | 7                  | 7          | 12                | 13         | 19              | 20         |
| <b>Lampung</b>                             | <b>238</b>         | <b>239</b> | <b>274</b>        | <b>280</b> | <b>512</b>      | <b>519</b> |

Lanjutan Tabel/Continued Table 4.1.7

| Kabupaten/Kota<br>Regency/<br>Municipality | Guru<br>Teachers |              |                   |              |                 |               |
|--------------------------------------------|------------------|--------------|-------------------|--------------|-----------------|---------------|
|                                            | Negeri<br>Public |              | Swasta<br>Private |              | Jumlah<br>Total |               |
|                                            | 2021/2022        | 2022/2023    | 2021/2022         | 2022/2023    | 2021/2022       | 2022/2023     |
| (1)                                        | (8)              | (9)          | (10)              | (11)         | (12)            | (13)          |
| Lampung Barat                              | 457              | 469          | 31                | 30           | 488             | 499           |
| Tanggamus                                  | 532              | 549          | 99                | 109          | 631             | 658           |
| Lampung Selatan                            | 648              | 648          | 407               | 432          | 1 055           | 1 080         |
| Lampung Timur                              | 770              | 781          | 346               | 359          | 1 116           | 1 140         |
| Lampung Tengah                             | 1 010            | 1 031        | 433               | 454          | 1 443           | 1 485         |
| Lampung Utara                              | 762              | 796          | 223               | 241          | 985             | 1 037         |
| Way Kanan                                  | 608              | 646          | 85                | 98           | 693             | 744           |
| Tulang Bawang                              | 395              | 416          | 45                | 59           | 440             | 475           |
| Pesawaran                                  | 437              | 444          | 51                | 50           | 488             | 494           |
| Pringsewu                                  | 471              | 461          | 144               | 168          | 615             | 629           |
| Mesuji                                     | 178              | 189          | 32                | 34           | 210             | 223           |
| Tulang Bawang Barat                        | 344              | 360          | 18                | 18           | 362             | 378           |
| Pesisir Barat                              | 277              | 283          | 25                | 26           | 302             | 309           |
| Bandar Lampung                             | 910              | 912          | 887               | 909          | 1 797           | 1 821         |
| Metro                                      | 318              | 327          | 223               | 249          | 541             | 576           |
| <b>Lampung</b>                             | <b>8 117</b>     | <b>8 312</b> | <b>3 049</b>      | <b>3 236</b> | <b>11 166</b>   | <b>11 548</b> |

Lanjutan Tabel/*Continued Table 4.1.7*

| Kabupaten/Kota<br><i>Regency/<br/>Municipality</i> | Murid<br><i>Pupils</i>  |                |                          |               |                        |                |
|----------------------------------------------------|-------------------------|----------------|--------------------------|---------------|------------------------|----------------|
|                                                    | Negeri<br><i>Public</i> |                | Swasta<br><i>Private</i> |               | Jumlah<br><i>Total</i> |                |
|                                                    | 2021/2022               | 2022/2023      | 2021/2022                | 2022/2023     | 2021/2022              | 2022/2023      |
| (1)                                                | (14)                    | (15)           | (16)                     | (17)          | (18)                   | (19)           |
| Lampung Barat                                      | 5 863                   | 5 970          | 364                      | 330           | 6 227                  | 6 300          |
| Tanggamus                                          | 7 425                   | 7 693          | 1 531                    | 1 649         | 8 956                  | 9 342          |
| Lampung Selatan                                    | 10 909                  | 11 498         | 5 948                    | 6 190         | 16 857                 | 17 688         |
| Lampung Timur                                      | 11 353                  | 11 865         | 4 030                    | 3 896         | 15 383                 | 15 761         |
| Lampung Tengah                                     | 14 647                  | 14 792         | 5 765                    | 6 217         | 20 412                 | 21 009         |
| Lampung Utara                                      | 12 251                  | 12 325         | 2 314                    | 2 389         | 14 565                 | 14 714         |
| Way Kanan                                          | 8 222                   | 8 421          | 1 361                    | 1 535         | 9 583                  | 9 956          |
| Tulang Bawang                                      | 5 626                   | 5 816          | 845                      | 883           | 6 471                  | 6 699          |
| Pesawaran                                          | 6 141                   | 6 339          | 571                      | 759           | 6 712                  | 7 098          |
| Pringsewu                                          | 6 878                   | 7 037          | 1 852                    | 1 819         | 8 730                  | 8 856          |
| Mesuji                                             | 2 156                   | 2 471          | 570                      | 564           | 2 726                  | 3 035          |
| Tulang Bawang Barat                                | 4 653                   | 4 898          | 169                      | 154           | 4 822                  | 5 052          |
| Pesisir Barat                                      | 4 179                   | 3 755          | 283                      | 347           | 4 462                  | 4 102          |
| Bandar Lampung                                     | 15 592                  | 15 491         | 11 158                   | 11 782        | 26 750                 | 27 273         |
| Metro                                              | 5 161                   | 5 273          | 2 277                    | 2 593         | 7 438                  | 7 866          |
| <b>Lampung</b>                                     | <b>121 056</b>          | <b>123 644</b> | <b>39 038</b>            | <b>41 107</b> | <b>160 094</b>         | <b>164 751</b> |

Sumber/*Source*: Kementerian Pendidikan dan Kebudayaan, Sistem Data Pokok Pendidikan, data semester ganjil/*Ministry of Educations and Culture, Basic Education Data System, odd semester*



**Tabel**  
**Table 4.1.8**

**Jumlah Sekolah, Guru, dan Murid Sekolah Menengah Kejuruan (SMK) di Bawah Kementerian Pendidikan dan Kebudayaan Menurut Kabupaten/Kota di Provinsi Lampung, 2021/2022 dan 2022/2023**  
**Number of Schools, Teachers, and Pupils in Vocational High Schools Under The Ministry of Education and Culture by Regency/Municipality in Lampung Province, 2021/2022 dan 2022/2023**

| Kabupaten/Kota<br>Regency/<br>Municipality | Sekolah<br>Schools |            |                   |            |                 |            |
|--------------------------------------------|--------------------|------------|-------------------|------------|-----------------|------------|
|                                            | Negeri<br>Public   |            | Swasta<br>Private |            | Jumlah<br>Total |            |
|                                            | 2021/2022          | 2022/2023  | 2021/2022         | 2022/2023  | 2021/2022       | 2022/2023  |
| (1)                                        | (2)                | (3)        | (4)               | (5)        | (6)             | (7)        |
| Lampung Barat                              | 6                  | 6          | 4                 | 5          | 10              | 11         |
| Tanggamus                                  | 7                  | 7          | 19                | 20         | 26              | 27         |
| Lampung Selatan                            | 13                 | 13         | 44                | 44         | 57              | 57         |
| Lampung Timur                              | 11                 | 11         | 59                | 59         | 70              | 70         |
| Lampung Tengah                             | 11                 | 11         | 61                | 61         | 72              | 72         |
| Lampung Utara                              | 8                  | 8          | 20                | 20         | 28              | 28         |
| Way Kanan                                  | 12                 | 12         | 13                | 13         | 25              | 25         |
| Tulang Bawang                              | 9                  | 9          | 19                | 20         | 28              | 29         |
| Pesawaran                                  | 4                  | 4          | 11                | 12         | 15              | 16         |
| Pringsewu                                  | 3                  | 3          | 31                | 31         | 34              | 34         |
| Mesuji                                     | 7                  | 7          | 11                | 12         | 18              | 19         |
| Tulang Bawang Barat                        | 3                  | 3          | 15                | 15         | 18              | 18         |
| Pesisir Barat                              | 3                  | 3          | 1                 | 1          | 4               | 4          |
| Bandar Lampung                             | 10                 | 10         | 52                | 52         | 62              | 62         |
| Metro                                      | 4                  | 4          | 17                | 16         | 21              | 20         |
| <b>Lampung</b>                             | <b>111</b>         | <b>111</b> | <b>377</b>        | <b>381</b> | <b>488</b>      | <b>492</b> |

Lanjutan Tabel/*Continued Table* 4.1.8

| Kabupaten/Kota<br><i>Regency/<br/>Municipality</i> | Guru<br><i>Teachers</i> |              |                          |              |                        |               |
|----------------------------------------------------|-------------------------|--------------|--------------------------|--------------|------------------------|---------------|
|                                                    | Negeri<br><i>Public</i> |              | Swasta<br><i>Private</i> |              | Jumlah<br><i>Total</i> |               |
|                                                    | 2021/2022               | 2022/2023    | 2021/2022                | 2022/2023    | 2021/2022              | 2022/2023     |
| (1)                                                | (8)                     | (9)          | (10)                     | (11)         | (12)                   | (13)          |
| Lampung Barat                                      | 293                     | 292          | 42                       | 40           | 335                    | 332           |
| Tanggamus                                          | 239                     | 228          | 317                      | 314          | 556                    | 542           |
| Lampung Selatan                                    | 562                     | 547          | 663                      | 671          | 1 225                  | 1 218         |
| Lampung Timur                                      | 351                     | 370          | 1 023                    | 972          | 1 374                  | 1 342         |
| Lampung Tengah                                     | 473                     | 466          | 912                      | 853          | 1 385                  | 1 319         |
| Lampung Utara                                      | 366                     | 380          | 297                      | 299          | 663                    | 679           |
| Way Kanan                                          | 365                     | 378          | 195                      | 187          | 560                    | 565           |
| Tulang Bawang                                      | 241                     | 256          | 238                      | 226          | 479                    | 482           |
| Pesawaran                                          | 202                     | 208          | 161                      | 167          | 363                    | 375           |
| Pringsewu                                          | 194                     | 175          | 686                      | 690          | 880                    | 865           |
| Mesuji                                             | 184                     | 180          | 102                      | 95           | 286                    | 275           |
| Tulang Bawang Barat                                | 135                     | 134          | 186                      | 178          | 321                    | 312           |
| Pesisir Barat                                      | 149                     | 149          | 13                       | 13           | 162                    | 162           |
| Bandar Lampung                                     | 809                     | 806          | 878                      | 808          | 1 687                  | 1 614         |
| Metro                                              | 301                     | 296          | 406                      | 380          | 707                    | 676           |
| <b>Lampung</b>                                     | <b>4 864</b>            | <b>4 865</b> | <b>6 119</b>             | <b>5 893</b> | <b>10 983</b>          | <b>10 758</b> |

Lanjutan Tabel/Continued Table 4.1.8

| Kabupaten/Kota<br>Regency/<br>Municipality | Murid<br>Pupils  |               |                   |               |                 |                |
|--------------------------------------------|------------------|---------------|-------------------|---------------|-----------------|----------------|
|                                            | Negeri<br>Public |               | Swasta<br>Private |               | Jumlah<br>Total |                |
|                                            | 2021/2022        | 2022/2023     | 2021/2022         | 2022/2023     | 2021/2022       | 2022/2023      |
| (1)                                        | (14)             | (15)          | (16)              | (17)          | (18)            | (19)           |
| Lampung Barat                              | 3 459            | 3 226         | 531               | 523           | 3 990           | 3 749          |
| Tanggamus                                  | 3 258            | 3 265         | 4 872             | 4 606         | 8 130           | 7 871          |
| Lampung Selatan                            | 8 900            | 8 536         | 11 447            | 11 317        | 20 347          | 19 853         |
| Lampung Timur                              | 4 686            | 4 631         | 14 234            | 13 409        | 18 920          | 18 040         |
| Lampung Tengah                             | 5 977            | 6 030         | 13 091            | 12 824        | 19 068          | 18 854         |
| Lampung Utara                              | 6 219            | 5 673         | 2 971             | 3 215         | 9 190           | 8 888          |
| Way Kanan                                  | 4 033            | 3 942         | 2 589             | 2 489         | 6 622           | 6 431          |
| Tulang Bawang                              | 3 297            | 3 318         | 2 995             | 2 989         | 6 292           | 6 307          |
| Pesawaran                                  | 2 846            | 2 807         | 2 820             | 2 785         | 5 666           | 5 592          |
| Pringsewu                                  | 2 974            | 2 568         | 10 403            | 9 954         | 13 377          | 12 522         |
| Mesuji                                     | 2 045            | 2 001         | 1 166             | 1 105         | 3 211           | 3 106          |
| Tulang Bawang Barat                        | 2 727            | 2 338         | 2 640             | 2 311         | 5 367           | 4 649          |
| Pesisir Barat                              | 1 744            | 1 781         | 80                | 68            | 1 824           | 1 849          |
| Bandar Lampung                             | 15 406           | 13 158        | 10 370            | 9 713         | 25 776          | 22 871         |
| Metro                                      | 6 280            | 4 682         | 5 766             | 4 455         | 12 046          | 9 137          |
| <b>Lampung</b>                             | <b>73 851</b>    | <b>67 956</b> | <b>85 975</b>     | <b>81 763</b> | <b>159 826</b>  | <b>149 719</b> |

Sumber/Source: Kementerian Pendidikan dan Kebudayaan, Sistem Data Pokok Pendidikan, data semester ganjil/ Ministry of Educations and Culture, Basic Education Data System, odd semester

**Tabel**  
**Table 4.1.9****Jumlah Sekolah, Guru, dan Murid Madrasah Aliyah (MA) di Bawah Kementerian Agama Menurut Kabupaten/Kota di Provinsi Lampung, 2021/2022 dan 2022/2023**  
**Number of Schools, Teachers, and Pupils in Madrasah Aliyah (MA) Under the Ministry of Religious Affairs by Regency/Municipality in Lampung Province, 2021/2022 and 2022/2023**

| Kabupaten/Kota<br>Regency/<br>Municipality | Sekolah<br>Schools |           |                   |            |                 |            |
|--------------------------------------------|--------------------|-----------|-------------------|------------|-----------------|------------|
|                                            | Negeri<br>Public   |           | Swasta<br>Private |            | Jumlah<br>Total |            |
|                                            | 2021/2022          | 2022/2023 | 2021/2022         | 2022/2023  | 2021/2022       | 2022/2023  |
| (1)                                        | (2)                | (3)       | (4)               | (5)        | (6)             | (7)        |
| Lampung Barat                              | 1                  | 1         | 14                | 16         | 15              | 17         |
| Tanggamus                                  | 1                  | 1         | 21                | 21         | 22              | 22         |
| Lampung Selatan                            | 1                  | 1         | 42                | 42         | 43              | 43         |
| Lampung Timur                              | 2                  | 2         | 30                | 33         | 32              | 35         |
| Lampung Tengah                             | 1                  | 1         | 52                | 52         | 53              | 53         |
| Lampung Utara                              | 2                  | 2         | 34                | 34         | 36              | 36         |
| Way Kanan                                  | 1                  | 1         | 18                | 18         | 19              | 19         |
| Tulang Bawang                              | -                  | -         | 15                | 15         | 15              | 15         |
| Pesawaran                                  | 1                  | 1         | 21                | 21         | 22              | 22         |
| Pringsewu                                  | 1                  | 1         | 10                | 10         | 11              | 11         |
| Mesuji                                     | 1                  | 1         | 5                 | 5          | 6               | 6          |
| Tulang Bawang Barat                        | 2                  | 2         | 10                | 10         | 12              | 12         |
| Pesisir Barat                              | 1                  | 1         | 6                 | 6          | 7               | 7          |
| Bandar Lampung                             | 2                  | 2         | 13                | 13         | 15              | 15         |
| Metro                                      | 1                  | 1         | 7                 | 7          | 8               | 8          |
| <b>Lampung</b>                             | <b>18</b>          | <b>18</b> | <b>298</b>        | <b>303</b> | <b>316</b>      | <b>321</b> |

Lanjutan Tabel/Continued Table 4.1.9

| Kabupaten/Kota<br>Regency/<br>Municipality | Guru<br>Teachers |              |                   |              |                 |              |
|--------------------------------------------|------------------|--------------|-------------------|--------------|-----------------|--------------|
|                                            | Negeri<br>Public |              | Swasta<br>Private |              | Jumlah<br>Total |              |
|                                            | 2021/2022        | 2022/2023    | 2021/2022         | 2022/2023    | 2021/2022       | 2022/2023    |
| (1)                                        | (8)              | (9)          | (10)              | (11)         | (12)            | (13)         |
| Lampung Barat                              | 51               | 51           | 181               | 216          | 232             | 267          |
| Tanggamus                                  | 53               | 60           | 354               | 389          | 407             | 449          |
| Lampung Selatan                            | 50               | 62           | 506               | 529          | 556             | 591          |
| Lampung Timur                              | 114              | 125          | 390               | 456          | 504             | 581          |
| Lampung Tengah                             | 93               | 93           | 743               | 824          | 836             | 917          |
| Lampung Utara                              | 108              | 114          | 355               | 351          | 463             | 465          |
| Way Kanan                                  | 29               | 30           | 226               | 229          | 255             | 259          |
| Tulang Bawang                              | –                | –            | 167               | 209          | 167             | 209          |
| Pesawaran                                  | 62               | 64           | 301               | 312          | 363             | 376          |
| Pringsewu                                  | 65               | 76           | 156               | 164          | 221             | 240          |
| Mesuji                                     | 27               | 22           | 60                | 65           | 87              | 87           |
| Tulang Bawang Barat                        | 76               | 78           | 140               | 119          | 216             | 197          |
| Pesisir Barat                              | 58               | 58           | 62                | 76           | 120             | 134          |
| Bandar Lampung                             | 204              | 212          | 122               | 135          | 326             | 347          |
| Metro                                      | 74               | 95           | 165               | 189          | 239             | 284          |
| <b>Lampung</b>                             | <b>1 064</b>     | <b>1 140</b> | <b>3 928</b>      | <b>4 263</b> | <b>4 992</b>    | <b>5 403</b> |

Lanjutan Tabel/Continued Table 4.1.9

| Kabupaten/Kota<br>Regency/<br>Municipality | Murid<br>Pupils  |               |                   |               |                 |               |
|--------------------------------------------|------------------|---------------|-------------------|---------------|-----------------|---------------|
|                                            | Negeri<br>Public |               | Swasta<br>Private |               | Jumlah<br>Total |               |
|                                            | 2021/2022        | 2022/2023     | 2021/2022         | 2022/2023     | 2021/2022       | 2022/2023     |
| (1)                                        | (14)             | (15)          | (16)              | (17)          | (18)            | (19)          |
| Lampung Barat                              | 576              | 556           | 1 400             | 1 484         | 1 976           | 2 040         |
| Tanggamus                                  | 519              | 546           | 3 221             | 3 187         | 3 740           | 3 733         |
| Lampung Selatan                            | 438              | 441           | 4 806             | 4 898         | 5 244           | 5 339         |
| Lampung Timur                              | 1 067            | 1 104         | 4 904             | 4 778         | 5 971           | 5 882         |
| Lampung Tengah                             | 1 200            | 1 198         | 7 205             | 7 503         | 8 405           | 8 701         |
| Lampung Utara                              | 1 084            | 1 199         | 2 648             | 2 598         | 3 732           | 3 797         |
| Way Kanan                                  | 182              | 166           | 2 127             | 2 067         | 2 309           | 2 233         |
| Tulang Bawang                              | –                | –             | 1 108             | 1 004         | 1 108           | 1 004         |
| Pesawaran                                  | 709              | 750           | 3 081             | 3 128         | 3 790           | 3 878         |
| Pringsewu                                  | 775              | 759           | 1 764             | 1 834         | 2 539           | 2 593         |
| Mesuji                                     | 91               | 93            | 295               | 325           | 386             | 418           |
| Tulang Bawang Barat                        | 707              | 765           | 851               | 913           | 1 558           | 1 678         |
| Pesisir Barat                              | 957              | 949           | 523               | 515           | 1 480           | 1 464         |
| Bandar Lampung                             | 2 271            | 2 384         | 1 479             | 1 581         | 3 750           | 3 965         |
| Metro                                      | 991              | 1 021         | 1 530             | 1 516         | 2 521           | 2 537         |
| <b>Lampung</b>                             | <b>11 567</b>    | <b>11 931</b> | <b>36 942</b>     | <b>37 331</b> | <b>48 509</b>   | <b>49 262</b> |

Sumber/Source: Kementerian Agama, EMIS, data semester ganjil / Ministry of Religious Affairs, EMIS, odd semester

**Tabel**  
**Table** 4.1.10

**Jumlah Perguruan Tinggi<sup>1</sup>, Tenaga Pendidik, dan Mahasiswa (Negeri dan Swasta) di Bawah Kementerian Riset, Teknologi dan Pendidikan Tinggi Menurut Kabupaten/Kota di Provinsi Lampung, 2021 dan 2022**  
**Number of Universities<sup>1</sup>, Lecturers, and Students (State and Private) Under the Ministry of Research, Technology and High Education by Regency/Municipality in Lampung Province, 2021 dan 2022**

| Kabupaten/Kota<br>Regency/Municipality | Perguruan Tinggi <sup>1</sup> /Universities <sup>1</sup> |          |                |           |              |           |
|----------------------------------------|----------------------------------------------------------|----------|----------------|-----------|--------------|-----------|
|                                        | Negeri/Public                                            |          | Swasta/Private |           | Jumlah/Total |           |
|                                        | 2021                                                     | 2022     | 2021           | 2022      | 2021         | 2022      |
| (1)                                    | (2)                                                      | (3)      | (4)            | (5)       | (6)          | (7)       |
| Lampung Barat                          | ...                                                      | ...      | ...            | ...       | ...          | ...       |
| Tanggamus                              | ...                                                      | ...      | 1              | 1         | 1            | 1         |
| Lampung Selatan                        | 1                                                        | 1        | 3              | 4         | 4            | 5         |
| Lampung Timur                          | ...                                                      | ...      | 3              | 4         | 3            | 4         |
| Lampung Tengah                         | ...                                                      | ...      | 4              | 3         | 4            | 3         |
| Lampung Utara                          | ...                                                      | ...      | 7              | 7         | 7            | 7         |
| Way Kanan                              | ...                                                      | ...      | ...            | ...       | ...          | ...       |
| Tulang Bawang                          | ...                                                      | ...      | 1              | 2         | 1            | 2         |
| Pesawaran                              | ...                                                      | ...      | 1              | 2         | 1            | 2         |
| Pringsewu                              | ...                                                      | ...      | 5              | 6         | 5            | 6         |
| Mesuji                                 | ...                                                      | ...      | 1              | 1         | 1            | 1         |
| Tulang Bawang Barat                    | ...                                                      | ...      | 1              | ...       | 1            | ...       |
| Pesisir Barat                          | ...                                                      | ...      | ...            | ...       | ...          | ...       |
| Bandar Lampung                         | 2                                                        | 2        | 33             | 31        | 35           | 33        |
| Metro                                  | ...                                                      | ...      | 10             | 10        | 10           | 10        |
| <b>Lampung</b>                         | <b>3</b>                                                 | <b>3</b> | <b>70</b>      | <b>71</b> | <b>73</b>    | <b>74</b> |

Lanjutan Tabel/*Continued Table* 4.1.10

| Kabupaten/Kota<br><i>Regency/Municipality</i> | Tenaga Pendidik/ <i>Lecturers</i> |              |                        |              |                      |              |
|-----------------------------------------------|-----------------------------------|--------------|------------------------|--------------|----------------------|--------------|
|                                               | Negeri/ <i>Public</i>             |              | Swasta/ <i>Private</i> |              | Jumlah/ <i>Total</i> |              |
|                                               | 2021                              | 2022         | 2022                   | 2021         | 2021                 | 2022         |
| (1)                                           | (8)                               | (9)          | (10)                   | (11)         | (12)                 | (13)         |
| Lampung Barat                                 | ...                               | ...          | ...                    | ...          | ...                  | ...          |
| Tanggamus                                     | ...                               | ...          | 24                     | 24           | 24                   | 24           |
| Lampung Selatan                               | 438                               | 598          | 36                     | 37           | 474                  | 635          |
| Lampung Timur                                 | ...                               | ...          | 122                    | 135          | 122                  | 135          |
| Lampung Tengah                                | ...                               | ...          | 65                     | 34           | 65                   | 34           |
| Lampung Utara                                 | ...                               | ...          | 228                    | 227          | 228                  | 227          |
| Way Kanan                                     | ...                               | ...          | ...                    | ...          | ...                  | ...          |
| Tulang Bawang                                 | ...                               | ...          | 121                    | 132          | 121                  | 132          |
| Pesawaran                                     | ...                               | ...          | 16                     | 15           | 16                   | 15           |
| Pringsewu                                     | ...                               | ...          | 261                    | 383          | 261                  | 383          |
| Mesuji                                        | ...                               | ...          | 5                      | 11           | 5                    | 11           |
| Tulang Bawang Barat                           | ...                               | ...          | 103                    | ...          | 103                  | ...          |
| Pesisir Barat                                 | ...                               | ...          | ...                    | ...          | ...                  | ...          |
| Bandar Lampung                                | 1 558                             | 1 688        | 1 842                  | 1 839        | 3 400                | 3 527        |
| Metro                                         | ...                               | ...          | 401                    | 410          | 401                  | 410          |
| <b>Lampung</b>                                | <b>1 996</b>                      | <b>2 286</b> | <b>3 224</b>           | <b>3 247</b> | <b>5 220</b>         | <b>5 533</b> |



Lanjutan Tabel/Continued Table 4.1.10

| Kabupaten/Kota<br>Regency/Municipality | Mahasiswa/Students |               |                |               |                |                |
|----------------------------------------|--------------------|---------------|----------------|---------------|----------------|----------------|
|                                        | Negeri/Public      |               | Swasta/Private |               | Jumlah/Total   |                |
|                                        | 2021               | 2022          | 2021           | 2022          | 2021           | 2022           |
| (1)                                    | (14)               | (15)          | (16)           | (17)          | (18)           | (19)           |
| Lampung Barat                          | ...                | ...           | ...            | ...           | ...            | ...            |
| Tanggamus                              | ...                | ...           | 104            | 54            | 104            | 54             |
| Lampung Selatan                        | 12 927             | 16 194        | 890            | 772           | 13 817         | 16 966         |
| Lampung Timur                          | ...                | ...           | 4 834          | 6 121         | 4 834          | 6 121          |
| Lampung Tengah                         | ...                | ...           | 178            | 267           | 178            | 267            |
| Lampung Utara                          | ...                | ...           | 3 337          | 3 582         | 3 337          | 3 582          |
| Way Kanan                              | ...                | ...           | ...            | ...           | ...            | ...            |
| Tulang Bawang                          | ...                | ...           | 641            | 2 150         | 641            | 2 150          |
| Pesawaran                              | ...                | ...           | 29             | 63            | 29             | 63             |
| Pringsewu                              | ...                | ...           | 5 679          | 7 636         | 5 679          | 7 636          |
| Mesuji                                 | ...                | ...           | 46             | 101           | 46             | 101            |
| Tulang Bawang Barat                    | ...                | ...           | 1 774          | ...           | 1 774          | ...            |
| Pesisir Barat                          | ...                | ...           | ...            | ...           | ...            | ...            |
| Bandar Lampung                         | 32 370             | 36 808        | 40 736         | 40 737        | 73 106         | 77 545         |
| Metro                                  | ...                | ...           | 9 946          | 9 892         | 9 946          | 9 892          |
| <b>Lampung</b>                         | <b>45 297</b>      | <b>53 002</b> | <b>68 194</b>  | <b>71 375</b> | <b>113 491</b> | <b>124 377</b> |

Catatan/Note: <sup>1</sup>Termasuk Institut, Sekolah Tinggi, Akademi, dan Politeknik/Including Institute, College, Academy, and Polytechnic  
 Sumber/Source: Pangkalan Data Pendidikan Tinggi (PDDikti) Kementerian Pendidikan dan Kebudayaan, data diambil pada bulan Desember 2021 dan Desember 2022/ Pangkalan Data Pendidikan Tinggi (PDDikti) Ministry of Education and Culture, data was taken on December 2021 and December 2022

**Tabel**  
**Table** 4.1.11

**Jumlah Perguruan Tinggi, Tenaga Pendidik, dan Mahasiswa (Negeri dan Swasta) di Bawah Kementerian Agama Menurut Kabupaten/Kota di Provinsi Lampung, 2021 dan 2022**  
*Number of Universities, Lecturers, and Students (Public and Private) Under the Ministry of Religious Affairs by Regency/ Municipality in Lampung Province, 2021 and 2022*

| Kabupaten/Kota<br>Regency/Municipality | Perguruan Tinggi/Universities |          |                |           |              |           |
|----------------------------------------|-------------------------------|----------|----------------|-----------|--------------|-----------|
|                                        | Negeri/Public                 |          | Swasta/Private |           | Jumlah/Total |           |
|                                        | 2021                          | 2022     | 2021           | 2022      | 2021         | 2022      |
| (1)                                    | (2)                           | (3)      | (4)            | (5)       | (6)          | (7)       |
| Lampung Barat                          | –                             | –        | –              | –         | –            | –         |
| Tanggamus                              | –                             | –        | 2              | 2         | 2            | 2         |
| Lampung Selatan                        | –                             | –        | 4              | 4         | 4            | 4         |
| Lampung Timur                          | –                             | –        | 4              | 2         | 4            | 2         |
| Lampung Tengah                         | –                             | –        | 4              | 4         | 4            | 4         |
| Lampung Utara                          | –                             | –        | 3              | 3         | 3            | 3         |
| Way Kanan                              | –                             | –        | 2              | 2         | 2            | 2         |
| Tulang Bawang                          | –                             | –        | 1              | 1         | 1            | 1         |
| Pesawaran                              | –                             | –        | 1              | 1         | 1            | 1         |
| Pringsewu                              | –                             | –        | 3              | 2         | 3            | 2         |
| Mesuji                                 | –                             | –        | 1              | 1         | 1            | 1         |
| Tulang Bawang Barat                    | –                             | –        | 2              | 2         | 2            | 2         |
| Pesisir Barat                          | –                             | –        | 1              | 1         | 1            | 1         |
| Bandar Lampung                         | 1                             | 1        | 2              | 2         | 3            | 3         |
| Metro                                  | 1                             | 1        | 3              | 4         | 4            | 5         |
| <b>Lampung</b>                         | <b>2</b>                      | <b>2</b> | <b>33</b>      | <b>31</b> | <b>35</b>    | <b>33</b> |

Lanjutan Tabel/Continued Table 4.1.11

| Kabupaten/Kota<br>Regency/Municipality | Tenaga Pendidik/Lecturers |            |                |              |              |              |
|----------------------------------------|---------------------------|------------|----------------|--------------|--------------|--------------|
|                                        | Negeri/Public             |            | Swasta/Private |              | Jumlah/Total |              |
|                                        | 2021                      | 2022       | 2021           | 2022         | 2021         | 2022         |
| (1)                                    | (8)                       | (9)        | (10)           | (11)         | (12)         | (13)         |
| Lampung Barat                          | –                         | –          | –              | –            | –            | –            |
| Tanggamus                              | –                         | –          | 18             | 43           | 18           | 43           |
| Lampung Selatan                        | –                         | –          | 230            | 145          | 230          | 145          |
| Lampung Timur                          | –                         | –          | 43             | 29           | 43           | 29           |
| Lampung Tengah                         | –                         | –          | 105            | 106          | 105          | 106          |
| Lampung Utara                          | –                         | –          | 213            | 179          | 213          | 179          |
| Way Kanan                              | –                         | –          | 48             | 48           | 48           | 48           |
| Tulang Bawang                          | –                         | –          | 13             | 18           | 13           | 18           |
| Pesawaran                              | –                         | –          | 24             | 20           | 24           | 20           |
| Pringsewu                              | –                         | –          | 31             | 30           | 31           | 30           |
| Mesuji                                 | –                         | –          | 19             | 19           | 19           | 19           |
| Tulang Bawang Barat                    | –                         | –          | 47             | 39           | 47           | 39           |
| Pesisir Barat                          | –                         | –          | 27             | 23           | 27           | 23           |
| Bandar Lampung                         | 434                       | 541        | 54             | 55           | 488          | 596          |
| Metro                                  | 242                       | 259        | 227            | 272          | 469          | 531          |
| <b>Lampung</b>                         | <b>676</b>                | <b>800</b> | <b>1 099</b>   | <b>1 026</b> | <b>1 775</b> | <b>1 826</b> |

Lanjutan Tabel/*Continued Table* 4.1.11

| Kabupaten/Kota<br><i>Regency/Municipality</i> | Mahasiswa/Students |               |                |               |               |               |
|-----------------------------------------------|--------------------|---------------|----------------|---------------|---------------|---------------|
|                                               | Negeri/Public      |               | Swasta/Private |               | Jumlah/Total  |               |
|                                               | 2021               | 2022          | 2021           | 2022          | 2021          | 2022          |
| (1)                                           | (14)               | (15)          | (16)           | (17)          | (18)          | (19)          |
| Lampung Barat                                 | –                  | –             | –              | –             | –             | –             |
| Tanggamus                                     | –                  | –             | 469            | 687           | 469           | 687           |
| Lampung Selatan                               | –                  | –             | 7 278          | 6 571         | 7 278         | 6 571         |
| Lampung Timur                                 | –                  | –             | 726            | 915           | 726           | 915           |
| Lampung Tengah                                | –                  | –             | 1 256          | 1 386         | 1 256         | 1 386         |
| Lampung Utara                                 | –                  | –             | 777            | 652           | 777           | 652           |
| Way Kanan                                     | –                  | –             | 1 387          | 1 375         | 1 387         | 1 375         |
| Tulang Bawang                                 | –                  | –             | 115            | 166           | 115           | 166           |
| Pesawaran                                     | –                  | –             | 144            | 172           | 144           | 172           |
| Pringsewu                                     | –                  | –             | 742            | 745           | 742           | 745           |
| Mesuji                                        | –                  | –             | 231            | 316           | 231           | 316           |
| Tulang Bawang Barat                           | –                  | –             | 1 308          | 1 365         | 1 308         | 1 365         |
| Pesisir Barat                                 | –                  | –             | 569            | 571           | 569           | 571           |
| Bandar Lampung                                | 38 372             | 39 497        | 1 147          | 1 207         | 39 519        | 40 704        |
| Metro                                         | 8 869              | 8 144         | 4 849          | 4 927         | 13 718        | 13 071        |
| <b>Lampung</b>                                | <b>47 241</b>      | <b>47 641</b> | <b>20 998</b>  | <b>21 055</b> | <b>68 239</b> | <b>68 696</b> |

Sumber/*Source*: Kementerian Agama, EMIS, Data Semester Ganjil/ *Ministry of Religious Affairs, EMIS, Odd Semester Data*

**Tabel**  
**Table** 4.1.12

**Persentase Penduduk Usia 7–24 Tahun Menurut Jenis Kelamin, Kelompok Umur Sekolah, dan Partisipasi Sekolah<sup>1</sup> di Provinsi Lampung, 2020–2022**  
**Percentage of Population Aged 7–24 Years by Sex, School Age Group, and School Participation<sup>1</sup> in Lampung Province, 2020–2022**

| Jenis Kelamin dan Kelompok Umur Sekolah<br><i>Sex and School Age Group</i> | 2020                                                            |                                          |                                                           |
|----------------------------------------------------------------------------|-----------------------------------------------------------------|------------------------------------------|-----------------------------------------------------------|
|                                                                            | Tidak/Belum Pernah Sekolah<br><i>Not/Never Attending School</i> | Masih Sekolah<br><i>Attending School</i> | Tidak Sekolah Lagi<br><i>Not Attending School Anymore</i> |
| (1)                                                                        | (2)                                                             | (3)                                      | (4)                                                       |
| <b>Laki-laki/Male</b>                                                      |                                                                 |                                          |                                                           |
| 7-12                                                                       | 0,29                                                            | 99,62                                    | 0,09                                                      |
| 13-15                                                                      | 0,22                                                            | 94,98                                    | 4,80                                                      |
| 16-18                                                                      | 0,58                                                            | 69,22                                    | 30,20                                                     |
| 19-24                                                                      | 0,25                                                            | 21,09                                    | 78,67                                                     |
| 7-24                                                                       | 0,31                                                            | 70,10                                    | 29,59                                                     |
| <b>Perempuan/Female</b>                                                    |                                                                 |                                          |                                                           |
| 7-12                                                                       | 0,12                                                            | 99,87                                    | 0,01                                                      |
| 13-15                                                                      | 0,00                                                            | 95,49                                    | 4,51                                                      |
| 16-18                                                                      | 0,44                                                            | 73,63                                    | 25,93                                                     |
| 19-24                                                                      | 0,13                                                            | 20,98                                    | 78,89                                                     |
| 7-24                                                                       | 0,16                                                            | 71,75                                    | 28,09                                                     |
| <b>Jumlah/Total</b>                                                        |                                                                 |                                          |                                                           |
| <b>7-12</b>                                                                | 0,21                                                            | 99,74                                    | 0,05                                                      |
| <b>13-15</b>                                                               | 0,11                                                            | 95,24                                    | 4,65                                                      |
| <b>16-18</b>                                                               | 0,51                                                            | 71,34                                    | 28,14                                                     |
| <b>19-24</b>                                                               | 0,19                                                            | 21,04                                    | 78,77                                                     |
| <b>7-24</b>                                                                | 0,24                                                            | 70,90                                    | 28,87                                                     |

Lanjutan Tabel/*Continued Table* 4.1.12

| Jenis Kelamin dan Kelompok Umur Sekolah<br><i>Sex and School Age Group</i> | 2021                                                            |                                          |                                                           |
|----------------------------------------------------------------------------|-----------------------------------------------------------------|------------------------------------------|-----------------------------------------------------------|
|                                                                            | Tidak/Belum Pernah Sekolah<br><i>Not/Never Attending School</i> | Masih Sekolah<br><i>Attending School</i> | Tidak Sekolah Lagi<br><i>Not Attending School Anymore</i> |
| (1)                                                                        | (5)                                                             | (6)                                      | (7)                                                       |
| <b>Laki-laki/Male</b>                                                      |                                                                 |                                          |                                                           |
| 7-12                                                                       | 0,75                                                            | 99,25                                    | –                                                         |
| 13-15                                                                      | 0,61                                                            | 94,65                                    | 4,74                                                      |
| 16-18                                                                      | 0,32                                                            | 71,50                                    | 28,17                                                     |
| 19-24                                                                      | 0,37                                                            | 19,23                                    | 80,40                                                     |
| 7-24                                                                       | 0,54                                                            | 68,76                                    | 30,70                                                     |
| <b>Perempuan/Female</b>                                                    |                                                                 |                                          |                                                           |
| 7-12                                                                       | 0,17                                                            | 99,83                                    | –                                                         |
| 13-15                                                                      | 0,10                                                            | 96,46                                    | 3,45                                                      |
| 16-18                                                                      | 0,06                                                            | 71,97                                    | 27,98                                                     |
| 19-24                                                                      | 0,52                                                            | 23,15                                    | 76,33                                                     |
| 7-24                                                                       | 0,25                                                            | 70,60                                    | 29,15                                                     |
| <b>Jumlah/Total</b>                                                        |                                                                 |                                          |                                                           |
| <b>7-12</b>                                                                | 0,47                                                            | 99,53                                    | –                                                         |
| <b>13-15</b>                                                               | 0,34                                                            | 95,58                                    | 4,07                                                      |
| <b>16-18</b>                                                               | 0,20                                                            | 71,72                                    | 28,08                                                     |
| <b>19-24</b>                                                               | 0,45                                                            | 21,17                                    | 78,38                                                     |
| <b>7-24</b>                                                                | 0,40                                                            | 69,67                                    | 29,94                                                     |

Lanjutan Tabel/*Continued Table* 4.1.12

| Jenis Kelamin dan Kelompok Umur Sekolah<br><i>Sex and School Age Group</i> | 2022                                                            |                                          |                                                           |
|----------------------------------------------------------------------------|-----------------------------------------------------------------|------------------------------------------|-----------------------------------------------------------|
|                                                                            | Tidak/Belum Pernah Sekolah<br><i>Not/Never Attending School</i> | Masih Sekolah<br><i>Attending School</i> | Tidak Sekolah Lagi<br><i>Not Attending School Anymore</i> |
| (1)                                                                        | (8)                                                             | (9)                                      | (10)                                                      |
| <i>Laki-Laki/ Male</i>                                                     |                                                                 |                                          |                                                           |
| 7-12                                                                       | 0,15                                                            | 99,73                                    | 0,12                                                      |
| 13-15                                                                      | 0,47                                                            | 93,98                                    | 5,55                                                      |
| 16-18                                                                      | 0,60                                                            | 69,68                                    | 29,72                                                     |
| 19-24                                                                      | 0,60                                                            | 18,41                                    | 80,99                                                     |
| 7-24                                                                       | 0,41                                                            | 69,04                                    | 30,55                                                     |
| <i>Perempuan/ Female</i>                                                   |                                                                 |                                          |                                                           |
| 7-12                                                                       | 0,59                                                            | 99,37                                    | 0,03                                                      |
| 13-15                                                                      | 0,11                                                            | 97,29                                    | 2,60                                                      |
| 16-18                                                                      | 0,03                                                            | 72,75                                    | 27,22                                                     |
| 19-24                                                                      | 0,43                                                            | 23,18                                    | 76,39                                                     |
| 7-24                                                                       | 0,38                                                            | 71,45                                    | 28,17                                                     |
| <b>Jumlah/Total</b>                                                        |                                                                 |                                          |                                                           |
| <b>7-12</b>                                                                | 0,37                                                            | 99,56                                    | 0,08                                                      |
| <b>13-15</b>                                                               | 0,29                                                            | 95,63                                    | 4,08                                                      |
| <b>16-18</b>                                                               | 0,33                                                            | 71,14                                    | 28,53                                                     |
| <b>19-24</b>                                                               | 0,52                                                            | 20,72                                    | 78,76                                                     |
| <b>7-24</b>                                                                | 0,39                                                            | 70,21                                    | 29,40                                                     |

Catatan/Note: <sup>1</sup> Termasuk pendidikan nonformal (Paket A, Paket B, atau Paket C)/Including Package A, Package B, or Package C  
 Sumber/Source: BPS, Survei Sosial Ekonomi Nasional (Susenas)/BPS-Statistics Indonesia, National Socioeconomic Survey

**Tabel**  
**Table** 4.1.13**Angka Partisipasi Murni (APM) dan Angka Partisipasi Kasar (APK) Menurut Jenjang Pendidikan di Provinsi Lampung, 2021 dan 2022**  
**Net Participation Rates and Gross Participation Rates by Educational Level in Lampung Province, 2021 and 2022**

| Jenjang Pendidikan<br>Educational Level | Angka Partisipasi Murni (APM)<br>Net Participation Rates |       | Angka Partisipasi Kasar (APK)<br>Gross Participation Rates |        |
|-----------------------------------------|----------------------------------------------------------|-------|------------------------------------------------------------|--------|
|                                         | 2021                                                     | 2022  | 2021                                                       | 2022   |
| (1)                                     | (2)                                                      | (3)   | (4)                                                        | (5)    |
| SD/MI<br>Elementary School              | 99,10                                                    | 99,29 | 105,63                                                     | 105,91 |
| SMP/MTs<br>Junior High School           | 82,03                                                    | 82,07 | 93,12                                                      | 92,37  |
| SMA/SMK/MA<br>Senior High School        | 60,31                                                    | 61,96 | 88,38                                                      | 87,40  |

Sumber/Source: BPS, Survei Sosial Ekonomi Nasional (Susenas)/BPS-Statistics Indonesia, National Socioeconomic Survey



**Tabel**  
**Table** 4.1.14**Persentase Penduduk Berumur 15 Tahun ke Atas yang Melek Huruf Menurut Kelompok Umur dan Daerah Tempat Tinggal di Provinsi Lampung, 2021 dan 2022**  
**Percentage of Literate People Aged 15 Years and Over by Age Group and Urban-Rural Classification in Lampung Province, 2021 and 2022**

| Kelompok Umur<br>Age Group | Perkotaan<br>Urban |        | Perdesaan<br>Rural |        | Perkotaan+Perdesaan<br>Urban+Rural |        |
|----------------------------|--------------------|--------|--------------------|--------|------------------------------------|--------|
|                            | 2021               | 2022   | 2021               | 2022   | 2021                               | 2022   |
| (1)                        | (2)                | (3)    | (4)                | (5)    | (6)                                | (7)    |
| 15–19                      | 100,00             | 100,00 | 99,87              | 99,92  | 99,92                              | 99,95  |
| 20–24                      | 99,80              | 99,56  | 99,94              | 99,98  | 99,89                              | 99,85  |
| 25–29                      | 100,00             | 100,00 | 99,97              | 100,00 | 99,98                              | 100,00 |
| 30–34                      | 100,00             | 100,00 | 99,87              | 99,48  | 99,91                              | 99,65  |
| 35–39                      | 99,79              | 99,71  | 99,88              | 99,53  | 99,85                              | 99,59  |
| 40–44                      | 99,91              | 99,41  | 99,72              | 99,18  | 99,78                              | 99,26  |
| 45–49                      | 99,77              | 99,66  | 99,33              | 99,14  | 99,47                              | 99,31  |
| 50+                        | 94,94              | 95,35  | 88,98              | 88,97  | 90,80                              | 91,07  |
| <b>Jumlah/Total</b>        | 98,57              | 98,53  | 96,67              | 96,62  | 97,28                              | 97,25  |
| <b>15–24</b>               | 99,90              | 99,79  | 99,90              | 99,95  | 99,90                              | 99,90  |
| <b>15–44</b>               | 99,92              | 99,79  | 99,88              | 99,69  | 99,89                              | 99,72  |
| <b>15+</b>                 | 98,57              | 98,53  | 96,67              | 96,62  | 97,28                              | 97,25  |
| <b>45+</b>                 | 96,16              | 96,39  | 91,45              | 91,48  | 92,91                              | 93,09  |

Sumber/Source: BPS, Survei Sosial Ekonomi Nasional (Susenas)/BPS-Statistics Indonesia, National Socioeconomic Survey

**Tabel**  
**Table** 4.1.15**Jumlah Desa<sup>1</sup>/Kelurahan yang Memiliki Fasilitas Sekolah Menurut Kabupaten/Kota dan Tingkat Pendidikan di Provinsi Lampung, 2019-2021**  
**Number of Villages<sup>1</sup> Having Educational Facilities by Regency/Municipality and Educational Level in Lampung Province, 2019-2021**

| Kabupaten/Kota<br>Regency/Municipality | SD<br>Primary School |              |              |
|----------------------------------------|----------------------|--------------|--------------|
|                                        | 2019                 | 2020         | 2021         |
| (1)                                    | (2)                  | (3)          | (4)          |
| Lampung Barat                          | 125                  | 125          | 121          |
| Tanggamus                              | 270                  | 272          | 266          |
| Lampung Selatan                        | 252                  | 253          | 246          |
| Lampung Timur                          | 263                  | 263          | 262          |
| Lampung Tengah                         | 310                  | 310          | 310          |
| Lampung Utara                          | 237                  | 239          | 238          |
| Way Kanan                              | 220                  | 220          | 207          |
| Tulang Bawang                          | 144                  | 144          | 144          |
| Pesawaran                              | 141                  | 142          | 142          |
| Pringsewu                              | 129                  | 129          | 129          |
| Mesuji                                 | 103                  | 103          | 93           |
| Tulang Bawang Barat                    | 99                   | 99           | 99           |
| Pesisir Barat                          | 100                  | 100          | 97           |
| Bandar Lampung                         | 117                  | 115          | 114          |
| Metro                                  | 22                   | 22           | 22           |
| <b>Lampung</b>                         | <b>2 532</b>         | <b>2 536</b> | <b>2 490</b> |

Lanjutan Tabel/*Continued Table 4.1.15*

| Kabupaten/Kota<br><i>Regency/Municipality</i> | SMP<br><i>Junior High School</i> |              |              |
|-----------------------------------------------|----------------------------------|--------------|--------------|
|                                               | 2019                             | 2020         | 2021         |
| (1)                                           | (5)                              | (6)          | (7)          |
| Lampung Barat                                 | 67                               | 70           | 69           |
| Tanggamus                                     | 103                              | 105          | 99           |
| Lampung Selatan                               | 162                              | 164          | 150          |
| Lampung Timur                                 | 175                              | 176          | 168          |
| Lampung Tengah                                | 196                              | 196          | 195          |
| Lampung Utara                                 | 118                              | 118          | 118          |
| Way Kanan                                     | 100                              | 101          | 96           |
| Tulang Bawang                                 | 89                               | 89           | 89           |
| Pesawaran                                     | 84                               | 85           | 90           |
| Pringsewu                                     | 66                               | 67           | 67           |
| Mesuji                                        | 58                               | 60           | 52           |
| Tulang Bawang Barat                           | 57                               | 57           | 49           |
| Pesisir Barat                                 | 50                               | 49           | 44           |
| Bandar Lampung                                | 87                               | 90           | 87           |
| Metro                                         | 17                               | 17           | 17           |
| <b>Lampung</b>                                | <b>1 429</b>                     | <b>1 444</b> | <b>1 390</b> |

Lanjutan Tabel/*Continued Table* 4.1.15

| Kabupaten/Kota<br><i>Regency/Municipality</i> | SMA<br><i>Senior High School</i> |            |            |
|-----------------------------------------------|----------------------------------|------------|------------|
|                                               | 2019                             | 2020       | 2021       |
| (1)                                           | (8)                              | (9)        | (10)       |
| Lampung Barat                                 | 31                               | 31         | 30         |
| Tanggamus                                     | 45                               | 48         | 46         |
| Lampung Selatan                               | 76                               | 81         | 68         |
| Lampung Timur                                 | 68                               | 71         | 74         |
| Lampung Tengah                                | 95                               | 93         | 94         |
| Lampung Utara                                 | 62                               | 68         | 66         |
| Way Kanan                                     | 48                               | 48         | 38         |
| Tulang Bawang                                 | 34                               | 35         | 34         |
| Pesawaran                                     | 35                               | 36         | 37         |
| Pringsewu                                     | 26                               | 29         | 28         |
| Mesuji                                        | 19                               | 19         | 17         |
| Tulang Bawang Barat                           | 27                               | 27         | 24         |
| Pesisir Barat                                 | 15                               | 15         | 16         |
| Bandar Lampung                                | 57                               | 55         | 55         |
| Metro                                         | 16                               | 17         | 17         |
| <b>Lampung</b>                                | <b>654</b>                       | <b>673</b> | <b>644</b> |

Lanjutan Tabel/*Continued Table 4.1.15*

| Kabupaten/Kota<br><i>Regency/Municipality</i> | SMK<br><i>Vocational School</i> |            |            |
|-----------------------------------------------|---------------------------------|------------|------------|
|                                               | 2019                            | 2020       | 2021       |
| (1)                                           | (11)                            | (12)       | (13)       |
| Lampung Barat                                 | 10                              | 10         | 10         |
| Tanggamus                                     | 22                              | 23         | 23         |
| Lampung Selatan                               | 44                              | 49         | 44         |
| Lampung Timur                                 | 63                              | 62         | 61         |
| Lampung Tengah                                | 64                              | 65         | 60         |
| Lampung Utara                                 | 19                              | 20         | 20         |
| Way Kanan                                     | 25                              | 27         | 21         |
| Tulang Bawang                                 | 26                              | 26         | 27         |
| Pesawaran                                     | 14                              | 14         | 13         |
| Pringsewu                                     | 20                              | 21         | 24         |
| Mesuji                                        | 17                              | 17         | 11         |
| Tulang Bawang Barat                           | 16                              | 12         | 14         |
| Pesisir Barat                                 | 4                               | 4          | 4          |
| Bandar Lampung                                | 39                              | 39         | 36         |
| Metro                                         | 14                              | 14         | 14         |
| <b>Lampung</b>                                | <b>397</b>                      | <b>403</b> | <b>382</b> |

Lanjutan Tabel/*Continued Table* 4.1.15

| Kabupaten/Kota<br><i>Regency/Municipality</i> | Perguruan Tinggi<br><i>University</i> |           |           |
|-----------------------------------------------|---------------------------------------|-----------|-----------|
|                                               | 2019                                  | 2020      | 2021      |
| (1)                                           | (14)                                  | (15)      | (16)      |
| Lampung Barat                                 | 2                                     | 2         | 2         |
| Tanggamus                                     | 2                                     | 2         | 3         |
| Lampung Selatan                               | 6                                     | 5         | 6         |
| Lampung Timur                                 | 10                                    | 8         | 10        |
| Lampung Tengah                                | 12                                    | 9         | 10        |
| Lampung Utara                                 | 11                                    | 10        | 10        |
| Way Kanan                                     | 2                                     | 3         | 1         |
| Tulang Bawang                                 | 2                                     | 2         | 3         |
| Pesawaran                                     | –                                     | 1         | 2         |
| Pringsewu                                     | 7                                     | 7         | 6         |
| Mesuji                                        | 1                                     | 1         | 2         |
| Tulang Bawang Barat                           | 2                                     | 2         | 1         |
| Pesisir Barat                                 | 1                                     | 1         | 2         |
| Bandar Lampung                                | 23                                    | 24        | 24        |
| Metro                                         | 5                                     | 6         | 6         |
| <b>Lampung</b>                                | <b>86</b>                             | <b>83</b> | <b>88</b> |

Catatan/*Note*: <sup>1</sup> Desa pada tabel ini termasuk Unit Permukiman Transmigrasi (UPT) yang masih dibina oleh kementerian terkait  
*Villages in this table include Transmigration Settlement Unit which is still fostered by the relevant ministries*

Sumber/*Source*: BPS, Pendataan Potensi Desa (Podes)/ *BPS—Statistics Indonesia, Village Potential Data Collection*

## 4.2 KESEHATAN HEALTH

**Tabel** 4.2.1 **Jumlah Desa<sup>1</sup>/Kelurahan Yang Memiliki Sarana Kesehatan Menurut Kabupaten/Kota di Provinsi Lampung, 2019–2021**  
**Number of Villages<sup>1</sup> Having Health Facilities by Regency/ Municipality in Lampung Province, 2019–2021**

| Kabupaten/Kota<br>Regency/Municipality | Rumah Sakit<br>Hospital |           |           |
|----------------------------------------|-------------------------|-----------|-----------|
|                                        | 2019                    | 2020      | 2021      |
| (1)                                    | (2)                     | (3)       | (4)       |
| Lampung Barat                          | 1                       | 2         | 3         |
| Tanggamus                              | 2                       | 2         | 2         |
| Lampung Selatan                        | 5                       | 5         | 6         |
| Lampung Timur                          | 6                       | 7         | 5         |
| Lampung Tengah                         | 5                       | 6         | 7         |
| Lampung Utara                          | 5                       | 5         | 5         |
| Way Kanan                              | 4                       | 4         | 1         |
| Tulang Bawang                          | 3                       | 3         | 3         |
| Pesawaran                              | 3                       | 3         | 3         |
| Pringsewu                              | 4                       | 5         | 5         |
| Mesuji                                 | 2                       | 2         | 2         |
| Tulang Bawang Barat                    | 3                       | 3         | 1         |
| Pesisir Barat                          | 1                       | 1         | 2         |
| Bandar Lampung                         | 11                      | 18        | 20        |
| Metro                                  | 7                       | 6         | 8         |
| <b>Lampung</b>                         | <b>62</b>               | <b>72</b> | <b>73</b> |

Lanjutan Tabel/*Continued Table 4.2.1*

| Kabupaten/Kota<br><i>Regency/Municipality</i> | Rumah Sakit Bersalin<br><i>Maternity Hospital</i> |          |          |
|-----------------------------------------------|---------------------------------------------------|----------|----------|
|                                               | 2019                                              | 2020     | 2021     |
| (1)                                           | (5)                                               | (6)      | (7)      |
| Lampung Barat                                 | 1                                                 | –        | –        |
| Tanggamus                                     | –                                                 | –        | –        |
| Lampung Selatan                               | 1                                                 | 1        | –        |
| Lampung Timur                                 | 3                                                 | 1        | 1        |
| Lampung Tengah                                | 9                                                 | –        | 2        |
| Lampung Utara                                 | 1                                                 | –        | –        |
| Way Kanan                                     | –                                                 | –        | –        |
| Tulang Bawang                                 | –                                                 | –        | –        |
| Pesawaran                                     | –                                                 | –        | –        |
| Pringsewu                                     | 2                                                 | –        | –        |
| Mesuji                                        | –                                                 | –        | –        |
| Tulang Bawang Barat                           | –                                                 | –        | –        |
| Pesisir Barat                                 | –                                                 | 1        | –        |
| Bandar Lampung                                | 8                                                 | –        | 1        |
| Metro                                         | 2                                                 | 1        | –        |
| <b>Lampung</b>                                | <b>27</b>                                         | <b>4</b> | <b>4</b> |



Lanjutan Tabel/Continued Table 4.2.1

| Kabupaten/Kota<br>Regency/Municipality | Poliklinik<br>Polyclinic |            |            |
|----------------------------------------|--------------------------|------------|------------|
|                                        | 2019                     | 2020       | 2021       |
| (1)                                    | (8)                      | (9)        | (10)       |
| Lampung Barat                          | 6                        | 4          | 3          |
| Tanggamus                              | 14                       | 14         | 12         |
| Lampung Selatan                        | 62                       | 53         | 39         |
| Lampung Timur                          | 34                       | 42         | 35         |
| Lampung Tengah                         | 65                       | 64         | 56         |
| Lampung Utara                          | 22                       | 26         | 22         |
| Way Kanan                              | 16                       | 17         | 16         |
| Tulang Bawang                          | 16                       | 18         | 17         |
| Pesawaran                              | 22                       | 21         | 21         |
| Pringsewu                              | 21                       | 22         | 24         |
| Mesuji                                 | 6                        | 6          | 6          |
| Tulang Bawang Barat                    | 12                       | 14         | 13         |
| Pesisir Barat                          | 1                        | 1          | –          |
| Bandar Lampung                         | 50                       | 51         | 56         |
| Metro                                  | 13                       | 13         | 14         |
| <b>Lampung</b>                         | <b>360</b>               | <b>366</b> | <b>334</b> |

Lanjutan Tabel/*Continued Table 4.2.1*

| Kabupaten/Kota<br><i>Regency/Municipality</i> | Puskesmas<br><i>Public Health Center</i> |            |            |
|-----------------------------------------------|------------------------------------------|------------|------------|
|                                               | 2019                                     | 2020       | 2021       |
| (1)                                           | (11)                                     | (12)       | (13)       |
| Lampung Barat                                 | 15                                       | 17         | 17         |
| Tanggamus                                     | 24                                       | 24         | 25         |
| Lampung Selatan                               | 30                                       | 32         | 35         |
| Lampung Timur                                 | 36                                       | 33         | 37         |
| Lampung Tengah                                | 51                                       | 46         | 42         |
| Lampung Utara                                 | 26                                       | 28         | 27         |
| Way Kanan                                     | 21                                       | 20         | 11         |
| Tulang Bawang                                 | 20                                       | 20         | 20         |
| Pesawaran                                     | 14                                       | 15         | 13         |
| Pringsewu                                     | 14                                       | 14         | 12         |
| Mesuji                                        | 14                                       | 13         | 8          |
| Tulang Bawang Barat                           | 16                                       | 16         | 11         |
| Pesisir Barat                                 | 12                                       | 11         | 12         |
| Bandar Lampung                                | 30                                       | 29         | 29         |
| Metro                                         | 13                                       | 12         | 11         |
| <b>Lampung</b>                                | <b>336</b>                               | <b>330</b> | <b>310</b> |

Lanjutan Tabel/Continued Table 4.2.1

| Kabupaten/Kota<br>Regency/Municipality | Puskesmas Pembantu<br>Subsidiary of Public Health Center |            |            |
|----------------------------------------|----------------------------------------------------------|------------|------------|
|                                        | 2019                                                     | 2020       | 2021       |
| (1)                                    | (14)                                                     | (15)       | (16)       |
| Lampung Barat                          | 55                                                       | 59         | 44         |
| Tanggamus                              | 55                                                       | 58         | 53         |
| Lampung Selatan                        | 86                                                       | 93         | 76         |
| Lampung Timur                          | 94                                                       | 94         | 90         |
| Lampung Tengah                         | 129                                                      | 124        | 122        |
| Lampung Utara                          | 88                                                       | 95         | 90         |
| Way Kanan                              | 63                                                       | 65         | 34         |
| Tulang Bawang                          | 64                                                       | 66         | 66         |
| Pesawaran                              | 39                                                       | 41         | 40         |
| Pringsewu                              | 34                                                       | 34         | 34         |
| Mesuji                                 | 47                                                       | 48         | 38         |
| Tulang Bawang Barat                    | 55                                                       | 57         | 43         |
| Pesisir Barat                          | 30                                                       | 30         | 23         |
| Bandar Lampung                         | 47                                                       | 50         | 49         |
| Metro                                  | 4                                                        | 4          | 4          |
| <b>Lampung</b>                         | <b>890</b>                                               | <b>918</b> | <b>806</b> |

Lanjutan Tabel/*Continued Table 4.2.1*

| Kabupaten/Kota<br><i>Regency/Municipality</i> | Apotek<br><i>Pharmacy</i> |            |            |
|-----------------------------------------------|---------------------------|------------|------------|
|                                               | 2019                      | 2020       | 2021       |
| (1)                                           | (17)                      | (18)       | (19)       |
| Lampung Barat                                 | 12                        | 13         | 13         |
| Tanggamus                                     | 12                        | 14         | 15         |
| Lampung Selatan                               | 49                        | 53         | 57         |
| Lampung Timur                                 | 45                        | 55         | 57         |
| Lampung Tengah                                | 43                        | 44         | 55         |
| Lampung Utara                                 | 25                        | 24         | 25         |
| Way Kanan                                     | 11                        | 14         | 8          |
| Tulang Bawang                                 | 15                        | 21         | 24         |
| Pesawaran                                     | 16                        | 15         | 18         |
| Pringsewu                                     | 21                        | 29         | 30         |
| Mesuji                                        | 6                         | 8          | 7          |
| Tulang Bawang Barat                           | 14                        | 19         | 18         |
| Pesisir Barat                                 | 4                         | 4          | 7          |
| Bandar Lampung                                | 84                        | 85         | 88         |
| Metro                                         | 16                        | 18         | 17         |
| <b>Lampung</b>                                | <b>373</b>                | <b>416</b> | <b>439</b> |

Catatan/Note: <sup>1</sup> Desa pada tabel ini termasuk Unit Permukiman Transmigrasi (UPT) yang masih dibina oleh kementerian terkait/  
*Villages in this table include Transmigration Settlement Unit which is still fostered by the relevant ministries*

Sumber/Source: BPS, Pendataan Potensi Desa (Podes)/BPS-Statistics Indonesia, *Village Potential Data Collecting*

**Tabel**  
**Table** 4.2.2

**Distribusi Persentase Perempuan Pernah Kawin (PPK) umur 15-49 Tahun yang Melahirkan Hidup dalam Dua Tahun Terakhir Menurut Kabupaten/Kota dan Penolong Persalinan di Provinsi Lampung, 2021 dan 2022**  
**Percentage Distribution of Ever Married Women Aged 15-49 Years Who Had Live Birth in The Two Years Preceding The Survey by Regency/Municipality and Last Birth Attendance in Lampung Province, 2021 and 2022**

| Kabupaten/Kota<br>Regency/Municipality | Dokter <sup>1</sup><br>Doctor <sup>1</sup> |              | Bidan<br>Midwife |              | Tenaga Kesehatan<br>Lain<br>Other Medical<br>Personnel |             |
|----------------------------------------|--------------------------------------------|--------------|------------------|--------------|--------------------------------------------------------|-------------|
|                                        | 2021                                       | 2022         | 2021             | 2022         | 2021                                                   | 2021        |
| (1)                                    | (2)                                        | (3)          | (4)              | (5)          | (6)                                                    | (7)         |
| Lampung Barat                          | 18,98                                      | 11,28        | 77,25            | 85,88        | –                                                      | –           |
| Tanggamus                              | 12,17                                      | 14,52        | 83,73            | 79,98        | –                                                      | 1,93        |
| Lampung Selatan                        | 13,52                                      | 24,87        | 85,54            | 74,33        | –                                                      | 0,00        |
| Lampung Timur                          | 38,08                                      | 35,45        | 60,49            | 57,39        | –                                                      | 2,35        |
| Lampung Tengah                         | 34,43                                      | 40,20        | 63,44            | 58,88        | –                                                      | –           |
| Lampung Utara                          | 23,80                                      | 23,10        | 75,52            | 76,30        | 0,68                                                   | 0,00        |
| Way Kanan                              | 17,53                                      | 13,94        | 74,84            | 76,46        | –                                                      | 1,06        |
| Tulang Bawang                          | 21,33                                      | 34,69        | 76,09            | 64,45        | –                                                      | 0,86        |
| Pesawaran                              | 13,87                                      | 21,48        | 77,82            | 72,53        | 2,14                                                   | 0,00        |
| Pringsewu                              | 26,09                                      | 24,17        | 73,91            | 74,73        | –                                                      | 1,11        |
| Mesuji                                 | 24,36                                      | 20,22        | 69,65            | 66,31        | –                                                      | 8,93        |
| Tulang Bawang Barat                    | 25,74                                      | 24,49        | 74,03            | 75,51        | –                                                      | 0,00        |
| Pesisir Barat                          | 16,28                                      | 17,75        | 66,61            | 72,09        | 3,64                                                   | 0,83        |
| Bandar Lampung                         | 34,73                                      | 36,57        | 65,27            | 63,43        | –                                                      | –           |
| Metro                                  | 57,04                                      | 64,11        | 42,96            | 35,89        | –                                                      | –           |
| <b>Lampung</b>                         | <b>26,08</b>                               | <b>28,20</b> | <b>71,42</b>     | <b>68,58</b> | <b>0,24</b>                                            | <b>0,83</b> |

Lanjutan Tabel/*Continued Table 4.2.2*

| Kabupaten/Kota<br><i>Regency/Municipality</i> | Dukun<br><i>Traditional Birth Attendant</i> |             | Lainnya <sup>2</sup><br><i>Others<sup>2</sup></i> |             | Jumlah<br><i>Total</i> |               |
|-----------------------------------------------|---------------------------------------------|-------------|---------------------------------------------------|-------------|------------------------|---------------|
|                                               | 2021                                        | 2022        | 2021                                              | 2022        | 2021                   | 2021          |
| (1)                                           | (8)                                         | (9)         | (10)                                              | (11)        | (12)                   | (13)          |
| Lampung Barat                                 | 3,77                                        | 1,60        | –                                                 | 1,24        | 100,00                 | 100,00        |
| Tanggamus                                     | 4,10                                        | 3,56        | –                                                 | –           | 100,00                 | 100,00        |
| Lampung Selatan                               | 0,94                                        | 0,80        | –                                                 | –           | 100,00                 | 100,00        |
| Lampung Timur                                 | 1,43                                        | 4,82        | –                                                 | –           | 100,00                 | 100,00        |
| Lampung Tengah                                | 2,14                                        | –           | –                                                 | 0,92        | 100,00                 | 100,00        |
| Lampung Utara                                 | 0,00                                        | 0,61        | –                                                 | –           | 100,00                 | 100,00        |
| Way Kanan                                     | 7,16                                        | 8,55        | 0,47                                              | –           | 100,00                 | 100,00        |
| Tulang Bawang                                 | 2,57                                        | –           | –                                                 | –           | 100,00                 | 100,00        |
| Pesawaran                                     | 5,71                                        | 6,00        | 0,46                                              | –           | 100,00                 | 100,00        |
| Pringsewu                                     | 0,00                                        | –           | –                                                 | –           | 100,00                 | 100,00        |
| Mesuji                                        | 5,99                                        | 4,55        | –                                                 | –           | 100,00                 | 100,00        |
| Tulang Bawang Barat                           | 0,24                                        | –           | –                                                 | –           | 100,00                 | 100,00        |
| Pesisir Barat                                 | 12,24                                       | 9,32        | 1,23                                              | –           | 100,00                 | 100,00        |
| Bandar Lampung                                | –                                           | –           | –                                                 | –           | 100,00                 | 100,00        |
| Metro                                         | –                                           | –           | –                                                 | –           | 100,00                 | 100,00        |
| <b>Lampung</b>                                | <b>2,19</b>                                 | <b>2,20</b> | <b>0,07</b>                                       | <b>0,18</b> | <b>100,00</b>          | <b>100,00</b> |

Catatan/Note: <sup>1</sup> Dokter kandungan dan dokter umum/*Obstetrician and general practice doctor*

<sup>2</sup> Termasuk tidak ada penolong Persalinan/*Including not using a birth attender*

Sumber/Source: BPS, Survei Sosial Ekonomi Nasional (Susenas)/*BPS-Statistics Indonesia, National Socioeconomic Survey*

**Tabel**  
**Table** 4.2.3**Jumlah Tenaga Kesehatan Menurut Kabupaten/Kota di  
Provinsi Lampung, 2022**  
**Number of Medical Personnel by Regency/Municipality in  
Lampung Province, 2022**

| Kabupaten/Kota<br>Regency/Municipality | Tenaga<br>Medis <sup>1</sup><br>Medical<br>Worker <sup>1</sup> | Psikologi<br>Klinis<br>Clinical<br>Psychology | Tenaga<br>Keperawatan<br>Nursing<br>Worker | Tenaga<br>Kebidanan<br>Midwifery<br>Worker | Tenaga<br>Kefarmasian<br>Pharmaceutical<br>Worker |
|----------------------------------------|----------------------------------------------------------------|-----------------------------------------------|--------------------------------------------|--------------------------------------------|---------------------------------------------------|
| (1)                                    | (2)                                                            | (3)                                           | (4)                                        | (5)                                        | (6)                                               |
| Lampung Barat                          | 101                                                            | 1                                             | 427                                        | 562                                        | 52                                                |
| Tanggamus                              | 86                                                             | –                                             | 561                                        | 718                                        | 69                                                |
| Lampung Selatan                        | 244                                                            | –                                             | 907                                        | 990                                        | 152                                               |
| Lampung Timur                          | 203                                                            | 2                                             | 707                                        | 976                                        | 118                                               |
| Lampung Tengah                         | 330                                                            | –                                             | 1 380                                      | 1 286                                      | 215                                               |
| Lampung Utara                          | 175                                                            | –                                             | 894                                        | 998                                        | 138                                               |
| Way Kanan                              | 106                                                            | –                                             | 494                                        | 821                                        | 90                                                |
| Tulang Bawang                          | 146                                                            | –                                             | 565                                        | 602                                        | 72                                                |
| Pesawaran                              | 86                                                             | –                                             | 425                                        | 631                                        | 54                                                |
| Pringsewu                              | 165                                                            | –                                             | 851                                        | 608                                        | 149                                               |
| Mesuji                                 | 89                                                             | –                                             | 225                                        | 389                                        | 39                                                |
| Tulang Bawang Barat                    | 82                                                             | –                                             | 315                                        | 533                                        | 56                                                |
| Pesisir Barat                          | 37                                                             | –                                             | 210                                        | 428                                        | 32                                                |
| Bandar Lampung                         | 1 081                                                          | 10                                            | 3 466                                      | 1 188                                      | 659                                               |
| Metro                                  | 272                                                            | –                                             | 1 220                                      | 404                                        | 211                                               |
| <b>Lampung</b>                         | <b>3 203</b>                                                   | <b>13</b>                                     | <b>12 647</b>                              | <b>11 134</b>                              | <b>2 106</b>                                      |

Lanjutan Tabel/*Continued Table 4.2.3*

| Kabupaten/Kota<br><i>Regency/Municipality</i> | Tenaga Kesehatan Masyarakat<br><i>Public Health worker</i> | Tenaga Kesehatan Lingkungan<br><i>Environmental Health Worker</i> | Tenaga Gizi<br><i>Nutritionist</i> | Tenaga Keterampilan Fisik<br><i>Physical Therapists</i> |
|-----------------------------------------------|------------------------------------------------------------|-------------------------------------------------------------------|------------------------------------|---------------------------------------------------------|
| (1)                                           | (7)                                                        | (8)                                                               | (9)                                | (10)                                                    |
| Lampung Barat                                 | 46                                                         | 25                                                                | 24                                 | 3                                                       |
| Tanggamus                                     | 18                                                         | 36                                                                | 42                                 | 2                                                       |
| Lampung Selatan                               | 93                                                         | 63                                                                | 64                                 | 11                                                      |
| Lampung Timur                                 | 73                                                         | 57                                                                | 52                                 | 9                                                       |
| Lampung Tengah                                | 109                                                        | 70                                                                | 81                                 | 21                                                      |
| Lampung Utara                                 | 117                                                        | 70                                                                | 59                                 | 12                                                      |
| Way Kanan                                     | 76                                                         | 47                                                                | 42                                 | 3                                                       |
| Tulang Bawang                                 | 58                                                         | 49                                                                | 43                                 | 5                                                       |
| Pesawaran                                     | 63                                                         | 32                                                                | 26                                 | 2                                                       |
| Pringsewu                                     | 42                                                         | 33                                                                | 52                                 | 8                                                       |
| Mesuji                                        | 31                                                         | 22                                                                | 20                                 | 3                                                       |
| Tulang Bawang Barat                           | 48                                                         | 41                                                                | 44                                 | 1                                                       |
| Pesisir Barat                                 | 28                                                         | 25                                                                | 26                                 | 0                                                       |
| Bandar Lampung                                | 184                                                        | 122                                                               | 155                                | 71                                                      |
| Metro                                         | 29                                                         | 45                                                                | 59                                 | 21                                                      |
| <b>Lampung</b>                                | <b>1 015</b>                                               | <b>737</b>                                                        | <b>789</b>                         | <b>172</b>                                              |



Lanjutan Tabel/Continued Table 4.2.3

| <b>Kabupaten/Kota<br/>Regency/Municipality</b> | <b>Tenaga Ketenangan<br/>Medis<br/>Medical Technicians</b> | <b>Tenaga Teknik<br/>Biomedika<br/>Biomedical Engineer</b> | <b>Tenaga Kesehatan<br/>Tradisional<br/>Traditional Health<br/>Worker</b> |
|------------------------------------------------|------------------------------------------------------------|------------------------------------------------------------|---------------------------------------------------------------------------|
| (1)                                            | (11)                                                       | (12)                                                       | (13)                                                                      |
| Lampung Barat                                  | 35                                                         | 40                                                         | –                                                                         |
| Tanggamus                                      | 26                                                         | 49                                                         | –                                                                         |
| Lampung Selatan                                | 71                                                         | 135                                                        | –                                                                         |
| Lampung Timur                                  | 66                                                         | 108                                                        | –                                                                         |
| Lampung Tengah                                 | 90                                                         | 168                                                        | –                                                                         |
| Lampung Utara                                  | 69                                                         | 116                                                        | –                                                                         |
| Way Kanan                                      | 47                                                         | 54                                                         | –                                                                         |
| Tulang Bawang                                  | 34                                                         | 78                                                         | –                                                                         |
| Pesawaran                                      | 30                                                         | 54                                                         | –                                                                         |
| Pringsewu                                      | 59                                                         | 113                                                        | –                                                                         |
| Mesuji                                         | 19                                                         | 46                                                         | –                                                                         |
| Tulang Bawang Barat                            | 29                                                         | 46                                                         | –                                                                         |
| Pesisir Barat                                  | 20                                                         | 32                                                         | –                                                                         |
| Bandar Lampung                                 | 170                                                        | 531                                                        | 40                                                                        |
| Metro                                          | 67                                                         | 154                                                        | –                                                                         |
| <b>Lampung</b>                                 | <b>832</b>                                                 | <b>1 724</b>                                               | <b>40</b>                                                                 |

Catatan/Note: <sup>1</sup> Tenaga medis terdiri atas dokter, dokter gigi, dokter spesialis, dan dokter gigi spesialis baik di dalam maupun di luar negeri yang diakui oleh Pemerintah RI sesuai dengan peraturan perundang-undangan (UU No. 29 Tahun 2004 tentang Praktik Kedokteran)/Medical worker includes doctor, dentist, medical specialist, and dentist specialist at home and abroad recognized by Indonesian government in accordance with the laws and regulations (Law No. 29 year 2004 about Medical Practice)

Sumber/Source: Kementerian Kesehatan Republik Indonesia/The Ministry of Health of Republic of Indonesia

**Tabel**  
**Table** 4.2.4

**Persentase Pasangan Usia Subur (PUS) umur 15–49 Tahun yang Sedang Menggunakan Alat Keluarga Berencana (KB) atau Cara Tradisional untuk Menunda atau Mencegah Kehamilan Menurut Kabupaten/Kota di Provinsi Lampung/Kota, 2018–2022**  
*Percentage of Married Women Aged 15–49 Years Who Currently Use Modern or Traditional Contraception to Closely Spaced or Prevent Unintended Pregnancies by Regency/ Municipality in Lampung Province, 2018–2022*

| Kabupaten/Kota<br>Regency/Municipality | 2018         | 2019         | 2020         | 2021         | 2022         |
|----------------------------------------|--------------|--------------|--------------|--------------|--------------|
| (1)                                    | (2)          | (3)          | (4)          | (5)          | (6)          |
| Lampung Barat                          | 62,46        | 70,48        | 71,02        | 75,36        | 76,12        |
| Tanggamus                              | 60,45        | 62,55        | 61,80        | 61,27        | 65,11        |
| Lampung Selatan                        | 61,55        | 61,59        | 55,42        | 63,50        | 63,37        |
| Lampung Timur                          | 64,38        | 63,28        | 58,08        | 60,35        | 63,30        |
| Lampung Tengah                         | 70,47        | 63,78        | 61,49        | 65,11        | 66,08        |
| Lampung Utara                          | 67,23        | 58,56        | 61,44        | 68,16        | 70,73        |
| Way Kanan                              | 70,50        | 70,75        | 63,41        | 67,91        | 67,02        |
| Tulang Bawang                          | 64,57        | 61,64        | 63,36        | 63,43        | 67,86        |
| Pesawaran                              | 63,02        | 61,67        | 59,16        | 56,97        | 60,81        |
| Pringsewu                              | 58,73        | 59,97        | 58,69        | 59,30        | 58,62        |
| Mesuji                                 | 65,50        | 71,62        | 72,51        | 64,95        | 66,34        |
| Tulang Bawang Barat                    | 67,31        | 66,06        | 65,49        | 67,95        | 66,88        |
| Pesisir Barat                          | 72,16        | 57,09        | 60,31        | 63,20        | 68,06        |
| Bandar Lampung                         | 52,44        | 50,33        | 51,06        | 43,67        | 50,87        |
| Metro                                  | 54,38        | 53,64        | 51,72        | 56,02        | 63,92        |
| <b>Lampung</b>                         | <b>63,66</b> | <b>61,65</b> | <b>59,70</b> | <b>61,45</b> | <b>63,91</b> |

Sumber/Source: BPS, Survei Sosial Ekonomi Nasional (Susenas)/BPS-Statistics Indonesia, National Socioeconomic Survey

**Tabel**  
**Table 4.2.5**

**Persentase Penduduk yang Mempunyai Keluhan Kesehatan Selama Sebulan Terakhir Menurut Kabupaten/ Kota di Provinsi Lampung, 2018–2022**  
*Percentage of People Who Had Health Complaint During a Month Prior to The Survey by Regency/Municipality in Lampung Province, 2018–2022*

| <b>Kabupaten/Kota<br/>Regency/Municipality</b> | <b>2018</b>  | <b>2019</b>  | <b>2020</b>  | <b>2021</b>  | <b>2022</b>  |
|------------------------------------------------|--------------|--------------|--------------|--------------|--------------|
| (1)                                            | (2)          | (3)          | (4)          | (5)          | (6)          |
| Lampung Barat                                  | 36,89        | 32,79        | 28,74        | 27,75        | 41,91        |
| Tanggamus                                      | 29,69        | 33,61        | 26,06        | 30,52        | 25,93        |
| Lampung Selatan                                | 28,87        | 30,13        | 24,28        | 30,97        | 30,26        |
| Lampung Timur                                  | 29,69        | 49,83        | 33,58        | 30,51        | 37,89        |
| Lampung Tengah                                 | 34,31        | 42,56        | 39,41        | 36,51        | 38,19        |
| Lampung Utara                                  | 26,42        | 32,33        | 39,43        | 24,59        | 20,63        |
| Way Kanan                                      | 34,80        | 31,26        | 37,91        | 30,92        | 38,36        |
| Tulang Bawang                                  | 30,10        | 29,43        | 28,78        | 19,93        | 37,35        |
| Pesawaran                                      | 26,11        | 29,76        | 27,09        | 23,78        | 33,79        |
| Pringsewu                                      | 30,65        | 30,10        | 32,98        | 26,95        | 37,80        |
| Mesuji                                         | 39,91        | 28,47        | 22,50        | 21,13        | 46,97        |
| Tulang Bawang Barat                            | 34,34        | 39,23        | 33,03        | 25,70        | 36,60        |
| Pesisir Barat                                  | 20,14        | 25,66        | 20,44        | 22,25        | 27,51        |
| Bandar Lampung                                 | 30,04        | 30,28        | 27,14        | 25,13        | 19,82        |
| Metro                                          | 26,19        | 38,78        | 33,82        | 18,69        | 37,01        |
| <b>Lampung</b>                                 | <b>30,66</b> | <b>35,32</b> | <b>31,35</b> | <b>28,44</b> | <b>32,52</b> |

Sumber/Source: BPS, Survei Sosial Ekonomi Nasional (Susenas)/BPS-Statistics Indonesia, National Socioeconomic Survey

**Tabel**  
**Table 4.2.6****Jumlah Kasus Penyakit Menurut Kabupaten/Kota dan Jenis Penyakit di Provinsi Lampung, 2022<sup>1</sup>**  
**Number of Disease Cases by Regency/Municipality and Type of Disease in Lampung Province, 2022<sup>1</sup>**

| Kabupaten/Kota<br>Regency/Municipality | Angka Penemuan TBC<br>TBC Case Detection Rate | Angka Keberhasilan<br>Pengobatan TBC<br>TBC Success Rate | Jumlah Kasus Baru<br>AIDS<br>Number of New Cases<br>of AIDS <sup>1</sup> |
|----------------------------------------|-----------------------------------------------|----------------------------------------------------------|--------------------------------------------------------------------------|
| (1)                                    | (2)                                           | (3)                                                      | (4)                                                                      |
| Lampung Barat                          | 38                                            | 97,72                                                    | 1                                                                        |
| Tanggamus                              | 38                                            | 92,93                                                    | 20                                                                       |
| Lampung Selatan                        | 54                                            | 96,49                                                    | 28                                                                       |
| Lampung Timur                          | 38                                            | 98,22                                                    | 29                                                                       |
| Lampung Tengah                         | 66                                            | 96,87                                                    | 25                                                                       |
| Lampung Utara                          | 40                                            | 96,09                                                    | 55                                                                       |
| Way Kanan                              | 38                                            | 95,42                                                    | 4                                                                        |
| Tulang Bawang                          | 41                                            | 94,67                                                    | 18                                                                       |
| Pesawaran                              | 42                                            | 95,09                                                    | 3                                                                        |
| Pringsewu                              | 79                                            | 91,94                                                    | 112                                                                      |
| Mesuji                                 | 43                                            | 94,55                                                    | 4                                                                        |
| Tulang Bawang Barat                    | 43                                            | 97,98                                                    | 14                                                                       |
| Pesisir Barat                          | 40                                            | 88,24                                                    | 7                                                                        |
| Bandar Lampung                         | 75                                            | 96,42                                                    | 297                                                                      |
| Metro                                  | 65                                            | 96,64                                                    | 111                                                                      |
| <b>Lampung</b>                         | <b>53</b>                                     | <b>96,02</b>                                             | <b>728</b>                                                               |

Lanjutan Tabel/*Continued Table 4.2.6*

| Kabupaten/Kota<br><i>Regency/Municipality</i> | Penemuan Kasus Baru<br>Kusta per 100 000<br>Penduduk<br><i>New Case Detection Rate<br/>per 100 000 Population</i> | Angka Kesakitan<br>Malaria per 1 000<br>Penduduk<br><i>Annual Parasite<br/>Incidence per 1 000<br/>Population</i> | Angka Kesakitan<br>DBD per 100 000<br>Penduduk<br><i>DHF Incidence Rate per<br/>100 000 Population</i> |
|-----------------------------------------------|-------------------------------------------------------------------------------------------------------------------|-------------------------------------------------------------------------------------------------------------------|--------------------------------------------------------------------------------------------------------|
| (1)                                           | (5)                                                                                                               | (6)                                                                                                               | (7)                                                                                                    |
| Lampung Barat                                 | 0,56                                                                                                              | –                                                                                                                 | 12,04                                                                                                  |
| Tanggamus                                     | 0,22                                                                                                              | –                                                                                                                 | 34,44                                                                                                  |
| Lampung Selatan                               | 0,12                                                                                                              | –                                                                                                                 | 24,27                                                                                                  |
| Lampung Timur                                 | 0,12                                                                                                              | 0,01                                                                                                              | 30,31                                                                                                  |
| Lampung Tengah                                | 0,22                                                                                                              | –                                                                                                                 | 32,13                                                                                                  |
| Lampung Utara                                 | 0,15                                                                                                              | –                                                                                                                 | 25,59                                                                                                  |
| Way Kanan                                     | 0,07                                                                                                              | –                                                                                                                 | 38,93                                                                                                  |
| Tulang Bawang                                 | 0,42                                                                                                              | –                                                                                                                 | 35,35                                                                                                  |
| Pesawaran                                     | 0,11                                                                                                              | 0,89                                                                                                              | 94,50                                                                                                  |
| Pringsewu                                     | 0,07                                                                                                              | 0,01                                                                                                              | 67,47                                                                                                  |
| Mesuji                                        | 0,25                                                                                                              | 0,01                                                                                                              | 55,14                                                                                                  |
| Tulang Bawang Barat                           | 0,15                                                                                                              | –                                                                                                                 | 130,87                                                                                                 |
| Pesisir Barat                                 | 0,06                                                                                                              | –                                                                                                                 | 76,48                                                                                                  |
| Bandar Lampung                                | 0,20                                                                                                              | 0,23                                                                                                              | 130,11                                                                                                 |
| Metro                                         | 0,12                                                                                                              | 0,08                                                                                                              | 50,50                                                                                                  |
| <b>Lampung</b>                                | <b>0,18</b>                                                                                                       | <b>0,09</b>                                                                                                       | <b>52,19</b>                                                                                           |

Catatan/*Note*: <sup>1</sup>Update Data Januari 2023/*Data Update January 2023*

Sumber/*Source*: Dinas Kesehatan Provinsi Lampung/*Health Regional Office of Lampung Province*

**Tabel**  
**Table** 4.2.7

**Jumlah Rumah Sakit Umum, Rumah Sakit Khusus,  
dan Puskesmas Menurut Kabupaten/Kota di Provinsi  
Lampung, 2021 dan 2022**  
*Number of General Hospital, Special Hospital, and Public  
Health Center, by Regency/Municipality in Lampung  
Province, 2021 and 2022*

| Kabupaten/Kota<br>Regency/Municipality | Rumah Sakit Umum<br>General Hospital |           | Rumah Sakit Khusus<br>Special Hospital |           |
|----------------------------------------|--------------------------------------|-----------|----------------------------------------|-----------|
|                                        | 2021                                 | 2022      | 2021                                   | 2021      |
| (1)                                    | (2)                                  | (3)       | (4)                                    | (5)       |
| Lampung Barat                          | 1                                    | 1         | 1                                      | 1         |
| Tanggamus                              | 2                                    | 2         | –                                      | –         |
| Lampung Selatan                        | 4                                    | 5         | 2                                      | 1         |
| Lampung Timur                          | 3                                    | 3         | 2                                      | 2         |
| Lampung Tengah                         | 7                                    | 8         | 2                                      | 2         |
| Lampung Utara                          | 6                                    | 6         | –                                      | –         |
| Way Kanan                              | 2                                    | 3         | –                                      | –         |
| Tulang Bawang                          | 4                                    | 4         | –                                      | –         |
| Pesawaran                              | 2                                    | 2         | 1                                      | 1         |
| Pringsewu                              | 4                                    | 4         | 4                                      | 4         |
| Mesuji                                 | 2                                    | 2         | –                                      | –         |
| Tulang Bawang Barat                    | 2                                    | 2         | –                                      | –         |
| Pesisir Barat                          | 1                                    | 1         | –                                      | –         |
| Bandar Lampung                         | 12                                   | 12        | 8                                      | 8         |
| Metro                                  | 7                                    | 7         | 2                                      | 2         |
| <b>Lampung</b>                         | <b>59</b>                            | <b>62</b> | <b>22</b>                              | <b>21</b> |

Lanjutan Tabel/Continued Table 4.2.7

| Kabupaten/Kota<br>Regency/Municipality | Puskesmas <sup>1</sup> Rawat Inap<br>Public Health Center <sup>1</sup><br>with Inpatient Care |            | Puskesmas <sup>1</sup><br>Non Rawat Inap<br>Public Health Center <sup>1</sup><br>without Inpatient Care |            |
|----------------------------------------|-----------------------------------------------------------------------------------------------|------------|---------------------------------------------------------------------------------------------------------|------------|
|                                        | 2021                                                                                          | 2022       | 2021                                                                                                    | 2022       |
| (1)                                    | (6)                                                                                           | (7)        | (8)                                                                                                     | (9)        |
| Lampung Barat                          | 12                                                                                            | 15         | 3                                                                                                       | -          |
| Tanggamus                              | 17                                                                                            | 17         | 7                                                                                                       | 7          |
| Lampung Selatan                        | 13                                                                                            | 15         | 14                                                                                                      | 13         |
| Lampung Timur                          | 15                                                                                            | 15         | 19                                                                                                      | 19         |
| Lampung Tengah                         | 10                                                                                            | 10         | 29                                                                                                      | 29         |
| Lampung Utara                          | 8                                                                                             | 8          | 19                                                                                                      | 19         |
| Way Kanan                              | 15                                                                                            | 15         | 5                                                                                                       | 5          |
| Tulang Bawang                          | 7                                                                                             | 7          | 13                                                                                                      | 13         |
| Pesawaran                              | 8                                                                                             | 9          | 6                                                                                                       | 6          |
| Pringsewu                              | 11                                                                                            | 9          | 2                                                                                                       | 4          |
| Mesuji                                 | 7                                                                                             | 8          | 6                                                                                                       | 6          |
| Tulang Bawang Barat                    | 9                                                                                             | 9          | 7                                                                                                       | 7          |
| Pesisir Barat                          | 6                                                                                             | 6          | 5                                                                                                       | 5          |
| Bandar Lampung                         | 13                                                                                            | 13         | 18                                                                                                      | 18         |
| Metro                                  | 1                                                                                             | 1          | 10                                                                                                      | 10         |
| <b>Lampung</b>                         | <b>152</b>                                                                                    | <b>157</b> | <b>163</b>                                                                                              | <b>161</b> |

Catatan/Note: <sup>1</sup> Puskesmas yang teregistrasi/Registered Public Health Center

Sumber/Source: Dinas Kesehatan Provinsi Lampung/ Health Regional Office of Lampung Province

**Tabel**  
**Table** 4.2.8

**Persentase Penduduk yang Mempunyai Keluhan Kesehatan dan Berobat Jalan Selama Sebulan Terakhir Menurut Kabupaten/Kota di Provinsi Lampung, 2018–2022**  
***Percentage of People Who Had Health Complaint and Had Outpatient During a Month Prior to the Survey by Regency/ Municipality in Lampung Province, 2018–2022***

| <b>Kabupaten/Kota<br/>Regency/Municipality</b> | <b>2018</b>  | <b>2019</b>  | <b>2020</b>  | <b>2021</b>  | <b>2022</b>  |
|------------------------------------------------|--------------|--------------|--------------|--------------|--------------|
| (1)                                            | (2)          | (3)          | (4)          | (5)          | (6)          |
| Lampung Barat                                  | 29,22        | 48,64        | 42,21        | 33,13        | 27,71        |
| Tanggamas                                      | 51,55        | 52,12        | 45,65        | 45,36        | 61,59        |
| Lampung Selatan                                | 45,25        | 50,08        | 49,74        | 46,97        | 32,68        |
| Lampung Timur                                  | 43,97        | 39,88        | 46,03        | 29,35        | 19,00        |
| Lampung Tengah                                 | 44,81        | 51,51        | 45,61        | 41,80        | 37,44        |
| Lampung Utara                                  | 43,40        | 44,52        | 40,87        | 40,04        | 38,98        |
| Way Kanan                                      | 45,15        | 42,02        | 33,49        | 32,10        | 30,97        |
| Tulang Bawang                                  | 43,80        | 37,55        | 44,89        | 41,13        | 53,56        |
| Pesawaran                                      | 64,93        | 53,88        | 44,89        | 51,23        | 49,10        |
| Pringsewu                                      | 47,07        | 47,85        | 42,33        | 40,94        | 60,05        |
| Mesuji                                         | 41,27        | 50,05        | 44,39        | 35,19        | 53,81        |
| Tulang Bawang Barat                            | 49,39        | 43,96        | 42,45        | 33,13        | 74,18        |
| Pesisir Barat                                  | 56,74        | 26,43        | 31,22        | 43,87        | 100,00       |
| Bandar Lampung                                 | 44,86        | 53,37        | 41,43        | 41,54        | 33,72        |
| Metro                                          | 52,25        | 55,25        | 55,60        | 43,77        | 91,99        |
| <b>Lampung</b>                                 | <b>45,77</b> | <b>47,35</b> | <b>43,95</b> | <b>40,13</b> | <b>41,52</b> |

Sumber/Source: BPS, Survei Sosial Ekonomi Nasional (Susenas)/BPS-Statistics Indonesia, National Socioeconomic Survey



**Tabel**  
**Table** 4.2.9

**Distribusi Persentase Penduduk yang Mempunyai Keluhan Kesehatan Selama Sebulan Terakhir dan Tidak Berobat Jalan Menurut Kabupaten/Kota dan Alasan Utama Tidak Berobat Jalan di Provinsi Lampung, 2022**  
*Percentage Distribution of People Who Had Health Complaint During a Month Prior to the Survey and Had Not Outpatient by Province and Main Reason for not Outpatient in Lampung Province, 2022*

| Kabupaten/Kota<br><i>Regency/Municipality</i> | Tidak punya biaya berobat<br><i>No money for outpatient</i> | Tidak ada biaya transportasi<br><i>No money for transportation</i> | Tidak ada sarana transportasi<br><i>No transportation utilities</i> |
|-----------------------------------------------|-------------------------------------------------------------|--------------------------------------------------------------------|---------------------------------------------------------------------|
| (1)                                           | (2)                                                         | (3)                                                                | (4)                                                                 |
| Lampung Barat                                 | 0,26                                                        | –                                                                  | –                                                                   |
| Tanggamus                                     | –                                                           | –                                                                  | –                                                                   |
| Lampung Selatan                               | –                                                           | 0,40                                                               | 0,42                                                                |
| Lampung Timur                                 | 0,64                                                        | 0,16                                                               | –                                                                   |
| Lampung Tengah                                | 1,99                                                        | 0,26                                                               | –                                                                   |
| Lampung Utara                                 | –                                                           | –                                                                  | –                                                                   |
| Way Kanan                                     | –                                                           | –                                                                  | –                                                                   |
| Tulang Bawang                                 | 3,46                                                        | –                                                                  | –                                                                   |
| Pesawaran                                     | 2,42                                                        | 3,60                                                               | –                                                                   |
| Pringsewu                                     | –                                                           | –                                                                  | –                                                                   |
| Mesuji                                        | 7,69                                                        | –                                                                  | –                                                                   |
| Tulang Bawang Barat                           | –                                                           | –                                                                  | –                                                                   |
| Pesisir Barat                                 | –                                                           | –                                                                  | –                                                                   |
| Bandar Lampung                                | –                                                           | –                                                                  | –                                                                   |
| Metro                                         | –                                                           | –                                                                  | –                                                                   |
| <b>Lampung</b>                                | <b>0,96</b>                                                 | <b>0,23</b>                                                        | <b>0,06</b>                                                         |

Lanjutan Tabel/Continued Table 4.2.9

| Kabupaten/Kota<br><i>Regency/Municipality</i> | Waktu tunggu<br>pelayanan lama<br><i>Long lay time for<br/>health services</i> | Mengobati sendiri<br><i>Self treatment</i> | Tidak ada yang<br>mendampingi<br><i>No accompanying</i> |
|-----------------------------------------------|--------------------------------------------------------------------------------|--------------------------------------------|---------------------------------------------------------|
| (1)                                           | (5)                                                                            | (6)                                        | (7)                                                     |
| Lampung Barat                                 | –                                                                              | 87,40                                      | 0,70                                                    |
| Tanggamus                                     | –                                                                              | 78,23                                      | –                                                       |
| Lampung Selatan                               | –                                                                              | 71,18                                      | –                                                       |
| Lampung Timur                                 | 0,35                                                                           | 81,96                                      | 0,20                                                    |
| Lampung Tengah                                | –                                                                              | 81,59                                      | –                                                       |
| Lampung Utara                                 | –                                                                              | 88,23                                      | –                                                       |
| Way Kanan                                     | –                                                                              | 63,42                                      | –                                                       |
| Tulang Bawang                                 | –                                                                              | 75,44                                      | –                                                       |
| Pesawaran                                     | –                                                                              | 53,67                                      | 0,42                                                    |
| Pringsewu                                     | –                                                                              | 71,97                                      | –                                                       |
| Mesuji                                        | –                                                                              | 55,56                                      | –                                                       |
| Tulang Bawang Barat                           | –                                                                              | 80,66                                      | –                                                       |
| Pesisir Barat                                 | –                                                                              | –                                          | –                                                       |
| Bandar Lampung                                | –                                                                              | 79,04                                      | –                                                       |
| Metro                                         | –                                                                              | 100,00                                     | –                                                       |
| <b>Lampung</b>                                | <b>0,08</b>                                                                    | <b>77,37</b>                               | <b>0,10</b>                                             |

Lanjutan Tabel/Continued Table 4.2.9

| Kabupaten/Kota<br>Regency/Municipality | Merasa<br>tidak perlu<br>Not<br>necessary | Khawatir<br>Terpapar<br>COVID-19<br>Worried of<br>Being Exposed<br>to COVID-19 | Lainnya<br>Others | Jumlah<br>Total |
|----------------------------------------|-------------------------------------------|--------------------------------------------------------------------------------|-------------------|-----------------|
| (1)                                    | (8)                                       | (9)                                                                            | (10)              | (11)            |
| Lampung Barat                          | 8,23                                      | 3,19                                                                           | 0,22              | 100,00          |
| Tanggamus                              | 19,81                                     | 1,95                                                                           | 0,00              | 100,00          |
| Lampung Selatan                        | 17,74                                     | 10,10                                                                          | 0,16              | 100,00          |
| Lampung Timur                          | 14,03                                     | 2,67                                                                           | –                 | 100,00          |
| Lampung Tengah                         | 14,40                                     | 0,39                                                                           | 1,38              | 100,00          |
| Lampung Utara                          | 11,24                                     | –                                                                              | 0,52              | 100,00          |
| Way Kanan                              | 21,56                                     | 5,54                                                                           | 9,48              | 100,00          |
| Tulang Bawang                          | 14,46                                     | 5,95                                                                           | 0,68              | 100,00          |
| Pesawaran                              | 36,85                                     | 3,04                                                                           | –                 | 100,00          |
| Pringsewu                              | 20,11                                     | 7,01                                                                           | 0,91              | 100,00          |
| Mesuji                                 | 36,75                                     | –                                                                              | –                 | 100,00          |
| Tulang Bawang Barat                    | 13,91                                     | 5,43                                                                           | –                 | 100,00          |
| Pesisir Barat                          | –                                         | –                                                                              | –                 | 100,00          |
| Bandar Lampung                         | 11,02                                     | 6,22                                                                           | 3,72              | 100,00          |
| Metro                                  | –                                         | –                                                                              | –                 | 100,00          |
| <b>Lampung</b>                         | <b>15,79</b>                              | <b>4,04</b>                                                                    | <b>1,37</b>       | <b>100,00</b>   |

**Tabel**  
**Table** 4.2.10

**Persentase Penduduk Usia 15 Tahun Ke Atas yang Merokok<sup>1</sup> dalam Sebulan Terakhir Menurut Kabupaten/Kota dan Kelompok Umur di Provinsi Lampung, 2022**  
**Percentage of People Aged 15 Years and Above Who are Smoking<sup>1</sup> During a Month Prior to The Survey by Regency/ Municipality and Age Group in Lampung Province, 2022**

| Kabupaten/Kota<br>Regency/Municipality | 15-24        | 25-34        | 35-44        | 45-54        | 55-64        | 65+          |
|----------------------------------------|--------------|--------------|--------------|--------------|--------------|--------------|
| (1)                                    | (2)          | (3)          | (4)          | (5)          | (6)          | (7)          |
| Lampung Barat                          | 24,97        | 39,44        | 41,82        | 46,58        | 41,46        | 43,03        |
| Tanggamus                              | 25,77        | 40,53        | 43,65        | 39,93        | 39,76        | 32,66        |
| Lampung Selatan                        | 21,99        | 41,77        | 39,48        | 36,22        | 35,07        | 31,10        |
| Lampung Timur                          | 18,94        | 34,31        | 36,71        | 42,81        | 31,75        | 23,34        |
| Lampung Tengah                         | 25,68        | 36,00        | 35,82        | 36,19        | 38,74        | 29,38        |
| Lampung Utara                          | 20,20        | 38,23        | 37,46        | 36,86        | 34,86        | 22,54        |
| Way Kanan                              | 22,81        | 48,07        | 41,63        | 37,00        | 36,12        | 29,31        |
| Tulang Bawang                          | 21,72        | 38,94        | 35,70        | 39,76        | 39,37        | 34,40        |
| Pesawaran                              | 25,14        | 39,22        | 44,95        | 40,42        | 40,31        | 33,53        |
| Pringsewu                              | 21,82        | 36,63        | 40,02        | 34,38        | 35,49        | 33,71        |
| Mesuji                                 | 29,36        | 38,32        | 41,07        | 38,37        | 32,79        | 31,23        |
| Tulang Bawang Barat                    | 23,51        | 38,61        | 39,46        | 39,02        | 27,43        | 30,72        |
| Pesisir Barat                          | 23,64        | 36,77        | 46,04        | 40,26        | 33,41        | 21,02        |
| Bandar Lampung                         | 17,17        | 37,30        | 39,06        | 32,76        | 32,36        | 19,31        |
| Metro                                  | 9,49         | 33,07        | 34,86        | 35,77        | 30,45        | 19,30        |
| <b>Lampung</b>                         | <b>21,87</b> | <b>38,39</b> | <b>39,07</b> | <b>37,81</b> | <b>35,57</b> | <b>27,86</b> |

Catatan/Note: <sup>1</sup>Merokok Tembakau/*Tobacco Smoking*

Sumber/Source: BPS, Survei Sosial Ekonomi Nasional (Susenas)/BPS-Statistics Indonesia, National Socioeconomic Survey

**Tabel**  
**Table** 4.2.11**Persentase Penduduk Menurut Kabupaten/Kota dan Jenis  
Jaminan Kesehatan yang Dimiliki di Provinsi Lampung,  
2021 dan 2022*****Percentage of Population Who Have Health Insurance by  
Regency/Municipality and Types of Health Insurance in  
Lampung Province, 2021 dan 2022***

| Kabupaten/Kota<br>Regency/Municipality | BPJS Kesehatan<br>Penerima Bantuan Iuran (PBI)<br>BPJS Health Insurance for poor<br>and near poor |              | BPJS Kesehatan Non-Penerima<br>Bantuan Iuran (Non-PBI)<br>Non-PBI BPJS Health |              |
|----------------------------------------|---------------------------------------------------------------------------------------------------|--------------|-------------------------------------------------------------------------------|--------------|
|                                        | 2021                                                                                              | 2022         | 2021                                                                          | 2022         |
| (1)                                    | (2)                                                                                               | (3)          | (4)                                                                           | (5)          |
| Lampung Barat                          | 40,62                                                                                             | 33,50        | 12,90                                                                         | 13,67        |
| Tanggamus                              | 56,52                                                                                             | 55,03        | 6,21                                                                          | 6,59         |
| Lampung Selatan                        | 48,88                                                                                             | 43,61        | 15,81                                                                         | 17,70        |
| Lampung Timur                          | 51,10                                                                                             | 39,53        | 13,49                                                                         | 13,08        |
| Lampung Tengah                         | 49,45                                                                                             | 31,77        | 17,67                                                                         | 17,23        |
| Lampung Utara                          | 53,08                                                                                             | 51,52        | 12,00                                                                         | 10,02        |
| Way Kanan                              | 48,93                                                                                             | 45,17        | 12,73                                                                         | 13,11        |
| Tulang Bawang                          | 31,96                                                                                             | 26,33        | 10,77                                                                         | 15,63        |
| Pesawaran                              | 51,80                                                                                             | 46,15        | 9,34                                                                          | 11,25        |
| Pringsewu                              | 32,04                                                                                             | 33,98        | 15,77                                                                         | 15,90        |
| Mesuji                                 | 36,66                                                                                             | 37,54        | 9,24                                                                          | 9,52         |
| Tulang Bawang Barat                    | 22,53                                                                                             | 18,97        | 11,48                                                                         | 16,40        |
| Pesisir Barat                          | 54,67                                                                                             | 53,95        | 11,00                                                                         | 12,26        |
| Bandar Lampung                         | 34,76                                                                                             | 35,35        | 32,93                                                                         | 29,17        |
| Metro                                  | 33,85                                                                                             | 48,00        | 43,41                                                                         | 37,90        |
| <b>Lampung</b>                         | <b>45,13</b>                                                                                      | <b>39,46</b> | <b>16,30</b>                                                                  | <b>16,33</b> |

Lanjutan Tabel/*Continued Table* 4.2.11

| Kabupaten/Kota<br><i>Regency/Municipality</i> | Jamkesda<br><i>Regional Health Insurance</i> |              | Asuransi Swasta<br><i>Private Insurance</i> |             | Perusahaan/Kantor<br><i>Company/Office</i> |             |
|-----------------------------------------------|----------------------------------------------|--------------|---------------------------------------------|-------------|--------------------------------------------|-------------|
|                                               | 2021                                         | 2022         | 2021                                        | 2022        | 2021                                       | 2022        |
| (1)                                           | (6)                                          | (7)          | (8)                                         | (9)         | (10)                                       | (11)        |
| Lampung Barat                                 | 0,12                                         | 0,09         | 0,05                                        | 0,00        | 0,53                                       | 0,59        |
| Tanggamus                                     | 55,74                                        | 49,88        | 0,14                                        | 0,14        | 0,23                                       | 1,06        |
| Lampung Selatan                               | 20,87                                        | 27,25        | 0,23                                        | 1,02        | 2,87                                       | 0,64        |
| Lampung Timur                                 | 0,41                                         | 0,45         | 0,50                                        | 0,52        | 0,58                                       | 1,85        |
| Lampung Tengah                                | 0,63                                         | 0,50         | 0,29                                        | 0,06        | 0,49                                       | 1,17        |
| Lampung Utara                                 | 0,36                                         | 0,10         | –                                           | –           | 0,98                                       | 1,01        |
| Way Kanan                                     | 0,24                                         | 0,12         | –                                           | –           | 0,47                                       | 1,77        |
| Tulang Bawang                                 | 0,31                                         | 0,93         | 0,08                                        | –           | 3,14                                       | 2,27        |
| Pesawaran                                     | 1,19                                         | 0,03         | 0,98                                        | 0,19        | 0,33                                       | 1,05        |
| Pringsewu                                     | 0,32                                         | 0,44         | 0,27                                        | 0,44        | 0,22                                       | 1,13        |
| Mesuji                                        | 0,00                                         | 0,26         | –                                           | –           | 0,44                                       | 0,54        |
| Tulang Bawang Barat                           | 0,25                                         | 0,08         | 0,21                                        | –           | 0,52                                       | 0,75        |
| Pesisir Barat                                 | 0,59                                         | 0,04         | –                                           | –           | –                                          | –           |
| Bandar Lampung                                | 27,37                                        | 28,97        | 1,47                                        | 1,14        | 4,49                                       | 3,52        |
| Metro                                         | 45,38                                        | 48,28        | 0,39                                        | 0,42        | 2,20                                       | 1,25        |
| <b>Lampung</b>                                | <b>11,11</b>                                 | <b>11,68</b> | <b>0,41</b>                                 | <b>0,39</b> | <b>1,45</b>                                | <b>1,48</b> |

Sumber/*Source*: BPS, Survei Sosial Ekonomi Nasional (Susenas)/*BPS-Statistics Indonesia, National Socioeconomic Survey*

**Tabel**  
**Table** 4.2.12**Jumlah Dokter Spesialis, Dokter Umum, dan Dokter Gigi Menurut Sarana Pelayanan Kesehatan di Provinsi Lampung, 2022**  
**Number of Medical Specialist, General Practitioners, and Dentists by Health Facilities in Lampung Province, 2022**

| Sarana Pelayanan Kesehatan<br><i>Health Facilities</i> | Dokter Spesialis<br><i>Medical Specialist</i> | Dokter Umum<br><i>General Practitioners</i> | Dokter Gigi<br><i>Dentists</i> |
|--------------------------------------------------------|-----------------------------------------------|---------------------------------------------|--------------------------------|
| (1)                                                    | (2)                                           | (3)                                         | (4)                            |
| Puskesmas/ <i>Public Health Center</i>                 | –                                             | 952                                         | 164                            |
| Rumah Sakit/ <i>Hospital</i>                           | 1 256                                         | 1 002                                       | 82                             |
| <b>Nama Provinsi</b>                                   | <b>1 256</b>                                  | <b>1 954</b>                                | <b>246</b>                     |

Sumber/*Source*: Dinas Kesehatan Provinsi Lampung/*Health Regional Office of Lampung Province*

**Tabel**  
**Table** 4.2.13**Jumlah Ibu Hamil, Melakukan Kunjungan K1, Melakukan Kunjungan K4, Kurang Energi Kronis (KEK), dan Mendapat Tablet Zat Besi (Fe) di Provinsi Lampung, 2017–2022**  
**Number of Pregnant Women, Conducting K1 Visits, Conducting K4 Visits, Chronic Energy Lack, and Getting Iron Tablets (Fe) in Lampung Province, 2017–2022**

| Tahun<br>Year | Jumlah Ibu Hamil<br>Number of Pregnant Women | Melakukan Kunjungan K1<br>Conducting K1 Visits | Melakukan Kunjungan K4<br>Conducting K4 Visits | Kurang Energi Kronis (KEK)<br>Chronic Energy Lack | Mendapat Zat Besi (Fe)<br>Getting Iron Tablets (Fe) |
|---------------|----------------------------------------------|------------------------------------------------|------------------------------------------------|---------------------------------------------------|-----------------------------------------------------|
| (1)           | (2)                                          | (3)                                            | (4)                                            | (5)                                               | (6)                                                 |
| 2017          | 170 921                                      | 169 087                                        | 159 566                                        | –                                                 | 143 723                                             |
| 2018          | 168 098                                      | 163 075                                        | 154 447                                        | 13 800                                            | 151 168                                             |
| 2019          | 165 269                                      | 161 804                                        | 153 639                                        | 5 814                                             | 149 179                                             |
| 2020          | 162 663                                      | 132 071                                        | 145 072                                        | 17 033                                            | 151 391                                             |
| 2021          | 160 562                                      | 154 184                                        | 148 016                                        | 6 675                                             | 83 799                                              |
| 2022          | 158 345                                      | 149 505                                        | 150 026                                        | 5 038                                             | 75 156                                              |

Sumber/Source: Dinas Kesehatan Provinsi Lampung/ Health Regional Office of Lampung Province



**Tabel 4.2.14** Jumlah Remaja Usia 15-24 Tahun yang Mendapat Penyuluhan Tentang Kesehatan Reproduksi (Kespro), HIV/AIDS, dan Keluarga Berencana (KB) menurut Kabupaten/Kota (kali) di Provinsi Lampung, 2022  
*Number of Adolescents Aged 15-24 Years Who Received Counseling on Reproductive Health, HIV/AIDS, and Family Planning by Regency/Municipality (times) in Lampung Province, 2022*

| Kabupaten/Kota<br>Regency/Municipality | Penyuluhan Kespro<br>Reproductive Health<br>Counseling | Penyuluhan HIV/<br>AIDS<br>HIV/AIDS Counseling | Penyuluhan KB<br>Family Planning<br>Counseling |
|----------------------------------------|--------------------------------------------------------|------------------------------------------------|------------------------------------------------|
| (1)                                    | (2)                                                    | (3)                                            | (4)                                            |
| Lampung Barat                          | 6 361                                                  | 2 565                                          | 2 565                                          |
| Tanggamus                              | 997                                                    | 932                                            | 932                                            |
| Lampung Selatan                        | 1 160                                                  | 832                                            | 832                                            |
| Lampung Timur                          | 4 676                                                  | 3 454                                          | 3 454                                          |
| Lampung Tengah                         | 2 196                                                  | 2 196                                          | 2 196                                          |
| Lampung Utara                          | 300                                                    | 300                                            | 300                                            |
| Way Kanan                              | 680                                                    | 680                                            | 680                                            |
| Tulang Bawang                          | 700                                                    | 700                                            | 700                                            |
| Pesawaran                              | 540                                                    | 360                                            | 360                                            |
| Pringsewu                              | 3 105                                                  | 1 513                                          | 1 513                                          |
| Mesuji                                 | 376                                                    | 214                                            | 214                                            |
| Tulang Bawang Barat                    | 132                                                    | 99                                             | 99                                             |
| Pesisir Barat                          | 231                                                    | 231                                            | 231                                            |
| Bandar Lampung                         | 8 273                                                  | 5 762                                          | 5 762                                          |
| Metro                                  | 480                                                    | 480                                            | 480                                            |
| <b>Lampung</b>                         | <b>30 207</b>                                          | <b>20 318</b>                                  | <b>20 318</b>                                  |

Sumber/Source: Badan Kependudukan dan Keluarga Berencana Nasional (BKKBN) Provinsi Lampung/ *The Lampung Province National Population and Family Planning Agency*

**Tabel**  
**Table** 4.2.15**Jumlah Klinik Keluarga Berencana (KKB) dan Pos Pelayanan Keluarga Berencana Desa (PPKBD) menurut Kabupaten/Kota di Provinsi Lampung, 2022**  
**Number of Family Planning Clinics (KKB) and Village Family Planning Assistent Builder (PPKBD) by Regency/ Municipality in Lampung Province, 2022**

| Kabupaten/Kota<br>Regency/Municipality | KKB<br>Family Planning Clinics | PPKBD<br>Village Family Planning<br>Assistent Builder |
|----------------------------------------|--------------------------------|-------------------------------------------------------|
| (1)                                    | (2)                            | (3)                                                   |
| Lampung Barat                          | 52                             | 112                                                   |
| Tanggamus                              | 62                             | 312                                                   |
| Lampung Selatan                        | 109                            | 263                                                   |
| Lampung Timur                          | 203                            | 275                                                   |
| Lampung Tengah                         | 130                            | 315                                                   |
| Lampung Utara                          | 91                             | 217                                                   |
| Way Kanan                              | 24                             | 227                                                   |
| Tulang Bawang                          | 33                             | 147                                                   |
| Pesawaran                              | 192                            | 148                                                   |
| Pringsewu                              | 54                             | 133                                                   |
| Mesuji                                 | 14                             | 175                                                   |
| Tulang Bawang Barat                    | 21                             | 103                                                   |
| Pesisir Barat                          | 82                             | 119                                                   |
| Bandar Lampung                         | 129                            | 126                                                   |
| Metro                                  | 23                             | 22                                                    |
| <b>Lampung</b>                         | <b>1 219</b>                   | <b>2 694</b>                                          |

Sumber/Source: Badan Kependudukan dan Keluarga Berencana Nasional (BKKBN) Provinsi Lampung/ *The Lampung Province National Population and Family Planning Agency*

**Tabel**  
**Table** 4.2.16**Jumlah Pasangan Usia Subur dan Peserta KB Aktif menurut Kabupaten/Kota di Provinsi Lampung, 2022**  
**Number of Fertile Age Couples and Active Family Planning Participants by Regency/Municipality in Lampung Province, 2022**

| Kabupaten/Kota<br>Regency/Municipality | Jumlah PUS<br>Number of Fertile<br>Age Couples | Peserta KB Aktif/Active Family Planning Participant |               |              |               |
|----------------------------------------|------------------------------------------------|-----------------------------------------------------|---------------|--------------|---------------|
|                                        |                                                | IUD                                                 | MOW           | MOP          | Kondom        |
| (1)                                    | (2)                                            | (3)                                                 | (4)           | (5)          | (6)           |
| Lampung Barat                          | 46 403                                         | 383                                                 | 219           | 19           | 292           |
| Tanggamus                              | 95 168                                         | 2 092                                               | 650           | 85           | 900           |
| Lampung Selatan                        | 180 551                                        | 3 002                                               | 1 554         | 93           | 1 046         |
| Lampung Timur                          | 168 842                                        | 3 527                                               | 2 942         | 145          | 1 673         |
| Lampung Tengah                         | 180 863                                        | 5 705                                               | 2 012         | 175          | 1 383         |
| Lampung Utara                          | 93 936                                         | 979                                                 | 458           | 74           | 518           |
| Way Kanan                              | 76 660                                         | 550                                                 | 651           | 42           | 421           |
| Tulang Bawang                          | 65 152                                         | 617                                                 | 302           | 42           | 422           |
| Pesawaran                              | 73 516                                         | 1 243                                               | 718           | 58           | 576           |
| Pringsewu                              | 61 883                                         | 2 359                                               | 734           | 59           | 908           |
| Mesuji                                 | 34 191                                         | 242                                                 | 98            | 15           | 228           |
| Tulang Bawang Barat                    | 46 442                                         | 496                                                 | 231           | 23           | 245           |
| Pesisir Barat                          | 23 098                                         | 585                                                 | 160           | 14           | 107           |
| Bandar Lampung                         | 122 362                                        | 8 124                                               | 1 924         | 155          | 1 577         |
| Metro                                  | 22 827                                         | 1 879                                               | 860           | 27           | 542           |
| <b>Lampung</b>                         | <b>1 291 894</b>                               | <b>31 783</b>                                       | <b>13 513</b> | <b>1 026</b> | <b>10 838</b> |

Lanjutan Tabel/*Continued Table* 4.2.16

| Kabupaten/Kota<br>Regency/Municipality | Peserta KB Aktif/Active Family Planning Participant |                |                |                |
|----------------------------------------|-----------------------------------------------------|----------------|----------------|----------------|
|                                        | Implant                                             | Suntikan       | Pil            | Jumlah         |
| (1)                                    | (7)                                                 | (8)            | (9)            | (10)           |
| Lampung Barat                          | 7 044                                               | 20 853         | 4 299          | 33 109         |
| Tanggamus                              | 9 523                                               | 43 834         | 7 027          | 64 111         |
| Lampung Selatan                        | 17 955                                              | 86 492         | 16 731         | 126 873        |
| Lampung Timur                          | 14 245                                              | 67 561         | 17 609         | 107 702        |
| Lampung Tengah                         | 18 547                                              | 72 913         | 17 086         | 117 821        |
| Lampung Utara                          | 8 525                                               | 43 205         | 9 791          | 63 550         |
| Way Kanan                              | 7 472                                               | 35 849         | 7 656          | 52 641         |
| Tulang Bawang                          | 7 627                                               | 26 206         | 6 196          | 41 412         |
| Pesawaran                              | 7 200                                               | 34 728         | 4 812          | 49 335         |
| Pringsewu                              | 6 884                                               | 22 913         | 5 724          | 39 581         |
| Mesuji                                 | 3 750                                               | 14 500         | 2 831          | 21 664         |
| Tulang Bawang Barat                    | 4 672                                               | 22 056         | 4 969          | 32 692         |
| Pesisir Barat                          | 3 315                                               | 9 338          | 858            | 14 377         |
| Bandar Lampung                         | 8 038                                               | 39 498         | 8 899          | 68 215         |
| Metro                                  | 1 972                                               | 7 447          | 1 702          | 14 429         |
| <b>Lampung</b>                         | <b>126 769</b>                                      | <b>547 393</b> | <b>116 190</b> | <b>847 512</b> |

Sumber/*Source*: Badan Kependudukan dan Keluarga Berencana Nasional (BKKBN) Provinsi Lampung/ *The Lampung Province National Population and Family Planning Agency*

**Tabel**  
**Table** 4.2.18**Jumlah Bayi Lahir, Bayi Berat Badan Lahir Rendah (BBLR), dan Bergizi Kurang menurut Kabupaten/Kota di Provinsi Lampung, 2022**  
**Number of Births, Babies with Low Birth Weights (LBW), and Malnutrition by Regency/Municipality in Lampung Province, 2022**

| Kabupaten/Kota<br>Regency/Municipality | Bayi Lahir<br>Births | Berat Bayi Lahir Rendah (BBLR)<br>< 2500<br>Weight of Low Birth Babies (WLBB)<br>BBLR |              | Gizi Buruk<br>Malnutrition |
|----------------------------------------|----------------------|---------------------------------------------------------------------------------------|--------------|----------------------------|
|                                        |                      | Jumlah                                                                                | Ditangani    |                            |
|                                        |                      | (1)                                                                                   | (2)          |                            |
| Lampung Barat                          | 4 448                | 59                                                                                    | 59           | 1                          |
| Tanggamas                              | 10 347               | 100                                                                                   | 100          | 6                          |
| Lampung Selatan                        | 18 438               | 147                                                                                   | 147          | 3                          |
| Lampung Timur                          | 15 057               | 376                                                                                   | 376          | 7                          |
| Lampung Tengah                         | 8 308                | 12                                                                                    | 12           | 7                          |
| Lampung Utara                          | 9 198                | 33                                                                                    | 33           | 2                          |
| Way Kanan                              | 7 656                | –                                                                                     | –            | 9                          |
| Tulang Bawang                          | 7 150                | 43                                                                                    | 43           | –                          |
| Pesawaran                              | 8 212                | 25                                                                                    | 25           | 5                          |
| Pringsewu                              | 5 936                | –                                                                                     | –            | 28                         |
| Mesuji                                 | 2 911                | 65                                                                                    | 65           | 2                          |
| Tulang Bawang Barat                    | 3 574                | 52                                                                                    | 52           | 6                          |
| Pesisir Barat                          | 3 307                | 42                                                                                    | 42           | –                          |
| Bandar Lampung                         | 17 136               | 177                                                                                   | 177          | –                          |
| Metro                                  | 2 538                | 64                                                                                    | 64           | –                          |
| <b>Lampung</b>                         | <b>124 216</b>       | <b>1 195</b>                                                                          | <b>1 195</b> | <b>76</b>                  |

Sumber/Source: Dinas Kesehatan Provinsi Lampung/ Health Regional Office of Lampung Province

**Tabel**  
**Table** 4.2.19

**Persentase Perempuan Pernah kawin Berumur 15-49 Tahun yang Melahirkan Anak Lahir Hidup (ALH) Menurut Kabupaten/Kota dan Penolong Proses Kelahiran di Provinsi Lampung, 2021 - 2022**  
*Percentage of Women Ever Married Aged 15-49 Years Who Gave Birth Alived Children by Regency/Municipality and Birth Process Helper in Lampung Province, 2021 - 2022*

| Kabupaten/Kota<br>Regency/Municipality | Dokter <sup>1</sup><br>Doctor <sup>1</sup> |              | Bidan<br>Midwife |              |
|----------------------------------------|--------------------------------------------|--------------|------------------|--------------|
|                                        | 2021                                       | 2022         | 2021             | 2022         |
| (1)                                    | (2)                                        | (3)          | (4)              | (5)          |
| Lampung Barat                          | 18,98                                      | 11,28        | 77,25            | 85,88        |
| Tanggamus                              | 12,17                                      | 14,52        | 83,73            | 79,98        |
| Lampung Selatan                        | 13,52                                      | 24,87        | 85,54            | 74,33        |
| Lampung Timur                          | 38,08                                      | 35,45        | 60,49            | 57,39        |
| Lampung Tengah                         | 34,43                                      | 40,20        | 63,44            | 58,88        |
| Lampung Utara                          | 23,80                                      | 23,10        | 75,52            | 76,30        |
| Way Kanan                              | 17,53                                      | 13,94        | 74,84            | 76,46        |
| Tulang Bawang                          | 21,33                                      | 34,69        | 76,09            | 64,45        |
| Pesawaran                              | 13,87                                      | 21,48        | 77,82            | 72,53        |
| Pringsewu                              | 26,09                                      | 24,17        | 73,91            | 74,73        |
| Mesuji                                 | 24,36                                      | 20,22        | 69,65            | 66,31        |
| Tulang Bawang Barat                    | 25,74                                      | 24,49        | 74,03            | 75,51        |
| Pesisir Barat                          | 16,28                                      | 17,75        | 66,61            | 72,09        |
| Bandar Lampung                         | 34,73                                      | 36,57        | 65,27            | 63,43        |
| Metro                                  | 57,04                                      | 64,11        | 42,96            | 35,89        |
| <b>Lampung</b>                         | <b>26,08</b>                               | <b>28,20</b> | <b>71,42</b>     | <b>68,58</b> |

Lanjutan Tabel/Continued Table 4.2.19

| Kabupaten/Kota<br>Regency/Municipality | Tenaga Kesehatan Lain<br>Other Medical Personnel |             | Dukun<br>Traditional Birth Attendant |             |
|----------------------------------------|--------------------------------------------------|-------------|--------------------------------------|-------------|
|                                        | 2021                                             | 2022        | 2021                                 | 2022        |
| (1)                                    | (6)                                              | (7)         | (8)                                  | (9)         |
| Lampung Barat                          | 0,00                                             | 0,00        | 3,77                                 | 1,60        |
| Tanggamus                              | 0,00                                             | 1,93        | 4,10                                 | 3,56        |
| Lampung Selatan                        | 0,00                                             | 0,00        | 0,94                                 | 0,80        |
| Lampung Timur                          | 0,00                                             | 2,35        | 1,43                                 | 4,82        |
| Lampung Tengah                         | 0,00                                             | 0,00        | 2,14                                 | 0,00        |
| Lampung Utara                          | 0,68                                             | 0,00        | 0,00                                 | 0,61        |
| Way Kanan                              | 0,00                                             | 1,06        | 7,16                                 | 8,55        |
| Tulang Bawang                          | 0,00                                             | 0,86        | 2,57                                 | 0,00        |
| Pesawaran                              | 2,14                                             | 0,00        | 5,71                                 | 6,00        |
| Pringsewu                              | 0,00                                             | 1,11        | 0,00                                 | 0,00        |
| Mesuji                                 | 0,00                                             | 8,93        | 5,99                                 | 4,55        |
| Tulang Bawang Barat                    | 0,00                                             | 0,00        | 0,24                                 | 0,00        |
| Pesisir Barat                          | 3,64                                             | 0,83        | 12,24                                | 9,32        |
| Bandar Lampung                         | 0,00                                             | 0,00        | 0,00                                 | 0,00        |
| Metro                                  | 0,00                                             | 0,00        | 0,00                                 | 0,00        |
| <b>Lampung</b>                         | <b>0,24</b>                                      | <b>0,83</b> | <b>2,19</b>                          | <b>2,20</b> |

Lanjutan Tabel/*Continued Table* 4.2.19

| Kabupaten/Kota<br><i>Regency/Municipality</i> | Lainnya <sup>2</sup><br><i>Others<sup>2</sup></i> |             | Jumlah<br><i>Total</i> |               |
|-----------------------------------------------|---------------------------------------------------|-------------|------------------------|---------------|
|                                               | 2021                                              | 2022        | 2021                   | 2022          |
| (1)                                           | (10)                                              | (11)        | (12)                   | (13)          |
| Lampung Barat                                 | 0,00                                              | 1,24        | 100,00                 | 100,00        |
| Tanggamas                                     | 0,00                                              | 0,00        | 100,00                 | 100,00        |
| Lampung Selatan                               | 0,00                                              | 0,00        | 100,00                 | 100,00        |
| Lampung Timur                                 | 0,00                                              | 0,00        | 100,00                 | 100,00        |
| Lampung Tengah                                | 0,00                                              | 0,92        | 100,00                 | 100,00        |
| Lampung Utara                                 | 0,00                                              | 0,00        | 100,00                 | 100,00        |
| Way Kanan                                     | 0,47                                              | 0,00        | 100,00                 | 100,00        |
| Tulang Bawang                                 | 0,00                                              | 0,00        | 100,00                 | 100,00        |
| Pesawaran                                     | 0,46                                              | 0,00        | 100,00                 | 100,00        |
| Pringsewu                                     | 0,00                                              | 0,00        | 100,00                 | 100,00        |
| Mesuji                                        | 0,00                                              | 0,00        | 100,00                 | 100,00        |
| Tulang Bawang Barat                           | 0,00                                              | 0,00        | 100,00                 | 100,00        |
| Pesisir Barat                                 | 1,23                                              | 0,00        | 100,00                 | 100,00        |
| Bandar Lampung                                | 0,00                                              | 0,00        | 100,00                 | 100,00        |
| Metro                                         | 0,00                                              | 0,00        | 100,00                 | 100,00        |
| <b>Lampung</b>                                | <b>0,07</b>                                       | <b>0,18</b> | <b>100,00</b>          | <b>100,00</b> |

Catatan/*Note*: <sup>1</sup>Dokter Kandungan dan Dokter Umum/*Obstetricians and Doctor*

<sup>2</sup>Termasuk tidak ada penolong persalinan/*include no birth attendant*

Sumber/*Source*: BPS, Survei Sosial Ekonomi Nasional (Susenas)/*BPS-Statistics Indonesia, National Socioeconomic Survey*



**Tabel**  
**Table** 4.2.20**Kepesertaan Jaminan Kesehatan Nasional Kartu  
Indonesia Sehat (JKN - KIS ) Menurut Kabupaten/Kota di  
Provinsi Lampung, Sampai Dengan Desember 2022  
The Indonesian National Health Insurance System  
Participation by Regency/Municipality in Lampung  
Province, until December 2022**

| Kabupaten/Kota<br>Regency/Municipality | Penerima Bantuan Iuran (PBI)<br>Recipients of Contribution Assistance |                          |
|----------------------------------------|-----------------------------------------------------------------------|--------------------------|
|                                        | PBD/PD-Pemda<br>Regional Budget                                       | PBI APBD<br>State Budget |
| (1)                                    | (2)                                                                   | (3)                      |
| Lampung Barat                          | 22 638                                                                | 178 491                  |
| Tanggamus                              | 43 119                                                                | 388 085                  |
| Lampung Selatan                        | 130 552                                                               | 620 716                  |
| Lampung Timur                          | 52 229                                                                | 607 772                  |
| Lampung Tengah                         | 141 183                                                               | 595 263                  |
| Lampung Utara                          | 43 041                                                                | 440 171                  |
| Way Kanan                              | 33 562                                                                | 248 913                  |
| Tulang Bawang                          | 42 641                                                                | 186 512                  |
| Pesawaran                              | 49 093                                                                | 288 022                  |
| Pringsewu                              | 37 399                                                                | 168 052                  |
| Mesuji                                 | 88 571                                                                | 79 368                   |
| Tulang Bawang Barat                    | 40 965                                                                | 97 330                   |
| Pesisir Barat                          | 21 246                                                                | 106 830                  |
| Bandar Lampung                         | 35 443                                                                | 371 404                  |
| Metro                                  | 44 073                                                                | 52 808                   |
| <b>Lampung</b>                         | <b>825 755</b>                                                        | <b>4 429 737</b>         |

Lanjutan Tabel/*Continued Table* 4.2.20

| Kabupaten/Kota<br><i>Regency/Municipality</i> | Non Penerima Bantuan Iuran (PBI)<br><i>Non Recipients of Contribution Assistance</i> |                                                                                                                                                         |                                             |                                                |
|-----------------------------------------------|--------------------------------------------------------------------------------------|---------------------------------------------------------------------------------------------------------------------------------------------------------|---------------------------------------------|------------------------------------------------|
|                                               | PBPU/<br><i>Perorangan<br/>Personal</i>                                              | TNI / POLRI / PNS<br>KEMHAN<br><i>Indonesian National<br/>Defences Force/<br/>Indonesian National<br/>Police/Civil Servant/<br/>Ministry of Defense</i> | Pejabat<br>Negara<br><i>State Officials</i> | Pegawai<br>Swasta<br><i>Private<br/>Worker</i> |
| (1)                                           | (4)                                                                                  | (5)                                                                                                                                                     | (6)                                         | (7)                                            |
| Lampung Barat                                 | 40 186                                                                               | 1 310                                                                                                                                                   | 100                                         | 714                                            |
| Tanggamus                                     | 38 361                                                                               | 1 633                                                                                                                                                   | 136                                         | 3 819                                          |
| Lampung Selatan                               | 75 050                                                                               | 5 698                                                                                                                                                   | 192                                         | 68 613                                         |
| Lampung Timur                                 | 130 949                                                                              | 3 431                                                                                                                                                   | 185                                         | 10 956                                         |
| Lampung Tengah                                | 158 303                                                                              | 4 490                                                                                                                                                   | 165                                         | 79 949                                         |
| Lampung Utara                                 | 56 789                                                                               | 4 335                                                                                                                                                   | 16                                          | 12 034                                         |
| Way Kanan                                     | 45 196                                                                               | 1 683                                                                                                                                                   | 114                                         | 11 975                                         |
| Tulang Bawang                                 | 44 894                                                                               | 1 413                                                                                                                                                   | 135                                         | 34 608                                         |
| Pesawaran                                     | 43 952                                                                               | 5 012                                                                                                                                                   | 126                                         | 7 968                                          |
| Pringsewu                                     | 70 380                                                                               | 1 838                                                                                                                                                   | 113                                         | 13 143                                         |
| Mesuji                                        | 25 869                                                                               | 488                                                                                                                                                     | 111                                         | 6 450                                          |
| Tulang Bawang Barat                           | 47 801                                                                               | 766                                                                                                                                                     | 95                                          | 5 369                                          |
| Pesisir Barat                                 | 14 820                                                                               | 340                                                                                                                                                     | 110                                         | 1 363                                          |
| Bandar Lampung                                | 162 409                                                                              | 18 700                                                                                                                                                  | 474                                         | 230 501                                        |
| Metro                                         | 22 758                                                                               | 3 396                                                                                                                                                   | 77                                          | 19 261                                         |
| <b>Lampung</b>                                | <b>977 717</b>                                                                       | <b>54 533</b>                                                                                                                                           | <b>2 149</b>                                | <b>506 723</b>                                 |

Lanjutan Tabel/Continued Table 4.2.20

| Kabupaten/Kota<br>Regency/Municipality | Non Penerima Bantuan Iuran (PBI)<br>Non Recipients of Contribution Assistance |                                                |               |                                   |                                                         | Jumlah/<br>Total |
|----------------------------------------|-------------------------------------------------------------------------------|------------------------------------------------|---------------|-----------------------------------|---------------------------------------------------------|------------------|
|                                        | PNS<br>Civil Servant                                                          | Pegawai<br>BUMN<br>State<br>Owned<br>Companies | PPNPN         | Bukan<br>Pekerja<br>Not<br>Worker | Kepala<br>Desa dan<br>Aparat<br>Desa<br>Head<br>Village |                  |
| (1)                                    | (8)                                                                           | (9)                                            | (10)          | (11)                              | (12)                                                    | (13)             |
| Lampung Barat                          | 14 270                                                                        | –                                              | 1 677         | 1 163                             | 1 845                                                   | 262 394          |
| Tanggamus                              | 17 462                                                                        | –                                              | 4 243         | 3 451                             | 2 800                                                   | 503 109          |
| Lampung Selatan                        | 29 768                                                                        | –                                              | 8 580         | 6 909                             | 8 119                                                   | 954 197          |
| Lampung Timur                          | 29 882                                                                        | –                                              | 4 602         | 5 511                             | 10 789                                                  | 856 306          |
| Lampung Tengah                         | 38 197                                                                        | –                                              | 6 222         | 8 329                             | 762                                                     | 1 032 863        |
| Lampung Utara                          | 34 799                                                                        | –                                              | 3 883         | 9 900                             | 1 347                                                   | 606 315          |
| Way Kanan                              | 16 137                                                                        | –                                              | 2 761         | 1 520                             | –                                                       | 361 861          |
| Tulang Bawang                          | 12 752                                                                        | –                                              | 1 951         | 1 165                             | 2 608                                                   | 328 679          |
| Pesawaran                              | 12 763                                                                        | 338                                            | 2 708         | 3 364                             | 3 497                                                   | 416 843          |
| Pringsewu                              | 17 954                                                                        | –                                              | 4 631         | 4 523                             | 4 979                                                   | 323 012          |
| Mesuji                                 | 5 823                                                                         | –                                              | 2 887         | 278                               | 3 133                                                   | 212 978          |
| Tulang Bawang Barat                    | 9 947                                                                         | –                                              | 1 308         | 1 231                             | 3 479                                                   | 208 291          |
| Pesisir Barat                          | 6 798                                                                         | –                                              | 543           | 780                               | 2 495                                                   | 155 325          |
| Bandar Lampung                         | 98 018                                                                        | 23 688                                         | 15 416        | 51 898                            | –                                                       | 1 007 951        |
| Metro                                  | 22 460                                                                        | –                                              | 1 091         | 3 641                             | –                                                       | 169 565          |
| <b>Lampung</b>                         | <b>367 030</b>                                                                | <b>24 026</b>                                  | <b>62 503</b> | <b>103 663</b>                    | <b>45 853</b>                                           | <b>7 399 689</b> |

Sumber/Source: Badan Penyelenggara Jaminan Sosial Cabang Bandar Lampung/The Bandar Lampung Branch of the Social Security Administration

### 4.3 PERUMAHAN DAN LINGKUNGAN HOUSING AND ENVIRONMENT

**Tabel**  
**Table** 4.3.1 **Distribusi Persentase Rumah Tangga Menurut Kabupaten/ Kota dan Luas Lantai (m<sup>2</sup>) di Provinsi Lampung, 2022**  
**Percentage Distribution of Household Population by Regency/Municipality and Floor Area (m<sup>2</sup>) in Lampung Province 2022**

| Kabupaten/Kota<br>Regency/Municipality | Luas Lantai/Floor Area (m <sup>2</sup> ) |              |              |              |             | Jumlah<br>Total |
|----------------------------------------|------------------------------------------|--------------|--------------|--------------|-------------|-----------------|
|                                        | ≤19                                      | 20–49        | 50–99        | 100–149      | 150+        |                 |
| (1)                                    | (2)                                      | (3)          | (4)          | (5)          | (6)         | (7)             |
| Lampung Barat                          | 1,16                                     | 26,86        | 47,15        | 14,91        | 9,91        | 100,00          |
| Tanggamus                              | 0,63                                     | 19,27        | 66,46        | 9,70         | 3,94        | 100,00          |
| Lampung Selatan                        | 0,61                                     | 19,07        | 67,23        | 9,76         | 3,33        | 100,00          |
| Lampung Timur                          | 0,53                                     | 6,95         | 53,45        | 28,33        | 10,73       | 100,00          |
| Lampung Tengah                         | 0,85                                     | 10,91        | 61,94        | 20,67        | 5,63        | 100,00          |
| Lampung Utara                          | 0,33                                     | 18,91        | 65,36        | 12,08        | 3,31        | 100,00          |
| Way Kanan                              | 0,22                                     | 15,14        | 57,02        | 18,90        | 8,71        | 100,00          |
| Tulang Bawang                          | 0,26                                     | 23,86        | 64,45        | 8,46         | 2,96        | 100,00          |
| Pesawaran                              | 0,06                                     | 16,37        | 65,37        | 11,75        | 6,45        | 100,00          |
| Pringsewu                              | –                                        | 9,55         | 71,82        | 13,65        | 4,98        | 100,00          |
| Mesuji                                 | 0,28                                     | 26,26        | 61,73        | 9,17         | 2,56        | 100,00          |
| Tulang Bawang Barat                    | 0,23                                     | 12,29        | 66,64        | 16,44        | 4,40        | 100,00          |
| Pesisir Barat                          | 1,15                                     | 23,56        | 62,14        | 7,94         | 5,20        | 100,00          |
| Bandar Lampung                         | 2,21                                     | 23,75        | 41,62        | 16,73        | 15,69       | 100,00          |
| Metro                                  | 1,39                                     | 13,27        | 51,08        | 19,65        | 14,62       | 100,00          |
| <b>Lampung</b>                         | <b>0,73</b>                              | <b>16,42</b> | <b>59,56</b> | <b>16,14</b> | <b>7,16</b> | <b>100,00</b>   |

Sumber/Source: BPS, Survei Sosial Ekonomi Nasional (Susenans)/BPS-Statistics Indonesia, National Socioeconomic Survey

**Tabel** 4.3.2 **Distribusi Persentase Rumah Tangga Menurut Kabupaten/ Kota dan Sumber Air Minum di Provinsi Lampung, 2022**  
**Percentage Distribution of Household Population by Regency/Municipality and Source of Drinking Water in Lampung Province, 2022**

| Kabupaten/Kota<br>Regency/Municipality | Leding <sup>1</sup><br>Piped Water <sup>1</sup> | Pompa<br>Pumped Water | Air Dalam<br>Kemasan <sup>2</sup><br>Bottled Water <sup>2</sup> | Sumur<br>Terlindung<br>Protected Well |
|----------------------------------------|-------------------------------------------------|-----------------------|-----------------------------------------------------------------|---------------------------------------|
| (1)                                    | (2)                                             | (3)                   | (4)                                                             | (5)                                   |
| Lampung Barat                          | 16,06                                           | 3,44                  | 1,18                                                            | 26,16                                 |
| Tanggamus                              | 6,55                                            | 9,10                  | 7,17                                                            | 26,60                                 |
| Lampung Selatan                        | 0,37                                            | 26,92                 | 42,18                                                           | 20,96                                 |
| Lampung Timur                          | –                                               | 20,89                 | 7,10                                                            | 57,30                                 |
| Lampung Tengah                         | –                                               | 18,22                 | 4,87                                                            | 59,02                                 |
| Lampung Utara                          | –                                               | 19,19                 | 2,21                                                            | 46,98                                 |
| Way Kanan                              | 0,17                                            | 33,00                 | 1,99                                                            | 28,16                                 |
| Tulang Bawang                          | –                                               | 16,31                 | 29,12                                                           | 40,54                                 |
| Pesawaran                              | 2,81                                            | 10,44                 | 12,75                                                           | 50,95                                 |
| Pringsewu                              | 1,50                                            | 10,32                 | 47,18                                                           | 35,10                                 |
| Mesuji                                 | –                                               | 10,69                 | 34,46                                                           | 43,96                                 |
| Tulang Bawang Barat                    | –                                               | 12,54                 | 5,62                                                            | 34,90                                 |
| Pesisir Barat                          | –                                               | 3,59                  | 15,39                                                           | 42,94                                 |
| Bandar Lampung                         | 7,80                                            | 18,97                 | 66,22                                                           | 6,45                                  |
| Metro                                  | 0,46                                            | 21,94                 | 32,76                                                           | 42,26                                 |
| <b>Lampung</b>                         | <b>2,21</b>                                     | <b>18,00</b>          | <b>21,73</b>                                                    | <b>37,86</b>                          |

Lanjutan Tabel/*Continued Table 4.3.2*

| Kabupaten/Kota<br><i>Regency/Municipality</i> | Sumur Tak<br>Terlindung<br><i>Unprotected<br/>Well</i> | Mata Air<br>Terlindung <sup>3</sup><br><i>Protected<br/>Spring<sup>3</sup></i> | Mata Air Tak<br>Terlindung<br><i>Unprotected<br/>Spring</i> | Air Permukaan<br><i>Surface Water</i> |
|-----------------------------------------------|--------------------------------------------------------|--------------------------------------------------------------------------------|-------------------------------------------------------------|---------------------------------------|
| (1)                                           | (6)                                                    | (7)                                                                            | (8)                                                         | (9)                                   |
| Lampung Barat                                 | 7,54                                                   | 18,07                                                                          | 22,98                                                       | 4,19                                  |
| Tanggamus                                     | 22,44                                                  | 13,30                                                                          | 13,38                                                       | 1,47                                  |
| Lampung Selatan                               | 1,89                                                   | 4,53                                                                           | 3,03                                                        | 0,11                                  |
| Lampung Timur                                 | 11,90                                                  | 1,43                                                                           | 0,38                                                        | –                                     |
| Lampung Tengah                                | 16,03                                                  | 1,27                                                                           | 0,48                                                        | 0,11                                  |
| Lampung Utara                                 | 25,62                                                  | 2,88                                                                           | 3,13                                                        | –                                     |
| Way Kanan                                     | 32,81                                                  | 0,68                                                                           | 1,20                                                        | 1,82                                  |
| Tulang Bawang                                 | 9,89                                                   | 3,32                                                                           | 0,07                                                        | 0,30                                  |
| Pesawaran                                     | 3,60                                                   | 11,45                                                                          | 4,93                                                        | 3,07                                  |
| Pringsewu                                     | 2,18                                                   | 2,85                                                                           | 0,71                                                        | –                                     |
| Mesuji                                        | 6,40                                                   | 1,38                                                                           | 0,24                                                        | –                                     |
| Tulang Bawang Barat                           | 46,94                                                  | –                                                                              | –                                                           | –                                     |
| Pesisir Barat                                 | 14,26                                                  | 7,77                                                                           | 5,85                                                        | 10,20                                 |
| Bandar Lampung                                | 0,29                                                   | 0,18                                                                           | 0,08                                                        | –                                     |
| Metro                                         | 1,98                                                   | 0,61                                                                           | 0,00                                                        | –                                     |
| <b>Lampung</b>                                | <b>12,52</b>                                           | <b>3,82</b>                                                                    | <b>2,89</b>                                                 | <b>0,71</b>                           |

Lanjutan Tabel/*Continued Table 4.3.2*

| Kabupaten/Kota<br><i>Regency/Municipality</i> | Air Hujan<br><i>Rainwater<br/>Collection</i> | Lainnya<br><i>Others</i> | Jumlah<br><i>Total</i> |
|-----------------------------------------------|----------------------------------------------|--------------------------|------------------------|
| (1)                                           | (10)                                         | (11)                     | (12)                   |
| Lampung Barat                                 | 0,38                                         | –                        | 100,00                 |
| Tanggamus                                     | –                                            | –                        | 100,00                 |
| Lampung Selatan                               | –                                            | –                        | 100,00                 |
| Lampung Timur                                 | –                                            | 1,01                     | 100,00                 |
| Lampung Tengah                                | –                                            | –                        | 100,00                 |
| Lampung Utara                                 | –                                            | –                        | 100,00                 |
| Way Kanan                                     | –                                            | 0,17                     | 100,00                 |
| Tulang Bawang                                 | 0,46                                         | –                        | 100,00                 |
| Pesawaran                                     | –                                            | –                        | 100,00                 |
| Pringsewu                                     | –                                            | 0,16                     | 100,00                 |
| Mesuji                                        | 2,53                                         | 0,34                     | 100,00                 |
| Tulang Bawang Barat                           | –                                            | –                        | 100,00                 |
| Pesisir Barat                                 | –                                            | –                        | 100,00                 |
| Bandar Lampung                                | –                                            | –                        | 100,00                 |
| Metro                                         | –                                            | –                        | 100,00                 |
| <b>Lampung</b>                                | <b>0,10</b>                                  | <b>0,16</b>              | <b>100,00</b>          |

Catatan/Note: <sup>1</sup> Leding meteran dan leding eceran/*Metered piped and retail piped tap*

<sup>2</sup> Air kemasan bermerek dan air isi ulang/*Branded bottled and total refill water*

<sup>3</sup> Gabungan Mata Air Terlindungi dan mata air tidak terlindungi/*Include Protected Spring and Unprotected Spring*

Sumber/Source: BPS, Survei Sosial Ekonomi Nasional (Susenas)/*BPS-Statistics Indonesia, National Socioeconomic Survey*

**Tabel**  
**Table** 4.3.3**Distribusi Persentase Rumah Tangga Menurut Kabupaten/  
Kota dan Sumber Penerangan di Provinsi Lampung,  
2022****Percentage Distribution of Household Population by  
Regency/Municipality and Lighting Source in Lampung  
Province, 2022**

| Kabupaten/Kota<br>Regency/Municipality | Listrik PLN<br>State Electricity<br>Company | Listrik Non-PLN<br>Own Electricity<br>Company | Bukan Listrik<br>Non Electricity | Jumlah<br>Total |
|----------------------------------------|---------------------------------------------|-----------------------------------------------|----------------------------------|-----------------|
| (1)                                    | (2)                                         | (3)                                           | (4)                              | (5)             |
| Lampung Barat                          | 87,21                                       | 11,91                                         | 0,87                             | 100,00          |
| Tanggamus                              | 98,64                                       | 1,00                                          | 0,36                             | 100,00          |
| Lampung Selatan                        | 100,00                                      | –                                             | –                                | 100,00          |
| Lampung Timur                          | 98,83                                       | 1,13                                          | 0,05                             | 100,00          |
| Lampung Tengah                         | 98,75                                       | 0,21                                          | 1,04                             | 100,00          |
| Lampung Utara                          | 99,26                                       | 0,74                                          | –                                | 100,00          |
| Way Kanan                              | 98,83                                       | 1,17                                          | –                                | 100,00          |
| Tulang Bawang                          | 98,36                                       | 1,64                                          | –                                | 100,00          |
| Pesawaran                              | 98,45                                       | 1,55                                          | –                                | 100,00          |
| Pringsewu                              | 100,00                                      | –                                             | –                                | 100,00          |
| Mesuji                                 | 98,25                                       | 1,60                                          | 0,15                             | 100,00          |
| Tulang Bawang Barat                    | 99,89                                       | 0,11                                          | –                                | 100,00          |
| Pesisir Barat                          | 93,24                                       | 6,35                                          | 0,41                             | 100,00          |
| Bandar Lampung                         | 99,93                                       | 0,07                                          | –                                | 100,00          |
| Metro                                  | 100,00                                      | –                                             | –                                | 100,00          |
| <b>Lampung</b>                         | <b>98,66</b>                                | <b>1,11</b>                                   | <b>0,23</b>                      | <b>100,00</b>   |

Sumber/Source: BPS, Survei Sosial Ekonomi Nasional (Susenas)/BPS-Statistics Indonesia, National Socioeconomic Survey



**Tabel**  
**Table 4.3.4**

**Distribusi Persentase Rumah Tangga Menurut Kabupaten/ Kota dan Penggunaan Fasilitas Tempat Buang Air Besar di Provinsi Lampung, 2022**  
**Percentage Distribution of Household Population by Regency/Municipality and Type of Toilet Facility Used by The Household in Lampung Province, 2022**

| Kabupaten/Kota<br>Regency/<br>Municipality | Sendiri<br>Not<br>Shared | Bersama<br>dan<br>komunal<br>Shared and<br>Communal | MCK<br>Umum <sup>1</sup><br>Public<br>Facility <sup>1</sup> | Tidak<br>Menggunakan<br>Not Using | Tidak ada<br>No<br>Facility | Jumlah<br>Total |
|--------------------------------------------|--------------------------|-----------------------------------------------------|-------------------------------------------------------------|-----------------------------------|-----------------------------|-----------------|
| (1)                                        | (2)                      | (3)                                                 | (4)                                                         | (5)                               | (6)                         | (7)             |
| Lampung Barat                              | 93,73                    | 2,55                                                | 0,40                                                        | –                                 | 3,32                        | 100,00          |
| Tanggamus                                  | 83,35                    | 3,67                                                | –                                                           | –                                 | 12,97                       | 100,00          |
| Lampung Selatan                            | 94,71                    | 4,12                                                | 0,64                                                        | 0,05                              | 0,47                        | 100,00          |
| Lampung Timur                              | 96,24                    | 3,08                                                | 0,02                                                        | 0,07                              | 0,58                        | 100,00          |
| Lampung Tengah                             | 93,92                    | 4,10                                                | –                                                           | –                                 | 1,98                        | 100,00          |
| Lampung Utara                              | 95,97                    | 2,99                                                | –                                                           | –                                 | 1,04                        | 100,00          |
| Way Kanan                                  | 90,81                    | 4,69                                                | –                                                           | –                                 | 4,50                        | 100,00          |
| Tulang Bawang                              | 92,33                    | 6,37                                                | 0,89                                                        | 0,03                              | 0,38                        | 100,00          |
| Pesawaran                                  | 87,76                    | 4,75                                                | 1,87                                                        | –                                 | 5,62                        | 100,00          |
| Pringsewu                                  | 91,34                    | 4,13                                                | 0,20                                                        | –                                 | 4,34                        | 100,00          |
| Mesuji                                     | 89,14                    | 6,89                                                | 1,69                                                        | –                                 | 2,28                        | 100,00          |
| Tulang Bawang Barat                        | 93,92                    | 5,28                                                | 0,18                                                        | –                                 | 0,62                        | 100,00          |
| Pesisir Barat                              | 84,05                    | 1,98                                                | 1,16                                                        | 0,08                              | 12,73                       | 100,00          |
| Bandar Lampung                             | 96,82                    | 1,89                                                | 0,75                                                        | –                                 | 0,53                        | 100,00          |
| Metro                                      | 93,55                    | 6,30                                                | 0,15                                                        | –                                 | –                           | 100,00          |
| <b>Lampung</b>                             | <b>93,10</b>             | <b>3,86</b>                                         | <b>0,41</b>                                                 | <b>0,02</b>                       | <b>2,61</b>                 | <b>100,00</b>   |

Catatan/Note: <sup>1</sup>Gabungan bersama/komunal dan MCK Umum/ Combined Shared/Communal and Public Facility

Sumber/Source: BPS, Survei Sosial Ekonomi Nasional (Susenas)/BPS-Statistics Indonesia, National Socioeconomic Survey

**Tabel**  
**Table** 4.3.5**Distribusi Persentase Rumah Tangga Menurut Kabupaten/  
Kota dan Bahan Bakar Utama untuk Memasak di Provinsi  
Lampung, 2022**  
*Percentage Distribution of Household Population by  
Regency/Municipality and and Type of Cooking Fuel in  
Lampung Province, 2022*

| Kabupaten/Kota<br>Regency/Municipality | Listrik<br>Electricity | Gas/Elpiji <sup>1</sup><br>Gas/LPG <sup>1</sup> | Minyak Tanah<br>Kerosene | Arang/Briket<br>Charcoal/<br>Briquet |
|----------------------------------------|------------------------|-------------------------------------------------|--------------------------|--------------------------------------|
| (1)                                    | (2)                    | (3)                                             | (4)                      | (5)                                  |
| Lampung Barat                          | 0,25                   | 79,09                                           | –                        | –                                    |
| Tanggamus                              | 0,04                   | 80,52                                           | –                        | –                                    |
| Lampung Selatan                        | 1,40                   | 93,67                                           | –                        | –                                    |
| Lampung Timur                          | 2,03                   | 86,18                                           | –                        | –                                    |
| Lampung Tengah                         | 0,00                   | 91,89                                           | –                        | –                                    |
| Lampung Utara                          | 0,80                   | 90,70                                           | –                        | –                                    |
| Way Kanan                              | 0,80                   | 91,89                                           | –                        | –                                    |
| Tulang Bawang                          | 0,29                   | 94,08                                           | –                        | –                                    |
| Pesawaran                              | 0,41                   | 91,28                                           | –                        | –                                    |
| Pringsewu                              | 0,43                   | 91,01                                           | –                        | –                                    |
| Mesuji                                 | 0,28                   | 93,82                                           | –                        | 0,06                                 |
| Tulang Bawang Barat                    | –                      | 92,48                                           | –                        | –                                    |
| Pesisir Barat                          | 0,88                   | 88,64                                           | –                        | –                                    |
| Bandar Lampung                         | 0,25                   | 98,33                                           | 0,26                     | –                                    |
| Metro                                  | 0,18                   | 98,04                                           | 0,64                     | 0,16                                 |
| <b>Lampung</b>                         | <b>0,66</b>            | <b>90,99</b>                                    | <b>0,04</b>              | <b>0,00</b>                          |

Lanjutan Tabel/Continued Table 4.3.5

| Kabupaten/Kota<br>Regency/Municipality | Kayu<br>Wood | Lainnya <sup>2</sup><br>Others <sup>2</sup> | Jumlah<br>Total |
|----------------------------------------|--------------|---------------------------------------------|-----------------|
| (1)                                    | (6)          | (7)                                         | (8)             |
| Lampung Barat                          | 20,66        | –                                           | 100,00          |
| Tanggamus                              | 19,45        | –                                           | 100,00          |
| Lampung Selatan                        | 4,85         | 0,08                                        | 100,00          |
| Lampung Timur                          | 11,73        | 0,05                                        | 100,00          |
| Lampung Tengah                         | 8,05         | 0,06                                        | 100,00          |
| Lampung Utara                          | 8,50         | –                                           | 100,00          |
| Way Kanan                              | 7,31         | –                                           | 100,00          |
| Tulang Bawang                          | 5,54         | 0,09                                        | 100,00          |
| Pesawaran                              | 8,24         | 0,07                                        | 100,00          |
| Pringsewu                              | 8,57         | –                                           | 100,00          |
| Mesuji                                 | 5,56         | 0,29                                        | 100,00          |
| Tulang Bawang Barat                    | 7,48         | 0,04                                        | 100,00          |
| Pesisir Barat                          | 10,49        | –                                           | 100,00          |
| Bandar Lampung                         | 0,65         | 0,52                                        | 100,00          |
| Metro                                  | 0,77         | 0,20                                        | 100,00          |
| <b>Lampung</b>                         | <b>8,19</b>  | <b>0,11</b>                                 | <b>100,00</b>   |

Catatan/Note: <sup>1</sup> Elpiji 5,5 kg + elpiji 12 kg + gas kota/biogas/LPG 5,5 kg + LPG 12 kg + natural gas/biogas

<sup>2</sup> Termasuk rumah tangga yang tidak memasak/Including households that do not cook

Sumber/Source: BPS, Survei Sosial Ekonomi Nasional (Susenas)/BPS-Statistics Indonesia, National Socioeconomic Survey

**Tabel**  
**Table** 4.3.6**Distribusi Persentase Rumah Tangga Menurut Kabupaten/  
Kota dan Status Kepemilikan Bangunan Tempat Tinggal di  
Provinsi Lampung, 2022**  
*Percentage Distribution of Household by Regency/  
Municipality and Dwelling Ownership Status in Lampung  
Province, 2022*

| Kabupaten/Kota<br>Regency/Municipality | Milik Sendiri<br>Private | Kontrak/Sewa<br>Lease/Rent | Lainnya <sup>1</sup><br>Others | Jumlah<br>Total |
|----------------------------------------|--------------------------|----------------------------|--------------------------------|-----------------|
| (1)                                    | (2)                      | (3)                        | (4)                            | (5)             |
| Lampung Barat                          | 91,54                    | 2,41                       | 6,05                           | 100,00          |
| Tanggamus                              | 94,28                    | 1,87                       | 3,85                           | 100,00          |
| Lampung Selatan                        | 95,66                    | 1,02                       | 3,32                           | 100,00          |
| Lampung Timur                          | 96,42                    | 0,18                       | 3,40                           | 100,00          |
| Lampung Tengah                         | 94,87                    | 0,65                       | 4,48                           | 100,00          |
| Lampung Utara                          | 91,01                    | 2,92                       | 6,07                           | 100,00          |
| Way Kanan                              | 93,93                    | 2,09                       | 3,98                           | 100,00          |
| Tulang Bawang                          | 89,21                    | 3,48                       | 7,30                           | 100,00          |
| Pesawaran                              | 95,13                    | 0,56                       | 4,31                           | 100,00          |
| Pringsewu                              | 90,86                    | 3,37                       | 5,77                           | 100,00          |
| Mesuji                                 | 89,69                    | 5,05                       | 5,26                           | 100,00          |
| Tulang Bawang Barat                    | 91,55                    | 2,98                       | 5,47                           | 100,00          |
| Pesisir Barat                          | 68,82                    | 26,71                      | 4,47                           | 100,00          |
| Bandar Lampung                         | 73,59                    | 13,48                      | 12,93                          | 100,00          |
| Metro                                  | 67,07                    | 22,34                      | 10,60                          | 100,00          |
| <b>Lampung</b>                         | <b>90,53</b>             | <b>3,80</b>                | <b>5,67</b>                    | <b>100,00</b>   |

Catatan/Note: <sup>1</sup> Bebas sewa, Dinas, Lainnya

Sumber/Source: BPS, Survei Sosial Ekonomi Nasional (Susenas)/BPS-Statistics Indonesia, National Socioeconomic Survey

**Tabel**  
**Table** 4.3.7**Distribusi Persentase Rumah Tangga Menurut Kabupaten/  
Kota dan Jenis Lantai Terluas di Provinsi Lampung,  
2022****Percentage Distribution of Household Population by  
Regency/Municipality and Main Material of Dwelling Floor  
in Lampung Province, 2022**

| <b>Kabupaten/Kota</b><br><b>Regency/Municipality</b> | <b>Bukan Tanah</b><br><b>Not earth/sand</b> | <b>Tanah<sup>1</sup></b><br><b>Earth/sand<sup>1</sup></b> | <b>Jumlah</b><br><b>Total</b> |
|------------------------------------------------------|---------------------------------------------|-----------------------------------------------------------|-------------------------------|
| (1)                                                  | (2)                                         | (3)                                                       | (4)                           |
| Lampung Barat                                        | 92,65                                       | 7,35                                                      | 100,00                        |
| Tanggamus                                            | 93,20                                       | 6,80                                                      | 100,00                        |
| Lampung Selatan                                      | 98,18                                       | 1,82                                                      | 100,00                        |
| Lampung Timur                                        | 97,73                                       | 2,27                                                      | 100,00                        |
| Lampung Tengah                                       | 97,33                                       | 2,67                                                      | 100,00                        |
| Lampung Utara                                        | 97,68                                       | 2,32                                                      | 100,00                        |
| Way Kanan                                            | 95,96                                       | 4,04                                                      | 100,00                        |
| Tulang Bawang                                        | 96,04                                       | 3,96                                                      | 100,00                        |
| Pesawaran                                            | 96,82                                       | 3,18                                                      | 100,00                        |
| Pringsewu                                            | 97,77                                       | 2,23                                                      | 100,00                        |
| Mesuji                                               | 93,05                                       | 6,95                                                      | 100,00                        |
| Tulang Bawang Barat                                  | 99,08                                       | 0,92                                                      | 100,00                        |
| Pesisir Barat                                        | 92,15                                       | 7,85                                                      | 100,00                        |
| Bandar Lampung                                       | 100,00                                      | –                                                         | 100,00                        |
| Metro                                                | 100,00                                      | –                                                         | 100,00                        |
| <b>Lampung</b>                                       | <b>97,15</b>                                | <b>2,85</b>                                               | <b>100,00</b>                 |

Catatan/Note: <sup>1</sup> Termasuk "lainnya"/Including "others"

Sumber/Source: BPS, Survei Sosial Ekonomi Nasional (Susenas)/BPS-Statistics Indonesia, National Socioeconomic Survey

**Tabel**  
**Table** 4.3.8

**Persentase Rumah Tangga yang Memiliki Akses Terhadap Sanitasi Layak Menurut Kabupaten/Kota di Provinsi Lampung, 2018–2022**  
*Percentage of Household Population by Regency/ Municipality and Improved Sanitation in Lampung Province, 2018–2022*

| Kabupaten/Kota<br>Regency/Municipality | 2018         | 2019         | 2020         | 2021         | 2022         |
|----------------------------------------|--------------|--------------|--------------|--------------|--------------|
| (1)                                    | (2)          | (3)          | (4)          | (5)          | (6)          |
| Lampung Barat                          | 25,46        | 63,79        | 73,08        | 76,50        | 83,75        |
| Tanggamus                              | 48,50        | 66,52        | 69,81        | 68,96        | 63,99        |
| Lampung Selatan                        | 78,26        | 86,29        | 82,25        | 94,40        | 94,29        |
| Lampung Timur                          | 33,36        | 80,35        | 83,53        | 86,29        | 85,27        |
| Lampung Tengah                         | 43,10        | 82,43        | 66,89        | 79,37        | 81,25        |
| Lampung Utara                          | 27,27        | 76,16        | 79,69        | 75,03        | 80,82        |
| Way Kanan                              | 26,13        | 71,88        | 74,03        | 78,66        | 73,86        |
| Tulang Bawang                          | 63,87        | 72,22        | 79,81        | 84,83        | 85,60        |
| Pesawaran                              | 65,39        | 78,87        | 77,28        | 83,73        | 86,20        |
| Pringsewu                              | 74,16        | 83,03        | 84,64        | 88,91        | 84,22        |
| Mesuji                                 | 33,58        | 67,96        | 75,79        | 78,98        | 84,63        |
| Tulang Bawang Barat                    | 26,08        | 76,08        | 75,21        | 75,33        | 77,89        |
| Pesisir Barat                          | 51,86        | 69,78        | 70,42        | 76,68        | 77,74        |
| Bandar Lampung                         | 86,41        | 89,01        | 92,32        | 95,45        | 89,07        |
| Metro                                  | 96,77        | 88,33        | 99,35        | 94,64        | 98,77        |
| <b>Lampung</b>                         | <b>52,48</b> | <b>79,22</b> | <b>78,81</b> | <b>83,89</b> | <b>83,65</b> |

Catatan/Note: Data menggunakan konsep sanitasi layak terbaru berdasarkan surat Kementerian Perencanaan Pembangunan Nasional/Bappenas Nomor 661/Dt.2.4/01/2020/Use the latest concept of improved sanitation based on the letter from Ministry of National Development Planning Number 661/Dt.2.4/01/2020

Sumber/Source: BPS, Survei Sosial Ekonomi Nasional (Susenas)/BPS-Statistics Indonesia, National Socioeconomic Survey

**Tabel**  
**Table 4.3.9****Persentase Rumah Tangga yang Memiliki Akses Terhadap Sumber Air Minum Layak Menurut Kabupaten/Kota di Provinsi Lampung, 2018–2022**  
**Percentage of Household Population by Regency/ Municipality and Improved Drinking Water in Lampung Province, 2018–2022**

| <b>Kabupaten/Kota</b><br><b>Regency/Municipality</b> | <b>2018</b>  | <b>2019</b>  | <b>2020</b>  | <b>2021</b>  | <b>2022</b>  |
|------------------------------------------------------|--------------|--------------|--------------|--------------|--------------|
| (1)                                                  | (2)          | (3)          | (4)          | (5)          | (6)          |
| Lampung Barat                                        | 53,98        | 71,36        | 56,64        | 70,96        | 65,08        |
| Tanggamus                                            | 55,75        | 65,61        | 72,18        | 63,90        | 59,82        |
| Lampung Selatan                                      | 35,78        | 89,69        | 81,03        | 87,92        | 90,81        |
| Lampung Timur                                        | 32,89        | 73,02        | 79,32        | 84,35        | 85,85        |
| Lampung Tengah                                       | 43,61        | 74,49        | 67,44        | 78,90        | 83,26        |
| Lampung Utara                                        | 17,18        | 45,28        | 53,11        | 62,78        | 70,31        |
| Way Kanan                                            | 23,47        | 38,61        | 49,24        | 65,12        | 63,31        |
| Tulang Bawang                                        | 45,60        | 73,04        | 78,30        | 80,65        | 81,47        |
| Pesawaran                                            | 40,83        | 87,35        | 89,43        | 87,07        | 88,37        |
| Pringsewu                                            | 32,77        | 93,03        | 95,45        | 96,68        | 93,38        |
| Mesuji                                               | 37,56        | 84,05        | 81,41        | 80,27        | 80,76        |
| Tulang Bawang Barat                                  | 29,54        | 27,40        | 35,12        | 42,81        | 51,87        |
| Pesisir Barat                                        | 31,86        | 79,65        | 80,08        | 74,53        | 68,53        |
| Bandar Lampung                                       | 24,58        | 88,45        | 97,57        | 98,47        | 98,33        |
| Metro                                                | 52,97        | 86,39        | 91,51        | 94,53        | 96,19        |
| <b>Lampung</b>                                       | <b>36,10</b> | <b>73,30</b> | <b>74,97</b> | <b>80,20</b> | <b>81,60</b> |

Sumber/Source: BPS, Survei Sosial Ekonomi Nasional (Susenas)/BPS-Statistics Indonesia, National Socioeconomic Survey

#### 4.4 KRIMINALITAS CRIME

**Tabel**  
**Table** 4.4.1

**Jumlah Kejahatan yang Dilaporkan, Risiko Penduduk Terjadi Tindak Pidana per 100.000 Penduduk, Persentase Penyelesaian Tindak Pidana, dan Selang Waktu Terjadinya Tindak Pidana Menurut Kepolisian Resort di Provinsi Lampung, 2020–2022**  
*Crime Total, Crime Rate per 100,000 Population, Percentage of Crime Clearance, and Time Interval of Crime Occurance by Departmental (Resort) Police Office n Lampung Province, 2020-2022*

| Kabupaten/Kota<br>Regency/Municipality | Jumlah Kejahatan yang Dilaporkan/Crime Total |              |               |
|----------------------------------------|----------------------------------------------|--------------|---------------|
|                                        | 2020                                         | 2021         | 2022          |
| (1)                                    | (2)                                          | (3)          | (4)           |
| Lampung Barat                          | 237                                          | 257          | 226           |
| Tanggamus                              | 547                                          | 574          | 712           |
| Lampung Selatan                        | 689                                          | 781          | 874           |
| Lampung Timur                          | 736                                          | 813          | 928           |
| Lampung Tengah                         | 898                                          | 856          | 945           |
| Lampung Utara                          | 713                                          | 819          | 1 152         |
| Way Kanan                              | 389                                          | 351          | 425           |
| Tulang Bawang                          | 481                                          | 427          | 591           |
| Pesawaran                              | 305                                          | 334          | 342           |
| Pringsewu                              | 493                                          | 316          | 276           |
| Mesuji                                 | 245                                          | 259          | 339           |
| Tulang Bawang Barat                    | 352                                          | 294          | 374           |
| Pesisir Barat                          | –                                            | –            | –             |
| Bandar Lampung                         | 3 418                                        | 3 098        | 3 266         |
| Metro                                  | 688                                          | 585          | 744           |
| <b>Lampung</b>                         | <b>10 191</b>                                | <b>9 764</b> | <b>11 194</b> |



Lanjutan Tabel/*Continued Table 4.4.1*

| Kabupaten/Kota<br>Regency/Municipality | Risiko Penduduk Terjadi Tindak Pidana per 100.000 Penduduk<br>Crime Rate per 100,000 Population |                 |                 |
|----------------------------------------|-------------------------------------------------------------------------------------------------|-----------------|-----------------|
|                                        | 2020                                                                                            | 2021            | 2022            |
| (1)                                    | (5)                                                                                             | (6)             | (7)             |
| Lampung Barat                          | 50,60                                                                                           | 56,79           | 48,25           |
| Tanggamus                              | 84,17                                                                                           | 92,02           | 109,56          |
| Lampung Selatan                        | 65,70                                                                                           | 74,66           | 83,34           |
| Lampung Timur                          | 65,19                                                                                           | 74,58           | 82,19           |
| Lampung Tengah                         | 60,52                                                                                           | 58,23           | 63,69           |
| Lampung Utara                          | 115,60                                                                                          | 138,78          | 186,77          |
| Way Kanan                              | 81,18                                                                                           | 74,29           | 88,69           |
| Tulang Bawang                          | 105,51                                                                                          | 93,88           | 129,64          |
| Pesawaran                              | 64,32                                                                                           | 73,81           | 72,12           |
| Pringsewu                              | 121,42                                                                                          | 80,05           | 67,98           |
| Mesuji                                 | 106,03                                                                                          | 112,09          | 146,71          |
| Tulang Bawang Barat                    | 136,68                                                                                          | 114,55          | 145,23          |
| Pesisir Barat                          | –                                                                                               | –               | –               |
| Bandar Lampung                         | 287,40                                                                                          | 210,54          | 220,21          |
| Metro                                  | 401,09                                                                                          | 342,80          | 433,74          |
| <b>Lampung</b>                         | <b>112,47</b>                                                                                   | <b>1 597,06</b> | <b>1 878,11</b> |

Lanjutan Tabel/*Continued Table 4.4.1*

| Kabupaten/Kota<br><i>Regency/Municipality</i> | Persentase Penyelesaian Kejahatan<br><i>Clearance Rate</i> |              |              |
|-----------------------------------------------|------------------------------------------------------------|--------------|--------------|
|                                               | 2020                                                       | 2021         | 2022         |
| (1)                                           | (8)                                                        | (9)          | (10)         |
| Lampung Barat                                 | 75,95                                                      | 84,40        | 79,60        |
| Tanggamus                                     | 76,97                                                      | 72,50        | 61,40        |
| Lampung Selatan                               | 88,24                                                      | 82,30        | 74,60        |
| Lampung Timur                                 | 69,16                                                      | 60,40        | 55,40        |
| Lampung Tengah                                | 56,35                                                      | 65,00        | 59,70        |
| Lampung Utara                                 | 70,41                                                      | 72,80        | 55,10        |
| Way Kanan                                     | 77,89                                                      | 76,60        | 83,50        |
| Tulang Bawang                                 | 79,00                                                      | 93,90        | 77,30        |
| Pesawaran                                     | 70,49                                                      | 72,20        | 76,90        |
| Pringsewu                                     | 62,27                                                      | 67,40        | 70,70        |
| Mesuji                                        | 84,08                                                      | 73,70        | 66,10        |
| Tulang Bawang Barat                           | 34,09                                                      | 39,50        | 57,20        |
| Pesisir Barat                                 | –                                                          | –            | –            |
| Bandar Lampung                                | 64,95                                                      | 70,00        | 65,85        |
| Metro                                         | 53,03                                                      | 68,70        | 67,70        |
| <b>Lampung</b>                                | <b>62,36</b>                                               | <b>69,90</b> | <b>63,70</b> |

Lanjutan Tabel/Continued Table 4.4.1

| Kabupaten/Kota<br>Regency/Municipality | Selang Waktu Terjadinya Tindak Pidana <sup>1</sup><br>Time Interval of Crime Occurance <sup>1</sup> |                  |                  |
|----------------------------------------|-----------------------------------------------------------------------------------------------------|------------------|------------------|
|                                        | 2020                                                                                                | 2021             | 2022             |
| (1)                                    | (11)                                                                                                | (12)             | (13)             |
| Lampung Barat                          | 09.43'19"                                                                                           | 07.56'24"        | 22.00'00"        |
| Tanggamus                              | 00.52'39"                                                                                           | 14.55'48"        | 18.12'00"        |
| Lampung Selatan                        | 18.50'41"                                                                                           | 23.15'50"        | 01.24'00"        |
| Lampung Timur                          | 18.07'49"                                                                                           | 00.13'41"        | 14.24'00"        |
| Lampung Tengah                         | 09.15'03"                                                                                           | 08.19'59"        | 04.12'00"        |
| Lampung Utara                          | 17.10'01"                                                                                           | 14.01'08"        | 00.18'00"        |
| Way Kanan                              | 07.09'25"                                                                                           | 12.24'00"        | 13.00'00"        |
| Tulang Bawang                          | 12.43'23"                                                                                           | 04.02'24"        | 01.18'00"        |
| Pesawaran                              | 19.16'44"                                                                                           | 13.42'36"        | 01.00'00"        |
| Pringsewu                              | 10.07'34"                                                                                           | 09.13'48"        | 08.00'00"        |
| Mesuji                                 | 09.18'22"                                                                                           | 13.20'24"        | 14.00'00"        |
| Tulang Bawang Barat                    | 05.10'55"                                                                                           | 05.41'24"        | 13.00'00"        |
| Pesisir Barat                          | –                                                                                                   | –                | –                |
| Bandar Lampung                         | 08.37'13"                                                                                           | 17.54'14"        | 08.42'00"        |
| Metro                                  | 19.57'13"                                                                                           | 05.52'41"        | 10.30'00"        |
| <b>Lampung</b>                         | <b>03.34'30"</b>                                                                                    | <b>05.01'55"</b> | <b>22.57'00"</b> |

Catatan/Note: <sup>1</sup>. = jam/hours; ' = menit/minutes; " = detik/second

Sumber/Source: Biro Pengendalian Operasi, Mabes POLRI/Bureau of Operation Control, Indonesian National Police Headquarters

**Tabel**  
**Table 4.4.2****Jumlah Tindak Pidana Menurut Kepolisian Resor di  
Provinsi Lampung, 2020–2022**  
**Number of Reported Criminal Cases by District Police Office  
in Lampung Province, 2020–2022**

| <b>Kepolisian Resort<br/>District Police Office</b> | <b>2020</b> | <b>2021</b> | <b>2022</b> |
|-----------------------------------------------------|-------------|-------------|-------------|
| <b>(1)</b>                                          | <b>(2)</b>  | <b>(3)</b>  | <b>(4)</b>  |
| Lampung Barat                                       | 176         | 197         | 226         |
| Tanggamus                                           | 410         | 366         | 712         |
| Lampung Selatan                                     | 463         | 625         | 874         |
| Lampung Timur                                       | 587         | 669         | 928         |
| Lampung Tengah                                      | 705         | 701         | 945         |
| Lampung Utara                                       | 853         | 687         | 1 152       |
| Way Kanan                                           | 316         | 294         | 425         |
| Tulang Bawang                                       | 348         | 322         | 591         |
| Pesawaran                                           | 223         | 223         | 342         |
| Pringsewu                                           | 389         | 244         | 276         |
| Mesuji                                              | 165         | 206         | 339         |
| Tulang Bawang Barat                                 | 290         | 225         | 374         |
| Pesisir Barat                                       | –           | –           | –           |
| Bandar Lampung                                      | 2 394       | 2 110       | 3 266       |
| Metro                                               | 551         | 509         | 744         |

Sumber/Source: Kepolisian Daerah Provinsi Lampung/State Police of Lampung Province

**Tabel**  
**Table 4.4.3****Penyelesaian Tindak Pidana Menurut Kabupaten/Kota di  
Provinsi Lampung, 2020–2022**  
**Crime Clearance Rate by Regency/Municipality in Lampung  
Province, 2020–2022**

| <b>Kepolisian Resort<br/>District Police Office</b> | <b>2020</b> | <b>2021</b> | <b>2022</b> |
|-----------------------------------------------------|-------------|-------------|-------------|
| (1)                                                 | (2)         | (3)         | (4)         |
| Lampung Barat                                       | 117         | 224         | 180         |
| Tanggamus                                           | 263         | 438         | 437         |
| Lampung Selatan                                     | 402         | 645         | 652         |
| Lampung Timur                                       | 368         | 505         | 514         |
| Lampung Tengah                                      | 336         | 563         | 564         |
| Lampung Utara                                       | 604         | 633         | 635         |
| Way Kanan                                           | 230         | 274         | 355         |
| Tulang Bawang                                       | 262         | 402         | 457         |
| Pesawaran                                           | 134         | 254         | 263         |
| Pringsewu                                           | 200         | 221         | 195         |
| Mesuji                                              | 125         | 191         | 224         |
| Tulang Bawang Barat                                 | 72          | 117         | 214         |
| Pesisir Barat                                       | –           | –           | –           |
| Kota Bandar Lampung                                 | 834         | 2 080       | 1 941       |
| Kota Metro                                          | 237         | 404         | 504         |

Sumber/Source: Direktorat Reserse Kriminal Umum/Directorate of General Criminal Investigation

**Tabel**  
**Table** 4.4.4

**Penyelesaian Tindak Pidana Menurut Kepolisian Resor di Provinsi Lampung, 2022**  
**Crime Clearance Rate by District Police Office in Lampung Province, 2022**

| Jenis Kejahatan<br>Type of Crime                                         | Direktorat Reserse<br>Kriminal Umum<br>Directorate of General<br>Criminal Investigation |     | Polres Lampung Barat<br>Res. Police L. Barat |     | Polres Tanggamus<br>Res. Police Tanggamus |     |
|--------------------------------------------------------------------------|-----------------------------------------------------------------------------------------|-----|----------------------------------------------|-----|-------------------------------------------|-----|
|                                                                          | JTP                                                                                     | PTP | JTP                                          | PTP | JTP                                       | PTP |
| (1)                                                                      | (2)                                                                                     | (3) | (4)                                          | (5) | (6)                                       | (7) |
| Aniaya Berat/ <i>Severe Persecution</i>                                  | 14                                                                                      | 3   | 11                                           | 2   | 75                                        | 73  |
| Curanmor/ <i>Robbery</i>                                                 | 4                                                                                       | –   | 5                                            | –   | 12                                        | 3   |
| Korupsi/ <i>Corruption</i>                                               | –                                                                                       | –   | 1                                            | –   | –                                         | –   |
| Lain-Lain Kejahatan/ Pelanggaran/<br><i>Miscellaneous Crime/ Offense</i> | 5                                                                                       | –   | 1                                            | –   | 1                                         | 2   |
| Pembakaran/ <i>Burning</i>                                               | –                                                                                       | –   | –                                            | –   | 1                                         | –   |
| Pembalakan Liar/ <i>Illegal logging</i>                                  | 1                                                                                       | –   | 2                                            | –   | –                                         | –   |
| Pembunuhan/ <i>Murder</i>                                                | 2                                                                                       | –   | 1                                            | –   | –                                         | –   |
| Pemerasan/ Premanisme/<br><i>Blackmail/ Thugs</i>                        | 1                                                                                       | –   | –                                            | –   | 2                                         | –   |
| Penculikan/ <i>Kidnapping</i>                                            | 2                                                                                       | –   | –                                            | –   | –                                         | –   |
| Pencurian Dengan Kekerasan/<br><i>Violent Theft</i>                      | 3                                                                                       | –   | 3                                            | –   | 37                                        | 14  |
| Pencurian Dengan Pemberatan/<br><i>Weighted Theft</i>                    | 36                                                                                      | 4   | 47                                           | 9   | 175                                       | 58  |
| Pengerusakan/ <i>Destruction</i>                                         | 4                                                                                       | –   | –                                            | –   | 1                                         | –   |
| Penggelapan/ <i>Embezzlement</i>                                         | 43                                                                                      | 1   | 3                                            | –   | 7                                         | –   |
| Penipuan/ <i>Fraud</i>                                                   | 151                                                                                     | 7   | 5                                            | –   | 70                                        | 27  |
| Perdagangan Orang/ <i>Trafficking in<br/>Persons</i>                     | –                                                                                       | –   | –                                            | –   | –                                         | –   |
| Perjudian/ <i>Gambling</i>                                               | 10                                                                                      | 2   | 9                                            | 1   | 8                                         | 7   |
| Perkosaan/ <i>Rape</i>                                                   | 4                                                                                       | 1   | 4                                            | –   | 4                                         | 5   |
| Pertanahan/ <i>Land</i>                                                  | 12                                                                                      | –   | 6                                            | –   | 7                                         | 2   |
| Senjata Api/ Bahan Peledak/<br><i>Firearms/ Explosives</i>               | –                                                                                       | –   | –                                            | –   | –                                         | –   |
| Senjata Tajam/ <i>Sharp Weapon</i>                                       | 3                                                                                       | –   | –                                            | –   | 1                                         | 2   |

Lanjutan Tabel/*Continued Table 4.4.4*

| Jenis Kejahatan<br><i>Type of Crime</i> | Direktorat Reserse<br>Kriminal Umum<br><i>Directorate of General<br/>Criminal Investigation</i> |            | Polres Lampung Barat<br><i>Res. Police L. Barat</i> |            | Polres Tanggamus<br><i>Res. Police Tanggamus</i> |            |
|-----------------------------------------|-------------------------------------------------------------------------------------------------|------------|-----------------------------------------------------|------------|--------------------------------------------------|------------|
|                                         | JTP                                                                                             | PTP        | JTP                                                 | PTP        | JTP                                              | PTP        |
| (1)                                     | (2)                                                                                             | (3)        | (4)                                                 | (5)        | (6)                                              | (7)        |
| Teror Bom/ <i>Bomb Terror</i>           | –                                                                                               | –          | –                                                   | –          | –                                                | –          |
| Uang Palsu/ <i>Counterfeit Money</i>    | 1                                                                                               | –          | 1                                                   | –          | –                                                | –          |
| Lainnya/ <i>Others</i>                  | 319                                                                                             | 16         | 123                                                 | 46         | 348                                              | 191        |
| <b>Jumlah/Total</b>                     | <b>257</b>                                                                                      | <b>166</b> | <b>197</b>                                          | <b>159</b> | <b>366</b>                                       | <b>203</b> |

Lanjutan Tabel/Continued Table 4.4.4

| Jenis Kejahatan<br><i>Type of Crime</i>                                  | Polres Lampung Selatan<br><i>Res. Police L. Selatan</i> |     | Polres Lampung Timur<br><i>Res. Police L. Timur</i> |      | Polres Lampung Tengah<br><i>Res. Police L. Tengah</i> |      |
|--------------------------------------------------------------------------|---------------------------------------------------------|-----|-----------------------------------------------------|------|-------------------------------------------------------|------|
|                                                                          | JTP                                                     | PTP | JTP                                                 | PTP  | JTP                                                   | PTP  |
| (1)                                                                      | (8)                                                     | (9) | (10)                                                | (11) | (12)                                                  | (13) |
| Aniaya Berat/ <i>Severe Persecution</i>                                  | 50                                                      | 17  | 45                                                  | 28   | 33                                                    | –    |
| Curanmor/ <i>Robbery</i>                                                 | 11                                                      | 2   | 12                                                  | 2    | 4                                                     | –    |
| Korupsi/ <i>Corruption</i>                                               | 1                                                       | –   | 2                                                   | –    | –                                                     | –    |
| Lain-Lain Kejahatan/ Pelanggaran/<br><i>Miscellaneous Crime/ Offense</i> | 5                                                       | 2   | 1                                                   | 1    | 2                                                     | –    |
| Pembakaran/ <i>Burning</i>                                               | 1                                                       | –   | 1                                                   | 1    | 1                                                     | –    |
| Pembalakan Liar/ <i>Illegal logging</i>                                  | –                                                       | –   | 1                                                   | –    | –                                                     | –    |
| Pembunuhan/ <i>Murder</i>                                                | 6                                                       | 1   | 3                                                   | 2    | 4                                                     | –    |
| Pemerasan/ Premanisme/<br><i>Blackmail/ Thugs</i>                        | 2                                                       | –   | 5                                                   | 2    | 12                                                    | 2    |
| Penculikan/ <i>Kidnapping</i>                                            | –                                                       | –   | 3                                                   | 1    | 3                                                     | –    |
| Pencurian Dengan Kekerasan/<br><i>Violent Theft</i>                      | 24                                                      | 1   | 41                                                  | 16   | 36                                                    | 6    |
| Pencurian Dengan Pemberatan/<br><i>Weighted Theft</i>                    | 192                                                     | 36  | 288                                                 | 71   | 230                                                   | 10   |
| Pengerusakan/ <i>Destruction</i>                                         | 5                                                       | 2   | 5                                                   | 1    | 5                                                     | –    |
| Penggelapan/ <i>Embezzlement</i>                                         | 25                                                      | 4   | 25                                                  | 7    | 29                                                    | 1    |
| Penipuan/ <i>Fraud</i>                                                   | 114                                                     | 16  | 75                                                  | 20   | 127                                                   | 4    |
| Perdagangan Orang/ <i>Trafficking in Persons</i>                         | –                                                       | –   | –                                                   | –    | –                                                     | –    |
| Perjudian/ <i>Gambling</i>                                               | 10                                                      | 2   | 9                                                   | 6    | 9                                                     | –    |
| Perkosaan/ <i>Rape</i>                                                   | 8                                                       | 5   | 8                                                   | 6    | 3                                                     | 1    |
| Pertanahan/ <i>Land</i>                                                  | 11                                                      | 5   | 6                                                   | 1    | 11                                                    | –    |
| Senjata Api/ Bahan Peledak/<br><i>Firearms/ Explosives</i>               | –                                                       | –   | –                                                   | –    | –                                                     | –    |
| Senjata Tajam/ <i>Sharp Weapon</i>                                       | 1                                                       | 1   | 5                                                   | 3    | 9                                                     | –    |



Lanjutan Tabel/Continued Table 4.4.4

| Jenis Kejahatan<br><i>Type of Crime</i> | Polres Lampung Selatan<br><i>Res. Police L. Selatan</i> |            | Polres Lampung Timur<br><i>Res. Police L. Timur</i> |            | Polres Lampung Tengah<br><i>Res. Police L. Tengah</i> |           |
|-----------------------------------------|---------------------------------------------------------|------------|-----------------------------------------------------|------------|-------------------------------------------------------|-----------|
|                                         | JTP                                                     | PTP        | JTP                                                 | PTP        | JTP                                                   | PTP       |
| (1)                                     | (8)                                                     | (9)        | (10)                                                | (11)       | (12)                                                  | (13)      |
| Teror Bom/ <i>Bomb Terror</i>           | –                                                       | –          | –                                                   | –          | –                                                     | –         |
| Uang Palsu/ <i>Counterfeit Money</i>    | –                                                       | –          | –                                                   | –          | –                                                     | –         |
| Lainnya/ <i>Others</i>                  | 511                                                     | 93         | 408                                                 | 165        | 381                                                   | 9         |
| <b>Jumlah/Total</b>                     | <b>977</b>                                              | <b>187</b> | <b>943</b>                                          | <b>333</b> | <b>899</b>                                            | <b>33</b> |

Lanjutan Tabel/Continued Table 4.4.4

| Jenis Kejahatan<br><i>Type of Crime</i>                                  | Polres Lampung Utara<br><i>Res. Police L. Utara</i> |      | Polres Way Kanan<br><i>Res. Police Way Kanan</i> |      | Polres Tulang Bawang<br><i>Res. Police Tulang Bawang</i> |      |
|--------------------------------------------------------------------------|-----------------------------------------------------|------|--------------------------------------------------|------|----------------------------------------------------------|------|
|                                                                          | JTP                                                 | PTP  | JTP                                              | PTP  | JTP                                                      | PTP  |
| (1)                                                                      | (14)                                                | (15) | (16)                                             | (17) | (18)                                                     | (19) |
| Aniaya Berat/ <i>Severe Persecution</i>                                  | 112                                                 | 12   | 16                                               | –    | 32                                                       | 12   |
| Curanmor/ <i>Robbery</i>                                                 | 34                                                  | 1    | 22                                               | –    | 9                                                        | 1    |
| Korupsi/ <i>Corruption</i>                                               | –                                                   | –    | 1                                                | –    | 1                                                        | –    |
| Lain-Lain Kejahatan/ Pelanggaran/<br><i>Miscellaneous Crime/ Offense</i> | 4                                                   | –    | –                                                | –    | 2                                                        | 1    |
| Pembakaran/ <i>Burning</i>                                               | 1                                                   | –    | 1                                                | –    | 2                                                        | –    |
| Pembalakan Liar/ <i>Illegal logging</i>                                  | 1                                                   | –    | 6                                                | –    | –                                                        | –    |
| Pembunuhan/ <i>Murder</i>                                                | 3                                                   | 1    | 3                                                | –    | 3                                                        | –    |
| Pemerasan/ Premanisme/<br><i>Blackmail/ Thugs</i>                        | 1                                                   | –    | 5                                                | –    | 2                                                        | –    |
| Penculikan/ <i>Kidnapping</i>                                            | 2                                                   | –    | –                                                | –    | 1                                                        | –    |
| Pencurian Dengan Kekerasan/<br><i>Violent Theft</i>                      | 27                                                  | 2    | 12                                               | –    | 21                                                       | 6    |
| Pencurian Dengan Pemberatan/<br><i>Weighted Theft</i>                    | 279                                                 | 32   | 74                                               | 1    | 121                                                      | 30   |
| Pengerusakan/ <i>Destruction</i>                                         | 14                                                  | –    | 3                                                | –    | 4                                                        | –    |
| Penggelapan/ <i>Embezzlement</i>                                         | 24                                                  | –    | 18                                               | –    | 20                                                       | 7    |
| Penipuan/ <i>Fraud</i>                                                   | 121                                                 | 8    | 19                                               | –    | 36                                                       | 4    |
| Perdagangan Orang/ <i>Trafficking in Persons</i>                         | –                                                   | –    | –                                                | –    | –                                                        | –    |
| Perjudian/ <i>Gambling</i>                                               | 23                                                  | 14   | 1                                                | –    | 13                                                       | 2    |
| Perkosaan/ <i>Rape</i>                                                   | 6                                                   | 2    | 1                                                | –    | 3                                                        | 1    |
| Pertanahan/ <i>Land</i>                                                  | 4                                                   | 1    | 1                                                | –    | 4                                                        | 1    |
| Senjata Api/ Bahan Peledak/<br><i>Firearms/ Explosives</i>               | –                                                   | –    | –                                                | –    | –                                                        | –    |
| Senjata Tajam/ <i>Sharp Weapon</i>                                       | 2                                                   | –    | 2                                                | –    | 3                                                        | 1    |

Lanjutan Tabel/Continued Table 4.4.4

| Jenis Kejahatan<br>Type of Crime | Polres Lampung Utara<br>Res. Police L. Utara |            | Polres Way Kanan<br>Res. Police Way Kanan |           | Polres Tulang Bawang<br>Res. Police Tulang Bawang |            |
|----------------------------------|----------------------------------------------|------------|-------------------------------------------|-----------|---------------------------------------------------|------------|
|                                  | JTP                                          | PTP        | JTP                                       | PTP       | JTP                                               | PTP        |
| (1)                              | (14)                                         | (15)       | (16)                                      | (17)      | (18)                                              | (19)       |
| Teror Bom/Bomb Terror            | –                                            | –          | –                                         | –         | –                                                 | –          |
| Uang Palsu/Counterfeit Money     | 1                                            | –          | –                                         | –         | –                                                 | –          |
| Lainnya/Others                   | 459                                          | 46         | 198                                       | 9         | 273                                               | 67         |
| <b>Jumlah/Total</b>              | <b>1 118</b>                                 | <b>119</b> | <b>383</b>                                | <b>10</b> | <b>550</b>                                        | <b>133</b> |

Lanjutan Tabel/*Continued Table 4.4.4*

| Jenis Kejahatan<br><i>Type of Crime</i>                                  | Polres Pesawaran<br><i>Res. Police Pesawaran</i> |      | Polres Pringsewu<br><i>Res. Police Pringsewu</i> |      | Polres Mesuji<br><i>Res. Police Mesuji</i> |      |
|--------------------------------------------------------------------------|--------------------------------------------------|------|--------------------------------------------------|------|--------------------------------------------|------|
|                                                                          | JTP                                              | PTP  | JTP                                              | PTP  | JTP                                        | PTP  |
| (1)                                                                      | (20)                                             | (21) | (22)                                             | (23) | (24)                                       | (25) |
| Aniaya Berat/ <i>Severe Persecution</i>                                  | 22                                               | 4    | 2                                                | 2    | 22                                         | 4    |
| Curanmor/ <i>Robbery</i>                                                 | 2                                                | –    | 11                                               | 2    | 3                                          | –    |
| Korupsi/ <i>Corruption</i>                                               | 1                                                | –    | –                                                | –    | 1                                          | –    |
| Lain-Lain Kejahatan/ Pelanggaran/<br><i>Miscellaneous Crime/ Offense</i> | –                                                | –    | –                                                | –    | 2                                          | –    |
| Pembakaran/ <i>Burning</i>                                               | –                                                | –    | –                                                | –    | 1                                          | –    |
| Pembalakan Liar/ <i>Illegal logging</i>                                  | 1                                                | 1    | –                                                | –    | –                                          | –    |
| Pembunuhan/ <i>Murder</i>                                                | 2                                                | –    | –                                                | 1    | –                                          | –    |
| Pemerasan/ Premanisme/<br><i>Blackmail/ Thugs</i>                        | 3                                                | –    | 2                                                | –    | 10                                         | 2    |
| Penculikan/ <i>Kidnapping</i>                                            | –                                                | –    | –                                                | –    | 1                                          | –    |
| Pencurian Dengan Kekerasan/<br><i>Violent Theft</i>                      | 10                                               | 5    | 3                                                | 4    | 3                                          | –    |
| Pencurian Dengan Pemberatan/<br><i>Weighted Theft</i>                    | 71                                               | 3    | 41                                               | 12   | 65                                         | 19   |
| Pengerusakan/ <i>Destruction</i>                                         | 3                                                | –    | –                                                | –    | 4                                          | –    |
| Penggelapan/ <i>Embezzlement</i>                                         | 10                                               | 2    | 3                                                | –    | 10                                         | 2    |
| Penipuan/ <i>Fraud</i>                                                   | 27                                               | 4    | 15                                               | 5    | 19                                         | 3    |
| Perdagangan Orang/ <i>Trafficking in<br/>Persons</i>                     | –                                                | –    | –                                                | –    | –                                          | –    |
| Perjudian/ <i>Gambling</i>                                               | 3                                                | 1    | 8                                                | –    | 2                                          | –    |
| Perkosaan/ <i>Rape</i>                                                   | 1                                                | –    | 2                                                | 3    | 2                                          | 2    |
| Pertanahan/ <i>Land</i>                                                  | 1                                                | –    | –                                                | –    | 6                                          | 3    |
| Senjata Api/ Bahan Peledak/<br><i>Firearms/ Explosives</i>               | –                                                | –    | –                                                | –    | 1                                          | –    |
| Senjata Tajam/ <i>Sharp Weapon</i>                                       | 1                                                | –    | –                                                | –    | 2                                          | –    |

Lanjutan Tabel/Continued Table 4.4.4

| Jenis Kejahatan<br>Type of Crime     | Polres Pesawaran<br>Res. Police Pesawaran |           | Polres Pringsewu<br>Res. Police Pringsewu |           | Polres Mesuji<br>Res. Police Mesuji |           |
|--------------------------------------|-------------------------------------------|-----------|-------------------------------------------|-----------|-------------------------------------|-----------|
|                                      | JTP                                       | PTP       | JTP                                       | PTP       | JTP                                 | PTP       |
| (1)                                  | (20)                                      | (21)      | (22)                                      | (23)      | (24)                                | (25)      |
| Teror Bom/ <i>Bomb Terror</i>        | –                                         | –         | –                                         | –         | –                                   | –         |
| Uang Palsu/ <i>Counterfeit Money</i> | –                                         | –         | –                                         | –         | –                                   | –         |
| Lainnya/ <i>Others</i>               | 216                                       | 10        | 181                                       | 60        | 169                                 | 63        |
| <b>Jumlah/Total</b>                  | <b>375</b>                                | <b>30</b> | <b>268</b>                                | <b>89</b> | <b>323</b>                          | <b>98</b> |

Lanjutan Tabel/Continued Table 4.4.4

| Jenis Kejahatan<br><i>Type of Crime</i>                                  | Polres Tulang Bawang Barat<br><i>Res.Police Tulang Bawang Barat</i> |      | Polres Bandar Lampung<br><i>Res.Police Bandar Lampung</i> |      |
|--------------------------------------------------------------------------|---------------------------------------------------------------------|------|-----------------------------------------------------------|------|
|                                                                          | JTP                                                                 | PTP  | JTP                                                       | PTP  |
| (1)                                                                      | (26)                                                                | (27) | (28)                                                      | (29) |
| Aniaya Berat/ <i>Severe Persecution</i>                                  | 31                                                                  | 9    | 268                                                       | 18   |
| Curanmor/ <i>Robbery</i>                                                 | 10                                                                  | 2    | 417                                                       | 3    |
| Korupsi/ <i>Corruption</i>                                               | 1                                                                   | –    | –                                                         | –    |
| Lain-Lain Kejahatan/ Pelanggaran/<br><i>Miscellaneous Crime/ Offense</i> | –                                                                   | 1    | 4                                                         | –    |
| Pembakaran/ <i>Burning</i>                                               | 1                                                                   | 1    | 3                                                         | –    |
| Pembalakan Liar/ <i>Illegal logging</i>                                  | –                                                                   | –    | –                                                         | –    |
| Pembunuhan/ <i>Murder</i>                                                | –                                                                   | –    | 3                                                         | 1    |
| Pemerasan/ Premanisme/<br><i>Blackmail/ Thugs</i>                        | 1                                                                   | 1    | 2                                                         | 1    |
| Penculikan/ <i>Kidnapping</i>                                            | –                                                                   | –    | 1                                                         | –    |
| Pencurian Dengan Kekerasan/<br><i>Violent Theft</i>                      | 8                                                                   | 1    | 59                                                        | 4    |
| Pencurian Dengan Pemberatan/<br><i>Weighted Theft</i>                    | 138                                                                 | 50   | 250                                                       | 27   |
| Pengerusakan/ <i>Destruction</i>                                         | –                                                                   | –    | 16                                                        | 1    |
| Penggelapan/ <i>Embezzlement</i>                                         | 2                                                                   | –    | 254                                                       | 4    |
| Penipuan/ <i>Fraud</i>                                                   | 18                                                                  | 2    | 379                                                       | 4    |
| Perdagangan Orang/ <i>Trafficking in<br/>Persons</i>                     | –                                                                   | –    | 3                                                         | –    |
| Perjudian/ <i>Gambling</i>                                               | 6                                                                   | 5    | 17                                                        | 3    |
| Perkosaan/ <i>Rape</i>                                                   | 6                                                                   | 6    | 6                                                         | –    |
| Pertanahan/ <i>Land</i>                                                  | 2                                                                   | –    | 19                                                        | –    |
| Senjata Api/ Bahan Peledak/<br><i>Firearms/ Explosives</i>               | –                                                                   | –    | –                                                         | –    |
| Senjata Tajam/ <i>Sharp Weapon</i>                                       | 1                                                                   | 1    | 27                                                        | –    |

Lanjutan Tabel/Continued Table 4.4.4

| Jenis Kejahatan<br>Type of Crime     | Polres Tulang Bawang Barat<br>Res.Police Tulang Bawang Barat |            | Polres Bandar Lampung<br>Res.Police Bandar Lampung |            |
|--------------------------------------|--------------------------------------------------------------|------------|----------------------------------------------------|------------|
|                                      | JTP                                                          | PTP        | JTP                                                | PTP        |
| (1)                                  | (26)                                                         | (27)       | (28)                                               | (29)       |
| Teror Bom/ <i>Bomb Terror</i>        | –                                                            | –          | –                                                  | –          |
| Uang Palsu/ <i>Counterfeit Money</i> | –                                                            | –          | –                                                  | –          |
| Lainnya/ <i>Others</i>               | 164                                                          | 62         | 816                                                | 64         |
| <b>Jumlah/Total</b>                  | <b>389</b>                                                   | <b>141</b> | <b>2 544</b>                                       | <b>130</b> |

Lanjutan Tabel/Continued Table 4.4.4

| Jenis Kejahatan<br><i>Type of Crime</i>                                  | Polres Metro<br><i>Res. Police Metro</i> |      | Jumlah<br><i>Total</i> |      |
|--------------------------------------------------------------------------|------------------------------------------|------|------------------------|------|
|                                                                          | JTP                                      | PTP  | JTP                    | PTP  |
| (1)                                                                      | (30)                                     | (31) | (32)                   | (33) |
| Aniaya Berat/ <i>Severe Persecution</i>                                  | 50                                       | 26   | 783                    | 210  |
| Curanmor/ <i>Robbery</i>                                                 | 5                                        | 4    | 608                    | 20   |
| Korupsi/ <i>Corruption</i>                                               | 1                                        | –    | 10                     | –    |
| Lain-Lain Kejahatan/ Pelanggaran/<br><i>Miscellaneous Crime/ Offense</i> | –                                        | 1    | 28                     | 8    |
| Pembakaran/ <i>Burning</i>                                               | –                                        | 1    | 13                     | 3    |
| Pembalakan Liar/ <i>Illegal logging</i>                                  | –                                        | –    | 12                     | 1    |
| Pembunuhan/ <i>Murder</i>                                                | –                                        | –    | 30                     | 6    |
| Pemerasan/ Premanisme/<br><i>Blackmail/ Thugs</i>                        | 1                                        | –    | 49                     | 8    |
| Penculikan/ <i>Kidnapping</i>                                            | –                                        | –    | 13                     | 1    |
| Pencurian Dengan Kekerasan/<br><i>Violent Theft</i>                      | 11                                       | 4    | 298                    | 63   |
| Pencurian Dengan Pemberatan/<br><i>Weighted Theft</i>                    | 152                                      | 46   | 2 159                  | 408  |
| Pengerusakan/ <i>Destruction</i>                                         | 3                                        | 1    | 67                     | 5    |
| Penggelapan/ <i>Embezzlement</i>                                         | 33                                       | 8    | 506                    | 36   |
| Penipuan/ <i>Fraud</i>                                                   | 81                                       | 64   | 1 257                  | 168  |
| Perdagangan Orang/ <i>Trafficking in Persons</i>                         | –                                        | –    | 3                      | –    |
| Perjudian/ <i>Gambling</i>                                               | 6                                        | 4    | 134                    | 47   |
| Perkosaan/ <i>Rape</i>                                                   | 3                                        | 3    | 61                     | 35   |
| Pertanahan/ <i>Land</i>                                                  | –                                        | –    | 90                     | 13   |
| Senjata Api/ Bahan Peledak/<br><i>Firearms/ Explosives</i>               | –                                        | –    | 1                      | –    |
| Senjata Tajam/ <i>Sharp Weapon</i>                                       | 2                                        | 2    | 59                     | 10   |



Lanjutan Tabel/*Continued Table 4.4.4*

| Jenis Kejahatan<br><i>Type of Crime</i> | Polres Metro<br><i>Res. Police Metro</i> |             | Jumlah<br><i>Total</i> |              |
|-----------------------------------------|------------------------------------------|-------------|------------------------|--------------|
|                                         | JTP<br>(30)                              | PTP<br>(31) | JTP<br>(32)            | PTP<br>(33)  |
| Teror Bom/ <i>Bomb Terror</i>           | –                                        | –           | –                      | –            |
| Uang Palsu/ <i>Counterfeit Money</i>    | –                                        | –           | 3                      | –            |
| Lainnya/ <i>Others</i>                  | 277                                      | 165         | 4 838                  | 1 066        |
| <b>Jumlah/Total</b>                     | <b>672</b>                               | <b>329</b>  | <b>11 022</b>          | <b>2 108</b> |

Sumber/*Source*: Kepolisian Daerah Provinsi Lampung/*State Police of Lampung Province*

**Tabel**  
**Table 4.4.5****Banyaknya Kecelakaan Lalu Lintas, Korban dan Kerugiannya Menurut Wilayah Kepolisian di Provinsi Lampung Tahun 2021 dan 2022**  
**Number of Traffic Accidents Victims and Its Lost by Resort in Lampung Province, 2021 and 2022**

| Polres / Polresta<br>Regional/Resort Police                    | Jumlah Kecelakaan<br>Number of Accident |      |                         |      |                                 |      |
|----------------------------------------------------------------|-----------------------------------------|------|-------------------------|------|---------------------------------|------|
|                                                                | Jumlah Kecelakaan<br>Number of Accident |      | Meninggal Dunia<br>Dead |      | Luka Berat<br>Seriously Injured |      |
|                                                                | 2021                                    | 2022 | 2021                    | 2022 | 2021                            | 2022 |
| (1)                                                            | (2)                                     | (3)  | (4)                     | (5)  | (6)                             | (7)  |
| Polres Lampung Barat/Resort<br>Police of Lampung Barat         | 98                                      | 98   | 41                      | 45   | 13                              | 72   |
| Polres Tanggamus/ Resort<br>Police of Tanggamus                | 99                                      | 114  | 35                      | 40   | 36                              | 63   |
| Polres Lampung Selatan/<br>Resort Police of Lampung<br>Selatan | 279                                     | 302  | 101                     | 121  | 236                             | 247  |
| Polres Lampung Timur/Resort<br>Police of Lampung Timur         | 193                                     | 184  | 103                     | 91   | 69                              | 127  |
| Polres Lampung Tengah/<br>Resort Police of Lampung<br>Tengah   | 214                                     | 275  | 101                     | 95   | 163                             | 189  |
| Polres Lampung Utara/Resort<br>Police of Lampung Utara         | 176                                     | 187  | 39                      | 62   | 82                              | 101  |
| Polres Way Kanan/Resort<br>Police of Way Kanan                 | 88                                      | 94   | 27                      | 24   | 54                              | 78   |
| Polres Tulang Bawang/Resort<br>Police of Tulang Bawang         | 87                                      | 103  | 35                      | 40   | 45                              | 69   |
| Polres Pesawaran/Resort<br>Police of Pesawaran                 | 74                                      | 73   | 35                      | 21   | 9                               | 18   |
| Polres Pringsewu/Resort<br>Police of Pringsewu                 | 91                                      | 103  | 25                      | 37   | 53                              | 34   |
| Polres Mesuji/Resort Police<br>of Mesuji                       | 31                                      | 51   | 29                      | 31   | 4                               | 14   |

Lanjutan Tabel/Continued Table 4.4.5

| Polres / Polresta<br>Regional/Resort Police                            | Jumlah Kecelakaan<br>Number of Accident |              |                         |            |                                 |              |
|------------------------------------------------------------------------|-----------------------------------------|--------------|-------------------------|------------|---------------------------------|--------------|
|                                                                        | Jumlah Kecelakaan<br>Number of Accident |              | Meninggal Dunia<br>Dead |            | Luka Berat<br>Seriously Injured |              |
|                                                                        | 2021                                    | 2022         | 2021                    | 2022       | 2021                            | 2022         |
| (1)                                                                    | (2)                                     | (3)          | (4)                     | (5)        | (6)                             | (7)          |
| Polres Tulang Bawang Barat/<br>Resort Police of Tulang<br>Bawang Barat | 44                                      | 62           | 25                      | 23         | 20                              | 52           |
| Poltabes Bandar Lampung/<br>Regional Police of Bandar<br>Lampung       | 175                                     | 186          | 63                      | 67         | 8                               | 12           |
| Polres Metro/Resort Police<br>of Metro                                 | 89                                      | 78           | 9                       | 11         | 1                               | 6            |
| <b>Jumlah/Total</b>                                                    | <b>1 738</b>                            | <b>1 900</b> | <b>668</b>              | <b>708</b> | <b>793</b>                      | <b>1 082</b> |

Lanjutan Tabel/Continued Table 4.4.5

| Polres / Polresta<br>Regional/Resort Police                    | Jumlah Kecelakaan<br>Number of Accident |      | Jumlah Kerugian (000 Rupiah)<br>Loss Value (000 Rupiahs) |           |
|----------------------------------------------------------------|-----------------------------------------|------|----------------------------------------------------------|-----------|
|                                                                | Luka Ringan<br>Slightly Injured         |      | 2021                                                     | 2022      |
|                                                                | 2021                                    | 2022 |                                                          |           |
| (1)                                                            | (2)                                     | (3)  | (4)                                                      | (5)       |
| Polres Lampung Barat/Resort<br>Police of Lampung Barat         | 70                                      | 80   | 158 100                                                  | 70 000    |
| Polres Tanggamus/ Resort<br>Police of Tanggamus                | 116                                     | 98   | 347 600                                                  | 281 900   |
| Polres Lampung Selatan/<br>Resort Police of Lampung<br>Selatan | 233                                     | 225  | 2 772 950                                                | 3 018 950 |
| Polres Lampung Timur/Resort<br>Police of Lampung Timur         | 157                                     | 103  | 762 800                                                  | 679 450   |
| Polres Lampung Tengah/<br>Resort Police of Lampung<br>Tengah   | 109                                     | 190  | 1 751 400                                                | 1 700 500 |
| Polres Lampung Utara/Resort<br>Police of Lampung Utara         | 210                                     | 200  | 939 151                                                  | 632 400   |
| Polres Way Kanan/Resort<br>Police of Way Kanan                 | 72                                      | 77   | 375 400                                                  | 276 800   |
| Polres Tulang Bawang/Resort<br>Police of Tulang Bawang         | 84                                      | 101  | 550 600                                                  | 1 170 600 |
| Polres Pesawaran/Resort<br>Police of Pesawaran                 | 102                                     | 91   | 396 750                                                  | 281 700   |
| Polres Pringsewu/Resort<br>Police of Pringsewu                 | 91                                      | 108  | 154 250                                                  | 143 950   |
| Polres Mesuji/Resort Police<br>of Mesuji                       | 31                                      | 73   | 295 300                                                  | 515 400   |

Lanjutan Tabel/Continued Table 4.4.5

| Polres / Polresta<br>Regional/Resort Police                            | Jumlah Kecelakaan<br>Number of Accident |              | Jumlah Kerugian (000 Rupiah)<br>Loss Value (000 Rupiahs) |                   |
|------------------------------------------------------------------------|-----------------------------------------|--------------|----------------------------------------------------------|-------------------|
|                                                                        | Luka Ringan<br>Slightly Injured         |              | 2021                                                     | 2022              |
|                                                                        | 2021                                    | 2022         | 2021                                                     | 2022              |
| (1)                                                                    | (2)                                     | (3)          | (4)                                                      | (5)               |
| Polres Tulang Bawang Barat/<br>Resort Police of Tulang<br>Bawang Barat | 22                                      | 37           | 444 500                                                  | 542 500           |
| Poltabs Bandar Lampung/<br>Regional Police of Bandar<br>Lampung        | 197                                     | 21           | 453 500                                                  | 639 400           |
| Polres Metro/Resort Police<br>of Metro                                 | 123                                     | 134          | 107 000                                                  | 145 550           |
| <b>Jumlah/Total</b>                                                    | <b>1 617</b>                            | <b>1 736</b> | <b>9 509 301</b>                                         | <b>10 099 100</b> |

Sumber/Source: Kepolisian Daerah Lampung//State Police of Lampung Province

**Tabel**  
**Table 4.4.6****Banyaknya Tahanan di Pemasyarakatan/Rumah Tahanan  
Provinsi Lampung, 31 Desember 2022**  
**Number of Prisoners in Penitentiary/House of Detention in  
Lampung Province, 2021, 31 December 2022**

| Lembaga Pemasyarakatan<br><i>Prison Institution</i> | Kategori Penghuni/ <i>Category of Inmates</i> |     |     |     |     |     | Jumlah<br><i>Total</i> |
|-----------------------------------------------------|-----------------------------------------------|-----|-----|-----|-----|-----|------------------------|
|                                                     | DL                                            | DP  | TD  | AL  | AP  | TA  |                        |
| (1)                                                 | (2)                                           | (3) | (4) | (5) | (6) | (7) | (8)                    |
| LAPAS KELAS I BANDAR LAMPUNG                        | –                                             | –   | –   | –   | –   | –   | –                      |
| LAPAS KELAS II A KALIANDA                           | 159                                           | –   | 159 | 3   | –   | 3   | 162                    |
| LAPAS KELAS II A KOTABUMI                           | 12                                            | –   | 12  | –   | –   | –   | 12                     |
| LAPAS KELAS II A METRO                              | 66                                            | 8   | 74  | –   | –   | –   | 74                     |
| LAPAS KELAS II B GUNUNG SUGIH                       | 134                                           | 3   | 137 | –   | –   | –   | 137                    |
| LAPAS KELAS II B KOTA AGUNG                         | –                                             | 7   | 7   | 12  | –   | 12  | 19                     |
| LAPAS KELAS II B WAYKANAN                           | 66                                            | 1   | 67  | 1   | –   | 1   | 68                     |
| LAPAS NARKOTIKA KELAS II A<br>BANDAR LAMPUNG        | –                                             | –   | –   | –   | –   | –   | –                      |
| LAPAS PEREMPUAN KELAS II A<br>BANDAR LAMPUNG        | –                                             | 24  | 24  | –   | –   | –   | 24                     |
| LPKA KELAS II BANDAR LAMPUNG                        | –                                             | –   | –   | 2   | –   | 2   | 2                      |
| RUTAN KELAS I BANDAR<br>LAMPUNG                     | 670                                           | –   | 670 | –   | –   | –   | 670                    |
| RUTAN KELAS II B KOTA AGUNG                         | 162                                           | –   | 162 | –   | –   | –   | 162                    |
| RUTAN KELAS II B KOTABUMI                           | 119                                           | 3   | 122 | –   | –   | –   | 122                    |
| RUTAN KELAS II B KRUI                               | 41                                            | –   | 41  | 4   | –   | 4   | 45                     |

Lanjutan Tabel/*Continued Table 4.4.6*

| Lembaga Pemasyarakatan<br><i>Prison Institution</i> | Kategori Penghuni/ <i>Category of Inmates</i> |           |              |           |          |           | Jumlah<br><i>Total</i> |
|-----------------------------------------------------|-----------------------------------------------|-----------|--------------|-----------|----------|-----------|------------------------|
|                                                     | DL                                            | DP        | TD           | AL        | AP       | TA        |                        |
| (1)                                                 | (2)                                           | (3)       | (4)          | (5)       | (6)      | (7)       | (8)                    |
| RUTAN KELAS II B MENGGALA                           | 266                                           | 11        | 277          | 4         | –        | 4         | 281                    |
| RUTAN KELAS II B SUKADANA                           | 139                                           | 3         | 142          | 3         | –        | 3         | 145                    |
| <b>Jumlah/Total</b>                                 | <b>1 834</b>                                  | <b>60</b> | <b>1 894</b> | <b>29</b> | <b>–</b> | <b>29</b> | <b>1 923</b>           |

Catatan/Note: DL : Dewasa Laki-laki/ *Man*  
 DP : Dewasa Perempuan/ *Woman*  
 TD : Tahan Dewasa/ *Adult Prisoner*  
 AL : Anak Laki-Laki/ *Boy*  
 AP : Anak Perempuan/ *Girl*  
 TA : Tahanan Anak/ *Child Prisoner*

Catatan/Note: -

Sumber/Source: Kantor Wilayah Departemen Kehakiman dan HAM Provinsi Lampung/ *Regional Office Justice Department of Lampung Province*

**Tabel**  
**Table 4.4.7****Banyaknya Narapidana di Pemasyarakatan / Rumah  
Tahanan Provinsi Lampung, 31 Desember 2022**  
**Number of Inmates in Penitentiary / House of Detention in  
Lampung Province, 31 December 2022**

| Lembaga Pemasyarakatan<br><i>Prison Institution</i> | Kategori Penghuni/ <i>Category of Inmates</i> |     |       |      |     |     | Total |
|-----------------------------------------------------|-----------------------------------------------|-----|-------|------|-----|-----|-------|
|                                                     | DL                                            | DP  | ND    | d8AL | AP  | NA  |       |
| (1)                                                 | (2)                                           | (3) | (4)   | (5)  | (6) | (7) | (8)   |
| LAPAS KELAS I BANDAR LAMPUNG                        | 1 106                                         | –   | 1 106 | –    | –   | –   | 1 106 |
| LAPAS KELAS II A KALIANDA                           | 665                                           | 1   | 666   | –    | 1   | 1   | 667   |
| LAPAS KELAS II A KOTABUMI                           | 533                                           | –   | 533   | –    | –   | –   | 533   |
| LAPAS KELAS II A METRO                              | 526                                           | 2   | 528   | –    | –   | –   | 528   |
| LAPAS KELAS II B GUNUNG SUGIH                       | 518                                           | 4   | 522   | –    | –   | –   | 522   |
| LAPAS KELAS II B KOTA AGUNG                         | 446                                           | 2   | 448   | –    | –   | –   | 448   |
| LAPAS KELAS II B WAYKANAN                           | 524                                           | 3   | 527   | 3    | –   | 3   | 530   |
| LAPAS NARKOTIKA KELAS II A<br>BANDAR LAMPUNG        | 963                                           | –   | 963   | –    | –   | –   | 963   |
| LAPAS PEREMPUAN KELAS II A<br>BANDAR LAMPUNG        | –                                             | 221 | 221   | –    | –   | –   | 221   |
| LPKA KELAS II BANDAR LAMPUNG                        | 46                                            | –   | 46    | 67   | –   | 67  | 113   |
| RUTAN KELAS I BANDAR<br>LAMPUNG                     | 488                                           | –   | 488   | –    | –   | –   | 488   |
| RUTAN KELAS II B KOTA AGUNG                         | 159                                           | –   | 159   | –    | –   | –   | 159   |
| RUTAN KELAS II B KOTABUMI                           | 232                                           | 7   | 239   | –    | –   | –   | 239   |
| RUTAN KELAS II B KRUI                               | 150                                           | 1   | 151   | 9    | –   | 9   | 160   |



Lanjutan Tabel/*Continued Table 4.4.7*

| Lembaga Pemasyarakatan<br><i>Prison Institution</i> | Kategori Penghuni/ <i>Category of Inmates</i> |            |              |           |          |           | Total        |
|-----------------------------------------------------|-----------------------------------------------|------------|--------------|-----------|----------|-----------|--------------|
|                                                     | DL                                            | DP         | ND           | d8AL      | AP       | NA        |              |
| (1)                                                 | (2)                                           | (3)        | (4)          | (5)       | (6)      | (7)       | (8)          |
| RUTAN KELAS II B MENGGALA                           | 135                                           | –          | 135          | –         | –        | –         | 135          |
| RUTAN KELAS II B SUKADANA                           | 396                                           | 6          | 402          | –         | –        | –         | 402          |
| <b>Jumlah</b>                                       | <b>6 887</b>                                  | <b>247</b> | <b>7 134</b> | <b>79</b> | <b>1</b> | <b>80</b> | <b>7 214</b> |

Catatan/*Note*: DL : Dewasa Laki-laki/ *Man*  
 DP : Dewasa Perempuan/ *Woman*  
 ND : Narapidana Dewasa/ *Adult Prisoner*  
 AL : Anak Laki-Laki/ *Boy*  
 AP : Anak Perempuan/ *Girl*  
 NA : Narapidana Anak/ *Child Prisoner*

Sumber/*Source*: Kantor Wilayah Departemen Kehakiman dan HAM Provinsi Lampung/ *Regional Office Justice Department of Lampung Province*

**Tabel**  
**Table 4.4.8**

**Jumlah Perkara Perdata Berhasil dimediasi Pengadilan Negeri se-wilayah Hukum Pengadilan Tinggi Tanjung Karang, 2022**  
***Number of Civil Cases Successfully Settled Through Mediation by High Court of Tanjung Karang and High Court within The Area of Jurisdiction of High Court of Tanjung Karang, 2022***

| <b>Pengadilan Tinggi<br/>High Court</b> | <b>Jumlah Mediasi<br/>Number of Mediations</b> | <b>Jumlah Mediasi<br/>Yang Berhasil<br/>Number of<br/>Successful<br/>Mediations</b> | <b>Presentase<br/>Mediasi Yang<br/>Berhasil (%)<br/>Percentage<br/>of Successful<br/>Mediation (%)</b> |
|-----------------------------------------|------------------------------------------------|-------------------------------------------------------------------------------------|--------------------------------------------------------------------------------------------------------|
| (1)                                     | (2)                                            | (3)                                                                                 | (4)                                                                                                    |
| Tanjung Karang                          | 159                                            | 11                                                                                  | 6,91                                                                                                   |
| Metro                                   | 16                                             | –                                                                                   | –                                                                                                      |
| Kotabumi                                | 31                                             | 3                                                                                   | 10,00                                                                                                  |
| Kalianda                                | 39                                             | 5                                                                                   | 13,00                                                                                                  |
| Liwa                                    | 9                                              | –                                                                                   | –                                                                                                      |
| Menggala                                | 29                                             | 1                                                                                   | 3,45                                                                                                   |
| Gunung Sugih                            | 43                                             | 2                                                                                   | 5,00                                                                                                   |
| Sukadana                                | 19                                             | 1                                                                                   | 0,19                                                                                                   |
| Blambangan Umpu                         | 20                                             | 1                                                                                   | 5,00                                                                                                   |
| Kota Agung                              | 19                                             | 4                                                                                   | 21,00                                                                                                  |
| Gedong Tataan                           | 15                                             | 2                                                                                   | 13,33                                                                                                  |
| <b>Jumlah</b>                           | <b>399</b>                                     | <b>30</b>                                                                           | <b>77,89</b>                                                                                           |

Sumber/Source: Pengadilan Tinggi Tanjungkarang/ High Court of Tanjungkarang

**Tabel**  
**Table 4.4.9**

**Jumlah Perkara Anak Yang Berhasil Melalui Diversi  
Pengadilan Pengadilan Tinggi Negeri se Wilayah Hukum  
Pengadilan Tinggi Tanjung Karang, 2022**  
*Number of child cases Settled through Diversion by High  
Court within their Area of Jurisdiction of High Court Tanjung  
Karang, 2022*

| Pengadilan Tinggi<br>High Court | Jumlah Perkara<br>Pidana Anak<br>Number of Child<br>Cases | Jumlah<br>Perkara Diversi<br>Number of<br>Diversion Cases | Jumlah Perkara<br>Diversi Yang<br>Berhasil<br>Number of<br>Successful<br>Diversion Cases | Presentase<br>Perkara Diversi<br>Yang Berhasil (%)<br>Percentage<br>of Successful<br>Diversion Cases<br>(%) |
|---------------------------------|-----------------------------------------------------------|-----------------------------------------------------------|------------------------------------------------------------------------------------------|-------------------------------------------------------------------------------------------------------------|
| (1)                             | (2)                                                       | (3)                                                       | (4)                                                                                      | (5)                                                                                                         |
| Tanjung Karang                  | 74                                                        | 9                                                         | 5                                                                                        | 55,00                                                                                                       |
| Metro                           | 16                                                        | 3                                                         | 3                                                                                        | 100,00                                                                                                      |
| Kotabumi                        | 13                                                        | —                                                         | —                                                                                        | —                                                                                                           |
| Kalianda                        | 25                                                        | 6                                                         | 1                                                                                        | 16,60                                                                                                       |
| Liwa                            | 12                                                        | —                                                         | —                                                                                        | —                                                                                                           |
| Menggala                        | 24                                                        | 5                                                         | 4                                                                                        | 80,00                                                                                                       |
| Gunung Sugih                    | 25                                                        | 4                                                         | 4                                                                                        | 100,00                                                                                                      |
| Sukadana                        | 35                                                        | 5                                                         | 4                                                                                        | 80,00                                                                                                       |
| Blambangan Umpu                 | 22                                                        | 9                                                         | 7                                                                                        | 77,77                                                                                                       |
| Kota Agung                      | 24                                                        | 1                                                         | 1                                                                                        | 4,16                                                                                                        |
| Gedong Tataan                   | 15                                                        | —                                                         | —                                                                                        | —                                                                                                           |
| <b>Jumlah</b>                   | <b>285</b>                                                | <b>42</b>                                                 | <b>29</b>                                                                                | <b>69,05</b>                                                                                                |

Sumber/Source: Pengadilan Tinggi Tanjungkarang/ High Court of Tanjungkarang

**Tabel**  
**Table 4.4.10****Jumlah Paspor RI yang Dikeluarkan Kantor Imigrasi  
Provinsi Lampung, 2021–2022**  
**Number of Pasport of RI Issued by First Class Immigration  
Office of Lampung Province, 2021–2022**

| Kantor<br>Office                       | 2021            |                 |                 | 2022            |                 |                 |
|----------------------------------------|-----------------|-----------------|-----------------|-----------------|-----------------|-----------------|
|                                        | 48 Hal<br>Pages | 24 Hal<br>Pages | Jumlah<br>Total | 48 Hal<br>Pages | 24 Hal<br>Pages | Jumlah<br>Total |
| (1)                                    | (2)             | (3)             | (4)             | (6)             | (7)             | (8)             |
| Kantor Imigrasi Kelas I Bandar Lampung | 4 404           | –               | 4 404           | 28 455          | –               | 28 455          |
| Kantor Imigrasi Kelas III Kalianda     | 4 179           | –               | 4 179           | 16 433          | –               | 16 433          |
| Kantor Imigrasi Kelas III Kotabumi     | 1 692           | 175             | 1 867           | 11 917          | –               | 11 917          |
| <b>Lampung</b>                         | <b>10 286</b>   | <b>175</b>      | <b>10 461</b>   | <b>56 805</b>   | <b>–</b>        | <b>56 805</b>   |

Sumber/Source: Kantor Imigrasi Klas I Bandar Lampung, Kantor Imigrasi Kelas II Kotabumi, Kantor Imigrasi Kelas III Kalianda/ *Office of The Immigration Class I Bandar Lampung, Class III Kotabumi, Class III Kalianda*

**Tabel**  
**Table** 4.4.11**Jumlah Warga Negara Asing Yang Tercatat di Kantor Imigrasi se- Provinsi Lampung, 2022**  
**Number of Foreign Citizens Registered at Immigration Office in Lampung Province, 2022**

| Warganegara<br><i>Citizens</i> | KANIM KELAS I TPI<br>BANDAR LAMPUNG |       |                        | KANIM KELAS III<br>KALIANDA |       |                        | KANIM KELAS II<br>KOTABUMI |       |                        | Jumlah<br><i>Total</i> |
|--------------------------------|-------------------------------------|-------|------------------------|-----------------------------|-------|------------------------|----------------------------|-------|------------------------|------------------------|
|                                | KITAS                               | KITAP | Jumlah<br><i>Total</i> | KITAS                       | KITAP | Jumlah<br><i>Total</i> | KITAS                      | KITAP | Jumlah<br><i>Total</i> |                        |
| (1)                            | (2)                                 | (3)   | (4)                    | (5)                         | (6)   | (7)                    | (8)                        | (9)   | (10)                   | (11)                   |
| Amerika                        | 34                                  | 8     | 42                     | 3                           | –     | 3                      | 2                          | –     | 2                      | 47                     |
| Afrika Selatan                 | 1                                   | –     | 1                      | –                           | –     | –                      | –                          | –     | –                      | 1                      |
| Arab Saudi                     | 2                                   | 1     | 3                      | 1                           | 1     | 2                      | –                          | –     | –                      | 5                      |
| Australia                      | 6                                   | 3     | 9                      | –                           | 1     | 1                      | –                          | –     | –                      | 10                     |
| Afganistan                     | 3                                   | 1     | 4                      | –                           | –     | –                      | –                          | –     | –                      | 4                      |
| Belanda                        | 4                                   | 1     | 5                      | 1                           | –     | 1                      | –                          | –     | –                      | 6                      |
| Belgia                         | 1                                   | –     | 1                      | –                           | –     | –                      | –                          | –     | –                      | 1                      |
| Brazil                         | –                                   | 1     | 1                      | –                           | –     | –                      | –                          | –     | –                      | 1                      |
| China                          | 80                                  | 2     | 82                     | 58                          | –     | 58                     | 7                          | –     | 7                      | 147                    |
| New Zealand                    | –                                   | –     | –                      | –                           | –     | –                      | –                          | –     | –                      | –                      |
| India                          | 22                                  | 4     | 26                     | 1                           | 2     | 3                      | 1                          | –     | 1                      | 30                     |
| Inggris                        | 3                                   | 5     | 8                      | 3                           | –     | 3                      | –                          | –     | –                      | 11                     |
| Irlandia                       | –                                   | –     | –                      | –                           | –     | –                      | –                          | –     | –                      | –                      |
| Italia                         | 2                                   | 1     | 3                      | –                           | –     | –                      | –                          | –     | –                      | 3                      |
| Jepang                         | 3                                   | 7     | 10                     | 8                           | 1     | 9                      | –                          | –     | –                      | 19                     |
| Jerman                         | 3                                   | 1     | 4                      | –                           | –     | –                      | 1                          | –     | 1                      | 5                      |
| Kamboja                        | –                                   | –     | –                      | –                           | –     | –                      | –                          | –     | –                      | –                      |
| Kanada                         | 2                                   | –     | 2                      | –                           | 1     | 1                      | –                          | –     | –                      | 3                      |
| Kuwait                         | –                                   | 1     | 1                      | –                           | –     | –                      | –                          | –     | –                      | 1                      |
| Kolombia                       | 1                                   | –     | 1                      | –                           | –     | –                      | –                          | –     | –                      | 1                      |
| Korea Selatan                  | 28                                  | 4     | 32                     | 5                           | 3     | 8                      | –                          | –     | –                      | 40                     |
| Maroko                         | –                                   | –     | –                      | 2                           | 1     | 3                      | –                          | –     | –                      | 3                      |
| Malaysia                       | 20                                  | 3     | 23                     | 8                           | 2     | 10                     | 18                         | –     | 18                     | 51                     |

Lanjutan Tabel/*Continued Table* 4.4.11

| Warganegara<br><i>Citizens</i> | KANIM KELAS I TPI<br>BANDAR LAMPUNG |       |                        | KANIM KELAS III<br>KALIANDA |       |                        | KANIM KELAS II<br>KOTABUMI |       |                        | Jumlah<br><i>Total</i> |
|--------------------------------|-------------------------------------|-------|------------------------|-----------------------------|-------|------------------------|----------------------------|-------|------------------------|------------------------|
|                                | KITAS                               | KITAP | Jumlah<br><i>Total</i> | KITAS                       | KITAP | Jumlah<br><i>Total</i> | KITAS                      | KITAP | Jumlah<br><i>Total</i> |                        |
| (1)                            | (2)                                 | (3)   | (4)                    | (5)                         | (6)   | (7)                    | (8)                        | (9)   | (10)                   | (11)                   |
| Mauritius                      | –                                   | 2     | 2                      | –                           | –     | –                      | –                          | –     | –                      | 2                      |
| Mesir                          | 6                                   | 4     | 10                     | 2                           | 2     | 4                      | –                          | –     | –                      | 14                     |
| Madagaskar                     | 2                                   | –     | 2                      | –                           | –     | –                      | –                          | –     | –                      | 2                      |
| Meksiko                        | –                                   | –     | –                      | 2                           | –     | 2                      | –                          | –     | –                      | 2                      |
| Myanmar                        | 1                                   | –     | 1                      | 2                           | –     | 2                      | –                          | –     | –                      | 3                      |
| Norwegia                       | –                                   | –     | –                      | –                           | –     | –                      | –                          | –     | –                      | –                      |
| Yaman                          | 11                                  | –     | 11                     | –                           | –     | –                      | –                          | –     | –                      | 11                     |
| Argentina                      | 1                                   | –     | 1                      | –                           | –     | –                      | –                          | –     | –                      | 1                      |
| Perancis                       | 1                                   | 1     | 2                      | –                           | –     | –                      | 1                          | –     | 1                      | 3                      |
| Philipina                      | 13                                  | 3     | 16                     | –                           | 1     | 1                      | –                          | –     | –                      | 17                     |
| Romania                        | –                                   | –     | –                      | –                           | –     | –                      | –                          | –     | –                      | –                      |
| Rusia                          | 1                                   | –     | 1                      | –                           | –     | –                      | –                          | –     | –                      | 1                      |
| Pakistan                       | 2                                   | 3     | 5                      | 4                           | –     | 4                      | –                          | –     | –                      | 9                      |
| Suriah                         | –                                   | 1     | 1                      | –                           | –     | –                      | –                          | –     | –                      | 1                      |
| Singapura                      | 4                                   | 1     | 5                      | –                           | 1     | 1                      | –                          | –     | –                      | 6                      |
| Srilanka                       | –                                   | –     | –                      | –                           | –     | –                      | –                          | –     | –                      | –                      |
| Taiwan                         | 7                                   | 2     | 9                      | 7                           | 1     | 8                      | 2                          | –     | 2                      | 19                     |
| Thailand                       | 23                                  | 1     | 24                     | 10                          | –     | 10                     | 1                          | –     | 1                      | 35                     |
| Timor Leste                    | –                                   | –     | –                      | –                           | –     | –                      | –                          | –     | –                      | –                      |
| Ceko                           | –                                   | –     | –                      | –                           | –     | –                      | –                          | –     | –                      | –                      |
| Irak                           | 1                                   | 2     | 3                      | 1                           | –     | 1                      | –                          | –     | –                      | 4                      |
| Slowakia                       | –                                   | –     | –                      | –                           | –     | –                      | –                          | –     | –                      | –                      |
| Kroasia                        | 1                                   | –     | 1                      | 6                           | –     | 6                      | –                          | –     | –                      | 7                      |

Lanjutan Tabel/Continued Table 4.4.11

| Warganegara<br>Citizens | KANIM KELAS I TPI<br>BANDAR LAMPUNG |           |                 | KANIM KELAS III<br>KALIANDA |          |                 | KANIM KELAS II<br>KOTABUMI |          |                 | Jumlah<br>Total |
|-------------------------|-------------------------------------|-----------|-----------------|-----------------------------|----------|-----------------|----------------------------|----------|-----------------|-----------------|
|                         | KITAS                               | KITAP     | Jumlah<br>Total | KITAS                       | KITAP    | Jumlah<br>Total | KITAS                      | KITAP    | Jumlah<br>Total |                 |
| (1)                     | (2)                                 | (3)       | (4)             | (5)                         | (6)      | (7)             | (8)                        | (9)      | (10)            | (11)            |
| Kazhaktan               | –                                   | –         | –               | –                           | –        | –               | –                          | –        | –               | –               |
| Polandia                | –                                   | –         | –               | –                           | –        | –               | –                          | –        | –               | –               |
| Turki                   | 2                                   | 2         | 4               | 1                           | –        | 1               | –                          | –        | –               | 5               |
| Britania Raya           | –                                   | –         | –               | –                           | –        | –               | 1                          | –        | 1               | 1               |
| Bangladesh              | 4                                   | 1         | 5               | 6                           | 1        | 7               | –                          | –        | –               | 12              |
| Nepal                   | –                                   | –         | –               | –                           | –        | –               | –                          | –        | –               | –               |
| Vietnam                 | 4                                   | 2         | 6               | –                           | –        | –               | –                          | –        | –               | 6               |
| Hongkong                | –                                   | –         | –               | 1                           | 1        | 2               | –                          | –        | –               | 2               |
| Ekuador                 | 1                                   | –         | 1               | –                           | –        | –               | –                          | –        | –               | 1               |
| Swiss                   | –                                   | –         | –               | –                           | –        | –               | –                          | –        | –               | –               |
| Montenegro              | –                                   | –         | –               | 1                           | –        | 1               | –                          | –        | –               | 1               |
| Rwanda                  | –                                   | –         | –               | –                           | –        | –               | –                          | –        | –               | –               |
| Venezuela               | –                                   | –         | –               | –                           | –        | –               | –                          | –        | –               | –               |
| Yordania                | 1                                   | –         | 1               | –                           | –        | –               | –                          | –        | –               | 1               |
| Spanyol                 | –                                   | –         | –               | –                           | –        | –               | –                          | –        | –               | –               |
| Somalia                 | –                                   | –         | –               | –                           | –        | –               | –                          | –        | –               | –               |
| Tunisia                 | –                                   | –         | –               | –                           | –        | –               | –                          | –        | –               | –               |
| Portugal                | –                                   | –         | –               | –                           | –        | –               | –                          | –        | –               | –               |
| Uganda                  | 1                                   | –         | 1               | –                           | –        | –               | –                          | –        | –               | 1               |
| Palestina               | 9                                   | –         | 9               | 1                           | –        | 1               | –                          | –        | –               | 10              |
| <b>Jumlah/Total</b>     | <b>311</b>                          | <b>68</b> | <b>379</b>      | <b>38</b>                   | <b>5</b> | <b>43</b>       | <b>34</b>                  | <b>–</b> | <b>34</b>       | <b>456</b>      |

Sumber/Source: Kantor Imigrasi Klas I Bandar Lampung, Kantor Imigrasi Kelas III Kotabumi, Kantor Imigrasi Kelas III Non TPI Kalianda/  
Office of The Immigration Class I Bandar Lampung, Class III Kotabumi, Class III Non TPI Kalianda

#### 4.5 AGAMA DAN SOSIAL LAINNYA RELIGION AND OTHER SOCIAL AFFAIRS

**Tabel** 4.5.1 Jumlah Jemaah Haji yang Diberangkatkan<sup>1</sup> ke Tanah Suci Mekah Menurut Kabupaten/Kota di Provinsi Lampung, 2020–2022  
*Number of Hajj Pilgrims Departured<sup>1</sup> to the Holyland of Mecca by Regency/Municipality in Lampung Province, 2020–2022*

| Kabupaten/Kota<br>Regency/Municipality | 2020 <sup>2</sup> | 2021     | 2022         |
|----------------------------------------|-------------------|----------|--------------|
| (1)                                    | (2)               | (3)      | (4)          |
| Lampung Barat                          | –                 | –        | 204          |
| Tanggamus                              | –                 | –        | 159          |
| Lampung Selatan                        | –                 | –        | 222          |
| Lampung Timur                          | –                 | –        | 304          |
| Lampung Tengah                         | –                 | –        | 525          |
| Lampung Utara                          | –                 | –        | 222          |
| Way Kanan                              | –                 | –        | 107          |
| Tulang Bawang                          | –                 | –        | 123          |
| Pesawaran                              | –                 | –        | 65           |
| Pringsewu                              | –                 | –        | 128          |
| Mesuji                                 | –                 | –        | 50           |
| Tulang Bawang Barat                    | –                 | –        | 107          |
| Pesisir Barat                          | –                 | –        | 39           |
| Bandar Lampung                         | –                 | –        | 755          |
| Metro                                  | –                 | –        | 202          |
| <b>Lampung</b>                         | <b>–</b>          | <b>–</b> | <b>3 212</b> |

Catatan/Note: <sup>1</sup> Melalui Kementerian Agama/ Managed by Ministry of Religious Affairs

<sup>2</sup> Keputusan Menteri Agama RI Nomor 494 Tahun 2020 Tentang Pembatalan Penyelenggaraan Jemaah Haji pada Penyelenggaraan Ibadah Haji Tahun 1441H/2020M/Decisional agreement of the Minister of Religious Affairs Number 494 of 2020 Concerning the Cancellation of Organizing Hajj Pilgrims at the Implementation of Worship Hajj Year 1441 H/2020 M

Sumber/Source: Kementerian Agama RI (Direktorat Jenderal Penyelenggaraan Haji dan Umrah) per 12 Februari 2020/Ministry of Religious Affairs (Directorate General of the Organization of Hajj and Umrah) per February 12<sup>th</sup> 2020



**Tabel**  
**Table 4.5.2****Nikah, Talak dan Cerai Menurut Kabupaten/Kota di  
Provinsi Lampung, 2020–2022**  
**Number of Marriages and Divorces by Regency/Municipality  
in Lampung Province, 2020–2022**

| Kabupaten/Kota<br>Regency/Municipality | Nikah <sup>1,2,3</sup> / Marriages <sup>1,2,3</sup> |               |               |
|----------------------------------------|-----------------------------------------------------|---------------|---------------|
|                                        | 2020                                                | 2021          | 2022          |
| (1)                                    | (2)                                                 | (3)           | (4)           |
| Lampung Barat                          | 2 055                                               | 1 906         | 1 830         |
| Tanggamus                              | 4 031                                               | 4 006         | 3 915         |
| Lampung Selatan                        | 7 486                                               | 7 995         | 7 500         |
| Lampung Timur                          | 7 289                                               | 7 641         | 7 948         |
| Lampung Tengah                         | 8 709                                               | 8 942         | 9 262         |
| Lampung Utara                          | 4 591                                               | 4 914         | 4 551         |
| Way Kanan                              | 2 925                                               | 3 533         | 3 311         |
| Tulang Bawang                          | 2 572                                               | 2 932         | 2 813         |
| Pesawaran                              | 3 247                                               | 2 942         | 2 616         |
| Pringsewu                              | 3 241                                               | 2 814         | 3 092         |
| Mesuji                                 | 1 503                                               | 1 540         | 1 615         |
| Tulang Bawang Barat                    | 2 192                                               | 2 113         | 2 189         |
| Pesisir Barat                          | 1 027                                               | 1 121         | 1 110         |
| Bandar Lampung                         | 6 470                                               | 6 032         | 5 891         |
| Metro                                  | 1 085                                               | 1 156         | 1 123         |
| <b>Lampung</b>                         | <b>58 423</b>                                       | <b>59 587</b> | <b>58 766</b> |

Lanjutan Tabel/*Continued Table* 4.5.2

| Kabupaten/Kota<br><i>Regency/Municipality</i> | Cerai <sup>2,4</sup> / <i>Divorces</i> <sup>2,4</sup> |              |              |
|-----------------------------------------------|-------------------------------------------------------|--------------|--------------|
|                                               | Cerai Talak/ <i>Divorce by Talak</i>                  |              |              |
|                                               | 2020                                                  | 2021         | 2022         |
| (1)                                           | (5)                                                   | (6)          | (7)          |
| Lampung Barat                                 | 148                                                   | 122          | 116          |
| Tanggamus                                     | 179                                                   | 186          | 210          |
| Lampung Selatan                               | 351                                                   | 367          | 460          |
| Lampung Timur                                 | 282                                                   | 465          | 514          |
| Lampung Tengah                                | 422                                                   | 561          | 614          |
| Lampung Utara                                 | 191                                                   | 208          | 211          |
| Way Kanan                                     | 98                                                    | 114          | 154          |
| Tulang Bawang                                 | 128                                                   | 123          | 143          |
| Pesawaran                                     | 72                                                    | 138          | 164          |
| Pringsewu                                     | 112                                                   | 161          | 178          |
| Mesuji                                        | 36                                                    | 73           | 84           |
| Tulang Bawang Barat                           | 39                                                    | 122          | 144          |
| Pesisir Barat                                 | ...                                                   | ...          | ...          |
| Bandar Lampung                                | 266                                                   | 365          | 460          |
| Metro                                         | 145                                                   | 114          | 134          |
| <b>Lampung</b>                                | <b>2 469</b>                                          | <b>3 119</b> | <b>3 586</b> |

Lanjutan Tabel/Continued Table 4.5.2

| Kabupaten/Kota<br>Regency/Municipality | Cerai <sup>2,4</sup> / Divorces <sup>2,4</sup> |               |               |
|----------------------------------------|------------------------------------------------|---------------|---------------|
|                                        | Cerai Gugat/Divorce by Petition                |               |               |
|                                        | 2020                                           | 2021          | 2022          |
| (1)                                    | (8)                                            | (9)           | (10)          |
| Lampung Barat                          | 453                                            | 432           | 478           |
| Tanggamas                              | 631                                            | 746           | 887           |
| Lampung Selatan                        | 1 238                                          | 1 533         | 1 841         |
| Lampung Timur                          | 1 035                                          | 1 830         | 2 066         |
| Lampung Tengah                         | 1 358                                          | 1 917         | 2 027         |
| Lampung Utara                          | 665                                            | 743           | 871           |
| Way Kanan                              | 361                                            | 447           | 505           |
| Tulang Bawang                          | 419                                            | 486           | 506           |
| Pesawaran                              | 358                                            | 610           | 666           |
| Pringsewu                              | 427                                            | 644           | 726           |
| Mesuji                                 | 109                                            | 266           | 289           |
| Tulang Bawang Barat                    | 84                                             | 381           | 495           |
| Pesisir Barat                          | ...                                            | ...           | ...           |
| Bandar Lampung                         | 1 011                                          | 1 312         | 1 662         |
| Metro                                  | 609                                            | 567           | 543           |
| <b>Lampung</b>                         | <b>8 758</b>                                   | <b>11 914</b> | <b>13 562</b> |

Lanjutan Tabel/*Continued Table 4.5.2*

| Kabupaten/Kota<br><i>Regency/Municipality</i> | Cera <i>i</i> <sup>2,4</sup> / Divorces <sup>2,4</sup> |               |               |
|-----------------------------------------------|--------------------------------------------------------|---------------|---------------|
|                                               | Jumlah Cera <i>i</i><br><i>Total Divorce</i>           |               |               |
|                                               | 2020                                                   | 2021          | 2022          |
| (1)                                           | (11)                                                   | (12)          | (13)          |
| Lampung Barat                                 | 601                                                    | 554           | 594           |
| Tanggamus                                     | 810                                                    | 932           | 1 097         |
| Lampung Selatan                               | 1 589                                                  | 1 900         | 2 301         |
| Lampung Timur                                 | 1 317                                                  | 2 295         | 2 580         |
| Lampung Tengah                                | 1 780                                                  | 2 478         | 2 641         |
| Lampung Utara                                 | 856                                                    | 951           | 1 082         |
| Way Kanan                                     | 459                                                    | 561           | 659           |
| Tulang Bawang                                 | 547                                                    | 609           | 649           |
| Pesawaran                                     | 430                                                    | 748           | 830           |
| Pringsewu                                     | 539                                                    | 805           | 904           |
| Mesuji                                        | 145                                                    | 339           | 373           |
| Tulang Bawang Barat                           | 123                                                    | 503           | 639           |
| Pesisir Barat                                 | ...                                                    | ...           | ...           |
| Bandar Lampung<br>Metro                       | 1 277<br>754                                           | 1 677<br>681  | 2 122<br>677  |
| <b>Jumlah</b>                                 | <b>11 227</b>                                          | <b>15 033</b> | <b>17 148</b> |

Catatan/*Note*: <sup>1</sup> Termasuk bedolan (nikah di luar KUA) / *Including non formal registration*

<sup>2</sup> Hanya untuk yang beragama Islam / *Applies only for moslem*

Sumber/*Source*: <sup>3</sup> Kementerian Agama RI, Dirjen Bimas Islam / *Ministry of Religious Affairs, Directorate General of Islamic Community Guidance*

<sup>4</sup> Mahkamah Agung, Dirjen Badan Peradilan Agama / *The Supreme Court, Directorate General of Religious Justice Affairs*

**Tabel**  
**Table 4.5.3****Jumlah Perceraian Menurut Faktor dan Kabupaten/Kota  
di Provinsi Lampung, 2022**  
**Number of Divorces by Factors and Regency/Municipality in  
Lampung Province, 2022**

| Kabupaten/Kota<br>Regency/Municipality | Zina<br>Adultery | Mabuk<br>Drunk | Madat<br>Drug<br>Addict | Judi<br>Gambling | Meninggal-<br>kan<br>Salah Satu<br>Pihak<br>Spousal<br>Abandonment | Dihukum<br>Penjara<br>Incarce-<br>ration |
|----------------------------------------|------------------|----------------|-------------------------|------------------|--------------------------------------------------------------------|------------------------------------------|
| (1)                                    | (2)              | (3)            | (4)                     | (5)              | (6)                                                                | (7)                                      |
| Lampung Barat                          | –                | 7              | –                       | –                | 8                                                                  | 1                                        |
| Tanggamus                              | –                | 4              | –                       | 2                | 70                                                                 | 5                                        |
| Lampung Selatan                        | 1                | –              | –                       | –                | 20                                                                 | –                                        |
| Lampung Timur                          | –                | –              | –                       | –                | –                                                                  | –                                        |
| Lampung Tengah                         | –                | 3              | –                       | 3                | 41                                                                 | –                                        |
| Lampung Utara                          | –                | 1              | –                       | –                | –                                                                  | 1                                        |
| Way Kanan                              | –                | 1              | –                       | 6                | 132                                                                | 5                                        |
| Tulang Bawang                          | –                | –              | –                       | 2                | 10                                                                 | 9                                        |
| Pesawaran                              | –                | 18             | –                       | 12               | 87                                                                 | 5                                        |
| Pringsewu                              | –                | –              | –                       | –                | 3                                                                  | –                                        |
| Mesuji                                 | 1                | 5              | 4                       | 2                | 167                                                                | 4                                        |
| Tulang Bawang Barat                    | –                | –              | 1                       | –                | 5                                                                  | 1                                        |
| Pesisir Barat                          | ...              | ...            | ...                     | ...              | ...                                                                | ...                                      |
| Bandar Lampung                         | –                | 3              | –                       | 11               | 69                                                                 | 4                                        |
| Metro                                  | 3                | –              | –                       | –                | 33                                                                 | 1                                        |
| <b>Jumlah</b>                          | <b>5</b>         | <b>42</b>      | <b>5</b>                | <b>38</b>        | <b>645</b>                                                         | <b>36</b>                                |

Lanjutan Tabel/*Continued Table 4.5.3*

| Kabupaten/Kota<br><i>Regency/Municipality</i> | Poligami<br><i>Polygamy</i> | Kekerasan<br>Dalam<br>Rumah Tangga<br><i>Domestic<br/>Violence</i> | Cacat Badan<br><i>Disability</i> | Perselisihan dan<br>Pertengkar<br>Terus<br>Menerus<br><i>Constant<br/>Disputes and<br/>Quarrel</i> |
|-----------------------------------------------|-----------------------------|--------------------------------------------------------------------|----------------------------------|----------------------------------------------------------------------------------------------------|
| (1)                                           | (8)                         | (9)                                                                | (10)                             | (11)                                                                                               |
| Lampung Barat                                 | 2                           | 5                                                                  | 1                                | 286                                                                                                |
| Tanggamas                                     | 1                           | 38                                                                 | 3                                | 361                                                                                                |
| Lampung Selatan                               | 5                           | 2                                                                  | 1                                | 2 109                                                                                              |
| Lampung Timur                                 | –                           | 1                                                                  | –                                | 602                                                                                                |
| Lampung Tengah                                | –                           | –                                                                  | 1                                | 263                                                                                                |
| Lampung Utara                                 | –                           | 3                                                                  | –                                | 524                                                                                                |
| Way Kanan                                     | –                           | 4                                                                  | 2                                | 742                                                                                                |
| Tulang Bawang                                 | –                           | 6                                                                  | –                                | 1 550                                                                                              |
| Pesawaran                                     | 5                           | 35                                                                 | –                                | 1 201                                                                                              |
| Pringsewu                                     | 1                           | 1                                                                  | –                                | 582                                                                                                |
| Mesuji                                        | –                           | 18                                                                 | 1                                | 321                                                                                                |
| Tulang Bawang Barat                           | 1                           | 4                                                                  | –                                | 2 456                                                                                              |
| Pesisir Barat                                 | ...                         | ...                                                                | ...                              | ...                                                                                                |
| Bandar Lampung                                | –                           | 21                                                                 | –                                | 326                                                                                                |
| Metro                                         | 2                           | 8                                                                  | –                                | 602                                                                                                |
| <b>Jumlah</b>                                 | <b>17</b>                   | <b>146</b>                                                         | <b>9</b>                         | <b>11 925</b>                                                                                      |

Lanjutan Tabel/Continued Table 4.5.3

| Kabupaten/Kota<br>Regency/Municipality | Kawin<br>Paksa<br>Forced<br>Marriage | Murtad<br>Apostate | Ekonomi<br>Economy | Lain-Lain<br>Others | Jumlah<br>Total |
|----------------------------------------|--------------------------------------|--------------------|--------------------|---------------------|-----------------|
| (1)                                    | (12)                                 | (13)               | (14)               | (15)                | (16)            |
| Lampung Barat                          | –                                    | 1                  | 31                 | –                   | 342             |
| Tanggamus                              | –                                    | 1                  | 76                 | –                   | 561             |
| Lampung Selatan                        | –                                    | 19                 | 200                | –                   | 2 357           |
| Lampung Timur                          | –                                    | 3                  | –                  | –                   | 606             |
| Lampung Tengah                         | –                                    | –                  | 278                | –                   | 589             |
| Lampung Utara                          | –                                    | 3                  | 25                 | –                   | 557             |
| Way Kanan                              | –                                    | 4                  | 49                 | –                   | 945             |
| Tulang Bawang                          | –                                    | 3                  | 152                | –                   | 1 732           |
| Pesawaran                              | 1                                    | 12                 | 791                | –                   | 2 167           |
| Pringsewu                              | –                                    | 3                  | 10                 | –                   | 600             |
| Mesuji                                 | –                                    | –                  | 365                | –                   | 888             |
| Tulang Bawang Barat                    | –                                    | 1                  | 24                 | –                   | 2 493           |
| Pesisir Barat                          | ...                                  | ...                | ...                | ...                 | ...             |
| Bandar Lampung                         | 1                                    | 1                  | 313                | –                   | 749             |
| Metro                                  | –                                    | 2                  | 124                | –                   | 775             |
| <b>Jumlah</b>                          | <b>2</b>                             | <b>53</b>          | <b>2 438</b>       | <b>–</b>            | <b>15 361</b>   |

Sumber/Source: Mahkamah Agung (Dirjen Badan Peradilan Agama) per 13 Januari 2022/The Supreme Court (Directorate General of Religious Justice Affairs) per January 13th, 2022

**Tabel**  
**Table** 4.5.4**Jumlah Penduduk Menurut Kabupaten/Kota dan Agama yang Dianut di Provinsi Lampung, 2022**  
**Population by Regency/Municipality and Religion in Lampung Province, 2022**

| <b>Kabupaten/Kota</b><br><b>Regency/Municipality</b> | <b>Islam</b><br><b>Islam</b> | <b>Protestan</b><br><b>Protestant</b> | <b>Katolik</b><br><b>Catholic</b> | <b>Hindu</b><br><b>Hindu</b> | <b>Budha</b><br><b>Buddha</b> |
|------------------------------------------------------|------------------------------|---------------------------------------|-----------------------------------|------------------------------|-------------------------------|
| (1)                                                  | (2)                          | (3)                                   | (4)                               | (5)                          | (6)                           |
| Lampung Barat                                        | 304 249                      | 2 349                                 | 7 787                             | 1 675                        | 1 100                         |
| Tanggamus                                            | 613 045                      | 4 481                                 | 11 102                            | 6 783                        | 564                           |
| Lampung Selatan                                      | 1 037 970                    | 13 493                                | 14 629                            | 345 656                      | 13 758                        |
| Lampung Timur                                        | 1 063 074                    | 13 802                                | 11 799                            | 213 867                      | 24 270                        |
| Lampung Tengah                                       | 1 288 019                    | 39 524                                | 23 364                            | 301 978                      | 11 377                        |
| Lampung Utara                                        | 639 319                      | 28 472                                | 6 983                             | 42 871                       | 2 835                         |
| Way Kanan                                            | 460 010                      | 8 368                                 | 7 056                             | 10 763                       | 750                           |
| Tulang Bawang                                        | 406 827                      | 9 599                                 | 5 586                             | 6 786                        | 4 750                         |
| Pesawaran                                            | 470 528                      | 8 415                                 | 4 796                             | 1 876                        | 4 545                         |
| Pringsewu                                            | 409 368                      | 3 138                                 | 7 392                             | 11 134                       | 1 150                         |
| Mesuji                                               | 223 160                      | 4 406                                 | 6 284                             | 10 673                       | 515                           |
| Tulang Bawang Barat                                  | 286 555                      | 5 997                                 | 5 176                             | 45 672                       | 974                           |
| Pesisir Barat                                        | 165 347                      | 1 207                                 | 191                               | 9 672                        | 97                            |
| Bandar Lampung                                       | 1 021 430                    | 42 610                                | 20 074                            | 10 653                       | 24 555                        |
| Metro                                                | 163 066                      | 7 751                                 | 7 999                             | 567                          | 1 115                         |
| <b>Lampung</b>                                       | <b>8 551 967</b>             | <b>193 612</b>                        | <b>140 218</b>                    | <b>1 020 626</b>             | <b>92 355</b>                 |

Sumber/Source: Kantor Wilayah Kementerian Agama Provinsi Lampung/ Regional Office of the Ministry of Religion of Lampung Province



**Tabel 4.5.5** Jumlah Tempat Peribadatan Menurut Kabupaten/Kota di Provinsi Lampung, 2022  
**Number of Places of Worship by Regency/Municipality and Religion in Lampung Province, 2022**

| Kabupaten/Kota<br>Regency/Municipality | Masjid<br>Mosque | Mushola<br>Pray<br>Room | Gereja<br>Protestan<br>Protestant<br>Church | Gereja<br>Katholik<br>Catholic<br>Church | Pura<br>Temple | Vihara<br>Vihara |
|----------------------------------------|------------------|-------------------------|---------------------------------------------|------------------------------------------|----------------|------------------|
| (1)                                    | (2)              | (3)                     | (4)                                         | (5)                                      | (6)            | (7)              |
| Lampung Barat                          | 783              | 190                     | 26                                          | 6                                        | 3              | 4                |
| Tanggamus                              | 928              | 648                     | 23                                          | 11                                       | 11             | 2                |
| Lampung Selatan                        | 1 420            | 777                     | 90                                          | 37                                       | 55             | 14               |
| Lampung Timur                          | 1 584            | 1 836                   | 151                                         | 50                                       | 304            | 26               |
| Lampung Tengah                         | 1 837            | 2 853                   | 150                                         | 81                                       | 256            | 32               |
| Lampung Utara                          | 1 176            | 1 086                   | 87                                          | 28                                       | 27             | 2                |
| Way Kanan                              | 746              | 733                     | 93                                          | 24                                       | 167            | 5                |
| Tulang Bawang                          | 334              | 460                     | 51                                          | 34                                       | 100            | 13               |
| Pesawaran                              | 933              | 743                     | 46                                          | 19                                       | 2              | 12               |
| Pringsewu                              | 590              | 730                     | 21                                          | 18                                       | 13             | 4                |
| Mesuji                                 | 288              | 776                     | 53                                          | 9                                        | 42             | 4                |
| Tulang Bawang Barat                    | 437              | 774                     | 52                                          | 17                                       | 10             | 5                |
| Pesisir Barat                          | 309              | 104                     | 6                                           | 1                                        | 14             | –                |
| Bandar Lampung                         | 755              | 641                     | 115                                         | 12                                       | 5              | 47               |
| Metro                                  | 198              | 232                     | 21                                          | 10                                       | 2              | 3                |
| <b>Lampung</b>                         | <b>12 318</b>    | <b>12 583</b>           | <b>985</b>                                  | <b>357</b>                               | <b>1 011</b>   | <b>173</b>       |

Sumber/Source: Kantor Wilayah Kementerian Agama Provinsi Lampung/ Regional Office of the Ministry of Religion of Lampung Province

**Tabel**  
**Table** 4.5.6

**Jumlah Kejadian Bencana Alam Menurut Kabupaten/Kota  
di Provinsi Lampung, 2022**  
**Number of Natural Disaster Events by Regency/Municipality  
in Lampung Province, 2022**

| Kabupaten/Kota<br>Regency/Municipality | Gempa Bumi<br>Earthquake | Tsunami<br>Tsunami | Gempa Bumi dan Tsunami<br>Earthquake and Tsunami | Letusan Gunung Api<br>Volcanic Eruption | Tanah Longsor<br>Landslide |
|----------------------------------------|--------------------------|--------------------|--------------------------------------------------|-----------------------------------------|----------------------------|
| (1)                                    | (2)                      | (3)                | (4)                                              | (5)                                     | (6)                        |
| Lampung Barat                          | –                        | –                  | –                                                | –                                       | 5                          |
| Tanggamas                              | –                        | –                  | –                                                | –                                       | 1                          |
| Lampung Selatan                        | –                        | –                  | –                                                | –                                       | –                          |
| Lampung Timur                          | –                        | –                  | –                                                | –                                       | –                          |
| Lampung Tengah                         | –                        | –                  | –                                                | –                                       | –                          |
| Lampung Utara                          | –                        | –                  | –                                                | –                                       | –                          |
| Way Kanan                              | –                        | –                  | –                                                | –                                       | –                          |
| Tulang Bawang                          | –                        | –                  | –                                                | –                                       | –                          |
| Pesawaran                              | –                        | –                  | –                                                | –                                       | –                          |
| Pringsewu                              | –                        | –                  | –                                                | –                                       | –                          |
| Mesuji                                 | –                        | –                  | –                                                | –                                       | –                          |
| Tulang Bawang Barat                    | –                        | –                  | –                                                | –                                       | –                          |
| Pesisir Barat                          | 1                        | –                  | –                                                | –                                       | 1                          |
| Bandar Lampung                         | –                        | –                  | –                                                | –                                       | –                          |
| Metro                                  | –                        | –                  | –                                                | –                                       | –                          |
| Lampung                                | –                        | –                  | –                                                | –                                       | 7                          |

Lanjutan Tabel/Continued Table 4.5.6

| Kabupaten/Kota<br>Regency/Municipality | Banjir<br>Floods | Kekeringan<br>Drought | Kebakaran<br>Hutan<br>dan Lahan<br>Forest and<br>Land Fires | Angin<br>Puting<br>Beliung<br>Tornado | Gelombang<br>Pasang/<br>Abrasi<br>Tidal Wave/<br>Abrasion |
|----------------------------------------|------------------|-----------------------|-------------------------------------------------------------|---------------------------------------|-----------------------------------------------------------|
| (1)                                    | (8)              | (9)                   | (10)                                                        | (11)                                  | (12)                                                      |
| Lampung Barat                          | 5                | –                     | –                                                           | 1                                     | –                                                         |
| Tanggamus                              | 4                | –                     | –                                                           | –                                     | –                                                         |
| Lampung Selatan                        | 3                | –                     | –                                                           | 6                                     | –                                                         |
| Lampung Timur                          | 2                | –                     | –                                                           | 17                                    | –                                                         |
| Lampung Tengah                         | 2                | –                     | –                                                           | –                                     | –                                                         |
| Lampung Utara                          | –                | –                     | –                                                           | –                                     | –                                                         |
| Way Kanan                              | –                | –                     | –                                                           | –                                     | –                                                         |
| Tulang Bawang                          | 3                | –                     | –                                                           | –                                     | –                                                         |
| Pesawaran                              | 2                | –                     | –                                                           | 3                                     | –                                                         |
| Pringsewu                              | 1                | –                     | –                                                           | –                                     | –                                                         |
| Mesuji                                 | 8                | –                     | –                                                           | –                                     | –                                                         |
| Tulang Bawang Barat                    | –                | –                     | –                                                           | –                                     | –                                                         |
| Pesisir Barat                          | 6                | –                     | –                                                           | –                                     | –                                                         |
| Bandar Lampung                         | 1                | –                     | –                                                           | –                                     | –                                                         |
| Metro                                  | –                | –                     | –                                                           | –                                     | –                                                         |
| <b>Lampung</b>                         | <b>36</b>        | <b>–</b>              | <b>–</b>                                                    | <b>27</b>                             | <b>–</b>                                                  |

Catatan/Note: Data update per 12 Januari 2023/ Data updates per January 12th, 2023

Sumber/Source: Badan Nasional Penanggulangan Bencana/ National Agency for Disaster Management

**Tabel**  
**Table 4.5.7****Jumlah Korban yang Diakibatkan Bencana Alam Menurut Kabupaten/Kota di Provinsi Lampung, 2022**  
**Number of Victims Due to Natural Disaster by Regency/Municipality in Lampung Province, 2022**

| Kabupaten/Kota<br><i>Regency/Municipality</i> | Gempa Bumi/ <i>Earthquake</i>                       |                              |                                                          |
|-----------------------------------------------|-----------------------------------------------------|------------------------------|----------------------------------------------------------|
|                                               | Meninggal dan Hilang<br><i>Fatality and Missing</i> | Luka-luka<br><i>Casualty</i> | Terdampak dan Mengungsi<br><i>Affected and Evacuated</i> |
| (1)                                           | (2)                                                 | (3)                          | (4)                                                      |
| Lampung Barat                                 | –                                                   | –                            | –                                                        |
| Tanggamus                                     | –                                                   | –                            | –                                                        |
| Lampung Selatan                               | –                                                   | –                            | –                                                        |
| Lampung Timur                                 | –                                                   | –                            | –                                                        |
| Lampung Tengah                                | –                                                   | –                            | –                                                        |
| Lampung Utara                                 | –                                                   | –                            | –                                                        |
| Way Kanan                                     | –                                                   | –                            | –                                                        |
| Tulang Bawang                                 | –                                                   | –                            | –                                                        |
| Pesawaran                                     | –                                                   | –                            | –                                                        |
| Pringsewu                                     | –                                                   | –                            | –                                                        |
| Mesuji                                        | –                                                   | –                            | –                                                        |
| Tulang Bawang Barat                           | –                                                   | –                            | –                                                        |
| Pesisir Barat                                 | –                                                   | –                            | –                                                        |
| Bandar Lampung                                | –                                                   | –                            | –                                                        |
| Metro                                         | –                                                   | –                            | –                                                        |
| <b>Lampung</b>                                | –                                                   | –                            | –                                                        |

Lanjutan Tabel/Continued Table 4.5.7

| Kabupaten/Kota<br><i>Regency/Municipality</i> | Tsunami<br><i>Tsunami</i>                                  |                              |                                                                 |
|-----------------------------------------------|------------------------------------------------------------|------------------------------|-----------------------------------------------------------------|
|                                               | Meninggal<br>dan Hilang<br><i>Fatality<br/>and Missing</i> | Luka-luka<br><i>Casualty</i> | Terdampak<br>dan Mengungsi<br><i>Affected<br/>and Evacuated</i> |
| (1)                                           | (5)                                                        | (6)                          | (7)                                                             |
| Lampung Barat                                 | –                                                          | –                            | –                                                               |
| Tanggamus                                     | –                                                          | –                            | –                                                               |
| Lampung Selatan                               | –                                                          | –                            | –                                                               |
| Lampung Timur                                 | –                                                          | –                            | –                                                               |
| Lampung Tengah                                | –                                                          | –                            | –                                                               |
| Lampung Utara                                 | –                                                          | –                            | –                                                               |
| Way Kanan                                     | –                                                          | –                            | –                                                               |
| Tulang Bawang                                 | –                                                          | –                            | –                                                               |
| Pesawaran                                     | –                                                          | –                            | –                                                               |
| Pringsewu                                     | –                                                          | –                            | –                                                               |
| Mesuji                                        | –                                                          | –                            | –                                                               |
| Tulang Bawang Barat                           | –                                                          | –                            | –                                                               |
| Pesisir Barat                                 | –                                                          | –                            | –                                                               |
| Bandar Lampung                                | –                                                          | –                            | –                                                               |
| Metro                                         | –                                                          | –                            | –                                                               |
| <b>Lampung</b>                                | –                                                          | –                            | –                                                               |

Lanjutan Tabel/*Continued Table 4.5.7*

| Kabupaten/Kota<br><i>Regency/Municipality</i> | Gempa Bumi dan Tsunami<br><i>Earthquake and Tsunami</i>    |                              |                                                                 |
|-----------------------------------------------|------------------------------------------------------------|------------------------------|-----------------------------------------------------------------|
|                                               | Meninggal<br>dan Hilang<br><i>Fatality<br/>and Missing</i> | Luka-luka<br><i>Casualty</i> | Terdampak<br>dan Mengungsi<br><i>Affected<br/>and Evacuated</i> |
| (1)                                           | (8)                                                        | (9)                          | (10)                                                            |
| Lampung Barat                                 | –                                                          | –                            | –                                                               |
| Tanggamus                                     | –                                                          | –                            | –                                                               |
| Lampung Selatan                               | –                                                          | –                            | –                                                               |
| Lampung Timur                                 | –                                                          | –                            | –                                                               |
| Lampung Tengah                                | –                                                          | –                            | –                                                               |
| Lampung Utara                                 | –                                                          | –                            | –                                                               |
| Way Kanan                                     | –                                                          | –                            | –                                                               |
| Tulang Bawang                                 | –                                                          | –                            | –                                                               |
| Pesawaran                                     | –                                                          | –                            | –                                                               |
| Pringsewu                                     | –                                                          | –                            | –                                                               |
| Mesuji                                        | –                                                          | –                            | –                                                               |
| Tulang Bawang Barat                           | –                                                          | –                            | –                                                               |
| Pesisir Barat                                 | –                                                          | –                            | –                                                               |
| Bandar Lampung                                | –                                                          | –                            | –                                                               |
| Metro                                         | –                                                          | –                            | –                                                               |
| <b>Lampung</b>                                | –                                                          | –                            | –                                                               |

Lanjutan Tabel/Continued Table 4.5.7

| Kabupaten/Kota<br><i>Regency/Municipality</i> | Letusan Gunung Api<br><i>Volcanic Eruption</i>             |                              |                                                                 |
|-----------------------------------------------|------------------------------------------------------------|------------------------------|-----------------------------------------------------------------|
|                                               | Meninggal<br>dan Hilang<br><i>Fatality<br/>and Missing</i> | Luka-luka<br><i>Casualty</i> | Terdampak<br>dan Mengungsi<br><i>Affected<br/>and Evacuated</i> |
| (1)                                           | (11)                                                       | (12)                         | (13)                                                            |
| Lampung Barat                                 | –                                                          | –                            | –                                                               |
| Tanggamus                                     | –                                                          | –                            | –                                                               |
| Lampung Selatan                               | –                                                          | –                            | –                                                               |
| Lampung Timur                                 | –                                                          | –                            | –                                                               |
| Lampung Tengah                                | –                                                          | –                            | –                                                               |
| Lampung Utara                                 | –                                                          | –                            | –                                                               |
| Way Kanan                                     | –                                                          | –                            | –                                                               |
| Tulang Bawang                                 | –                                                          | –                            | –                                                               |
| Pesawaran                                     | –                                                          | –                            | –                                                               |
| Pringsewu                                     | –                                                          | –                            | –                                                               |
| Mesuji                                        | –                                                          | –                            | –                                                               |
| Tulang Bawang Barat                           | –                                                          | –                            | –                                                               |
| Pesisir Barat                                 | –                                                          | –                            | –                                                               |
| Bandar Lampung                                | –                                                          | –                            | –                                                               |
| Metro                                         | –                                                          | –                            | –                                                               |
| <b>Lampung</b>                                | –                                                          | –                            | –                                                               |

Lanjutan Tabel/*Continued Table 4.5.7*

| Kabupaten/Kota<br><i>Regency/Municipality</i> | Tanah Longsor<br><i>Landslide</i>                          |                              |                                                                 |
|-----------------------------------------------|------------------------------------------------------------|------------------------------|-----------------------------------------------------------------|
|                                               | Meninggal<br>dan Hilang<br><i>Fatality<br/>and Missing</i> | Luka-luka<br><i>Casualty</i> | Terdampak<br>dan Mengungsi<br><i>Affected<br/>and Evacuated</i> |
| (1)                                           | (14)                                                       | (15)                         | (16)                                                            |
| Lampung Barat                                 | 1                                                          | –                            | 10                                                              |
| Tanggamus                                     | –                                                          | –                            | –                                                               |
| Lampung Selatan                               | –                                                          | –                            | –                                                               |
| Lampung Timur                                 | –                                                          | –                            | –                                                               |
| Lampung Tengah                                | –                                                          | –                            | –                                                               |
| Lampung Utara                                 | –                                                          | –                            | –                                                               |
| Way Kanan                                     | –                                                          | –                            | –                                                               |
| Tulang Bawang                                 | –                                                          | –                            | –                                                               |
| Pesawaran                                     | –                                                          | –                            | –                                                               |
| Pringsewu                                     | –                                                          | –                            | –                                                               |
| Mesuji                                        | –                                                          | –                            | –                                                               |
| Tulang Bawang Barat                           | –                                                          | –                            | –                                                               |
| Pesisir Barat                                 | 3                                                          | –                            | –                                                               |
| Bandar Lampung                                | –                                                          | –                            | –                                                               |
| Metro                                         | –                                                          | –                            | –                                                               |
| <b>Lampung</b>                                | <b>4</b>                                                   | <b>–</b>                     | <b>10</b>                                                       |



Lanjutan Tabel/Continued Table 4.5.7

| Kabupaten/Kota<br>Regency/Municipality | Banjir<br>Floods                                   |                       |                                                         |
|----------------------------------------|----------------------------------------------------|-----------------------|---------------------------------------------------------|
|                                        | Meninggal<br>dan Hilang<br>Fatality<br>and Missing | Luka-luka<br>Casualty | Terdampak<br>dan Mengungsi<br>Affected<br>and Evacuated |
| (1)                                    | (17)                                               | (18)                  | (19)                                                    |
| Lampung Barat                          | –                                                  | –                     | 301                                                     |
| Tanggamus                              | –                                                  | –                     | 13 098                                                  |
| Lampung Selatan                        | 4                                                  | –                     | 11 067                                                  |
| Lampung Timur                          | –                                                  | –                     | 11                                                      |
| Lampung Tengah                         | –                                                  | –                     | 85                                                      |
| Lampung Utara                          | –                                                  | –                     | –                                                       |
| Way Kanan                              | –                                                  | –                     | –                                                       |
| Tulang Bawang                          | –                                                  | –                     | 1 925                                                   |
| Pesawaran                              | 1                                                  | –                     | 5 700                                                   |
| Pringsewu                              | –                                                  | –                     | 20                                                      |
| Mesuji                                 | –                                                  | –                     | 3 766                                                   |
| Tulang Bawang Barat                    | –                                                  | –                     | –                                                       |
| Pesisir Barat                          | –                                                  | –                     | 250                                                     |
| Bandar Lampung                         | –                                                  | –                     | –                                                       |
| Metro                                  | –                                                  | –                     | –                                                       |
| <b>Lampung</b>                         | <b>5</b>                                           | <b>–</b>              | <b>36 223</b>                                           |

Lanjutan Tabel/Continued Table 4.5.7

| Kabupaten/Kota<br><i>Regency/Municipality</i> | Kekeringan/Drought                                         |                              |                                                                 |
|-----------------------------------------------|------------------------------------------------------------|------------------------------|-----------------------------------------------------------------|
|                                               | Meninggal<br>dan Hilang<br><i>Fatality<br/>and Missing</i> | Luka-luka<br><i>Casualty</i> | Terdampak<br>dan Mengungsi<br><i>Affected<br/>and Evacuated</i> |
| (1)                                           | (20)                                                       | (21)                         | (22)                                                            |
| Lampung Barat                                 | –                                                          | –                            | –                                                               |
| Tanggamus                                     | –                                                          | –                            | –                                                               |
| Lampung Selatan                               | –                                                          | –                            | –                                                               |
| Lampung Timur                                 | –                                                          | –                            | –                                                               |
| Lampung Tengah                                | –                                                          | –                            | –                                                               |
| Lampung Utara                                 | –                                                          | –                            | –                                                               |
| Way Kanan                                     | –                                                          | –                            | –                                                               |
| Tulang Bawang                                 | –                                                          | –                            | –                                                               |
| Pesawaran                                     | –                                                          | –                            | –                                                               |
| Pringsewu                                     | –                                                          | –                            | –                                                               |
| Mesuji                                        | –                                                          | –                            | –                                                               |
| Tulang Bawang Barat                           | –                                                          | –                            | –                                                               |
| Pesisir Barat                                 | –                                                          | –                            | –                                                               |
| Bandar Lampung                                | –                                                          | –                            | –                                                               |
| Metro                                         | –                                                          | –                            | –                                                               |
| <b>Lampung</b>                                | –                                                          | –                            | –                                                               |

Lanjutan Tabel/Continued Table 4.5.7

| Kabupaten/Kota<br><i>Regency/Municipality</i> | Kebakaran Hutan dan Lahan<br><i>Forest and Land Fires</i>  |                              |                                                                 |
|-----------------------------------------------|------------------------------------------------------------|------------------------------|-----------------------------------------------------------------|
|                                               | Meninggal<br>dan Hilang<br><i>Fatality<br/>and Missing</i> | Luka-luka<br><i>Casualty</i> | Terdampak<br>dan Mengungsi<br><i>Affected<br/>and Evacuated</i> |
| (1)                                           | (23)                                                       | (24)                         | (25)                                                            |
| Lampung Barat                                 | –                                                          | –                            | –                                                               |
| Tanggamus                                     | –                                                          | –                            | –                                                               |
| Lampung Selatan                               | –                                                          | –                            | –                                                               |
| Lampung Timur                                 | –                                                          | –                            | –                                                               |
| Lampung Tengah                                | –                                                          | –                            | –                                                               |
| Lampung Utara                                 | –                                                          | –                            | –                                                               |
| Way Kanan                                     | –                                                          | –                            | –                                                               |
| Tulang Bawang                                 | –                                                          | –                            | –                                                               |
| Pesawaran                                     | –                                                          | –                            | –                                                               |
| Pringsewu                                     | –                                                          | –                            | –                                                               |
| Mesuji                                        | –                                                          | –                            | –                                                               |
| Tulang Bawang Barat                           | –                                                          | –                            | –                                                               |
| Pesisir Barat                                 | –                                                          | –                            | –                                                               |
| Bandar Lampung                                | –                                                          | –                            | –                                                               |
| Metro                                         | –                                                          | –                            | –                                                               |
| <b>Lampung</b>                                | –                                                          | –                            | –                                                               |

Lanjutan Tabel/*Continued Table 4.5.7*

| Kabupaten/Kota<br><i>Regency/Municipality</i> | Cuaca Ekstrim<br><i>Extreme Weather</i>                    |                              |                                                                 |
|-----------------------------------------------|------------------------------------------------------------|------------------------------|-----------------------------------------------------------------|
|                                               | Meninggal<br>dan Hilang<br><i>Fatality<br/>and Missing</i> | Luka-luka<br><i>Casualty</i> | Terdampak<br>dan Mengungsi<br><i>Affected<br/>and Evacuated</i> |
| (1)                                           | (26)                                                       | (27)                         | (28)                                                            |
| Lampung Barat                                 | –                                                          | –                            | 80                                                              |
| Tanggamus                                     | –                                                          | –                            | –                                                               |
| Lampung Selatan                               | 1                                                          | –                            | 170                                                             |
| Lampung Timur                                 | –                                                          | –                            | 1 080                                                           |
| Lampung Tengah                                | –                                                          | –                            | –                                                               |
| Lampung Utara                                 | –                                                          | –                            | –                                                               |
| Way Kanan                                     | –                                                          | –                            | –                                                               |
| Tulang Bawang                                 | –                                                          | –                            | –                                                               |
| Pesawaran                                     | –                                                          | –                            | 570                                                             |
| Pringsewu                                     | –                                                          | –                            | –                                                               |
| Mesuji                                        | –                                                          | –                            | –                                                               |
| Tulang Bawang Barat                           | –                                                          | –                            | –                                                               |
| Pesisir Barat                                 | –                                                          | –                            | –                                                               |
| Bandar Lampung                                | –                                                          | –                            | –                                                               |
| Metro                                         | –                                                          | –                            | –                                                               |
| <b>Lampung</b>                                | <b>1</b>                                                   | <b>–</b>                     | <b>1 900</b>                                                    |

Lanjutan Tabel/Continued Table 4.5.7

| Kabupaten/Kota<br>Regency/Municipality | Gelombang Pasang/Abrasi<br>Tidal Wave/Abrasion     |                       |                                                         |
|----------------------------------------|----------------------------------------------------|-----------------------|---------------------------------------------------------|
|                                        | Meninggal<br>dan Hilang<br>Fatality<br>and Missing | Luka-luka<br>Casualty | Terdampak<br>dan Mengungsi<br>Affected<br>and Evacuated |
| (1)                                    | (29)                                               | (30)                  | (31)                                                    |
| Lampung Barat                          | –                                                  | –                     | –                                                       |
| Tanggamus                              | –                                                  | –                     | –                                                       |
| Lampung Selatan                        | –                                                  | –                     | –                                                       |
| Lampung Timur                          | –                                                  | –                     | –                                                       |
| Lampung Tengah                         | –                                                  | –                     | –                                                       |
| Lampung Utara                          | –                                                  | –                     | –                                                       |
| Way Kanan                              | –                                                  | –                     | –                                                       |
| Tulang Bawang                          | –                                                  | –                     | –                                                       |
| Pesawaran                              | –                                                  | –                     | –                                                       |
| Pringsewu                              | –                                                  | –                     | –                                                       |
| Mesuji                                 | –                                                  | –                     | –                                                       |
| Tulang Bawang Barat                    | –                                                  | –                     | –                                                       |
| Pesisir Barat                          | –                                                  | –                     | –                                                       |
| Bandar Lampung                         | –                                                  | –                     | –                                                       |
| Metro                                  | –                                                  | –                     | –                                                       |
| <b>Lampung</b>                         | –                                                  | –                     | –                                                       |

Catatan/Note: Data update per 12 Januari 2023/ Data updates per January 12th, 2023

Sumber/Source: Badan Nasional Penanggulangan Bencana/ National Agency for Disaster Management

**Tabel**  
**Table** 4.5.8

**Jumlah Kerusakan Rumah yang Diakibatkan Bencana Alam Menurut Kabupaten/Kota di Provinsi Lampung, 2022**  
**Number of Damaged Houses Due to Natural Disaster by Regency/Municipality in Lampung Province, 2022**

| Kabupaten/Kota<br><i>Regency/Municipality</i> | Gempa Bumi<br><i>Earthquake</i>       |                                |                                        |                              |
|-----------------------------------------------|---------------------------------------|--------------------------------|----------------------------------------|------------------------------|
|                                               | Rusak Berat<br><i>Severly Damaged</i> | Rusak Sedang<br><i>Damaged</i> | Rusak Ringan<br><i>Lightly Damaged</i> | Terendam<br><i>Sumberged</i> |
| (1)                                           | (2)                                   | (3)                            | (4)                                    | (5)                          |
| Lampung Barat                                 | –                                     | –                              | –                                      | –                            |
| Tanggamus                                     | –                                     | –                              | –                                      | –                            |
| Lampung Selatan                               | –                                     | –                              | –                                      | –                            |
| Lampung Timur                                 | –                                     | –                              | –                                      | –                            |
| Lampung Tengah                                | –                                     | –                              | –                                      | –                            |
| Lampung Utara                                 | –                                     | –                              | –                                      | –                            |
| Way Kanan                                     | –                                     | –                              | –                                      | –                            |
| Tulang Bawang                                 | –                                     | –                              | –                                      | –                            |
| Pesawaran                                     | –                                     | –                              | –                                      | –                            |
| Pringsewu                                     | –                                     | –                              | –                                      | –                            |
| Mesuji                                        | –                                     | –                              | –                                      | –                            |
| Tulang Bawang Barat                           | –                                     | –                              | –                                      | –                            |
| Pesisir Barat                                 | –                                     | 2                              | –                                      | –                            |
| Bandar Lampung                                | –                                     | –                              | –                                      | –                            |
| Metro                                         | –                                     | –                              | –                                      | –                            |
| <b>Lampung</b>                                | –                                     | 2                              | –                                      | –                            |

Lanjutan Tabel/*Continued Table 4.5.8*

| Kabupaten/Kota<br><i>Regency/Municipality</i> | Tsunami<br><i>Tsunami</i>             |                                |                                        |                              |
|-----------------------------------------------|---------------------------------------|--------------------------------|----------------------------------------|------------------------------|
|                                               | Rusak Berat<br><i>Severly Damaged</i> | Rusak Sedang<br><i>Damaged</i> | Rusak Ringan<br><i>Lightly Damaged</i> | Terendam<br><i>Submerged</i> |
| (1)                                           | (6)                                   | (7)                            | (8)                                    | (9)                          |
| Lampung Barat                                 | -                                     | -                              | -                                      | -                            |
| Tanggamus                                     | -                                     | -                              | -                                      | -                            |
| Lampung Selatan                               | -                                     | -                              | -                                      | -                            |
| Lampung Timur                                 | -                                     | -                              | -                                      | -                            |
| Lampung Tengah                                | -                                     | -                              | -                                      | -                            |
| Lampung Utara                                 | -                                     | -                              | -                                      | -                            |
| Way Kanan                                     | -                                     | -                              | -                                      | -                            |
| Tulang Bawang                                 | -                                     | -                              | -                                      | -                            |
| Pesawaran                                     | -                                     | -                              | -                                      | -                            |
| Pringsewu                                     | -                                     | -                              | -                                      | -                            |
| Mesuji                                        | -                                     | -                              | -                                      | -                            |
| Tulang Bawang Barat                           | -                                     | -                              | -                                      | -                            |
| Pesisir Barat                                 | -                                     | -                              | -                                      | -                            |
| Bandar Lampung                                | -                                     | -                              | -                                      | -                            |
| Metro                                         | -                                     | -                              | -                                      | -                            |
| <b>Lampung</b>                                | -                                     | -                              | -                                      | -                            |

Lanjutan Tabel/*Continued Table* 4.5.8

| Kabupaten/Kota<br><i>Regency/Municipality</i> | Gempa Bumi dan Tsunami<br><i>Earthquake and Tsunami</i> |                                |                                        |                              |
|-----------------------------------------------|---------------------------------------------------------|--------------------------------|----------------------------------------|------------------------------|
|                                               | Rusak Berat<br><i>Severly Damaged</i>                   | Rusak Sedang<br><i>Damaged</i> | Rusak Ringan<br><i>Lightly Damaged</i> | Terendam<br><i>Sumberged</i> |
| (1)                                           | (9)                                                     | (10)                           | (11)                                   | (12)                         |
| Lampung Barat                                 | -                                                       | -                              | -                                      | -                            |
| Tanggamus                                     | -                                                       | -                              | -                                      | -                            |
| Lampung Selatan                               | -                                                       | -                              | -                                      | -                            |
| Lampung Timur                                 | -                                                       | -                              | -                                      | -                            |
| Lampung Tengah                                | -                                                       | -                              | -                                      | -                            |
| Lampung Utara                                 | -                                                       | -                              | -                                      | -                            |
| Way Kanan                                     | -                                                       | -                              | -                                      | -                            |
| Tulang Bawang                                 | -                                                       | -                              | -                                      | -                            |
| Pesawaran                                     | -                                                       | -                              | -                                      | -                            |
| Pringsewu                                     | -                                                       | -                              | -                                      | -                            |
| Mesuji                                        | -                                                       | -                              | -                                      | -                            |
| Tulang Bawang Barat                           | -                                                       | -                              | -                                      | -                            |
| Pesisir Barat                                 | -                                                       | -                              | -                                      | -                            |
| Bandar Lampung                                | -                                                       | -                              | -                                      | -                            |
| Metro                                         | -                                                       | -                              | -                                      | -                            |
| <b>Lampung</b>                                | -                                                       | -                              | -                                      | -                            |



Lanjutan Tabel/Continued Table 4.5.8

| Kabupaten/Kota<br>Regency/Municipality | Letusan Gunung Api<br>Volcanic Eruption |                         |                                    |                       |
|----------------------------------------|-----------------------------------------|-------------------------|------------------------------------|-----------------------|
|                                        | Rusak Berat<br>Severly<br>Damaged       | Rusak Sedang<br>Damaged | Rusak Ringan<br>Lightly<br>Damaged | Terendam<br>Sumberged |
| (1)                                    | (13)                                    | (14)                    | (15)                               | (16)                  |
| Lampung Barat                          | –                                       | –                       | –                                  | –                     |
| Tanggamus                              | –                                       | –                       | –                                  | –                     |
| Lampung Selatan                        | –                                       | –                       | –                                  | –                     |
| Lampung Timur                          | –                                       | –                       | –                                  | –                     |
| Lampung Tengah                         | –                                       | –                       | –                                  | –                     |
| Lampung Utara                          | –                                       | –                       | –                                  | –                     |
| Way Kanan                              | –                                       | –                       | –                                  | –                     |
| Tulang Bawang                          | –                                       | –                       | –                                  | –                     |
| Pesawaran                              | –                                       | –                       | –                                  | –                     |
| Pringsewu                              | –                                       | –                       | –                                  | –                     |
| Mesuji                                 | –                                       | –                       | –                                  | –                     |
| Tulang Bawang Barat                    | –                                       | –                       | –                                  | –                     |
| Pesisir Barat                          | –                                       | –                       | –                                  | –                     |
| Bandar Lampung                         | –                                       | –                       | –                                  | –                     |
| Metro                                  | –                                       | –                       | –                                  | –                     |
| <b>Lampung</b>                         | –                                       | –                       | –                                  | –                     |

Lanjutan Tabel/*Continued Table 4.5.8*

| Kabupaten/Kota<br><i>Regency/Municipality</i> | Tanah Longsor<br><i>Landslide</i>     |                                |                                        |                              |
|-----------------------------------------------|---------------------------------------|--------------------------------|----------------------------------------|------------------------------|
|                                               | Rusak Berat<br><i>Severly Damaged</i> | Rusak Sedang<br><i>Damaged</i> | Rusak Ringan<br><i>Lightly Damaged</i> | Terendam<br><i>Sumberged</i> |
| (1)                                           | (17)                                  | (18)                           | (19)                                   | (20)                         |
| Lampung Barat                                 | –                                     | 1                              | 3                                      | –                            |
| Tanggamus                                     | –                                     | –                              | –                                      | –                            |
| Lampung Selatan                               | –                                     | –                              | –                                      | –                            |
| Lampung Timur                                 | –                                     | –                              | –                                      | –                            |
| Lampung Tengah                                | –                                     | –                              | –                                      | –                            |
| Lampung Utara                                 | –                                     | –                              | –                                      | –                            |
| Way Kanan                                     | –                                     | –                              | –                                      | –                            |
| Tulang Bawang                                 | –                                     | –                              | –                                      | –                            |
| Pesawaran                                     | –                                     | –                              | –                                      | –                            |
| Pringsewu                                     | –                                     | –                              | –                                      | –                            |
| Mesuji                                        | –                                     | –                              | –                                      | –                            |
| Tulang Bawang Barat                           | –                                     | –                              | –                                      | –                            |
| Pesisir Barat                                 | 2                                     | –                              | –                                      | –                            |
| Bandar Lampung                                | –                                     | –                              | –                                      | –                            |
| Metro                                         | –                                     | –                              | –                                      | –                            |
| <b>Lampung</b>                                | <b>2</b>                              | <b>1</b>                       | <b>3</b>                               | <b>–</b>                     |

Lanjutan Tabel/*Continued Table 4.5.8*

| Kabupaten/Kota<br><i>Regency/Municipality</i> | Banjir<br><i>Floods</i>               |                                |                                        |                              |
|-----------------------------------------------|---------------------------------------|--------------------------------|----------------------------------------|------------------------------|
|                                               | Rusak Berat<br><i>Severly Damaged</i> | Rusak Sedang<br><i>Damaged</i> | Rusak Ringan<br><i>Lightly Damaged</i> | Terendam<br><i>Sumberged</i> |
| (1)                                           | (21)                                  | (22)                           | (23)                                   | (24)                         |
| Lampung Barat                                 | 2                                     | 2                              | –                                      | 62                           |
| Tanggamus                                     | 1                                     | –                              | –                                      | 2 723                        |
| Lampung Selatan                               | 2                                     | 2                              | –                                      | 2 092                        |
| Lampung Timur                                 | –                                     | –                              | –                                      | 5                            |
| Lampung Tengah                                | –                                     | –                              | –                                      | 17                           |
| Lampung Utara                                 | –                                     | –                              | –                                      | –                            |
| Way Kanan                                     | –                                     | –                              | –                                      | –                            |
| Tulang Bawang                                 | 1                                     | –                              | 2                                      | 602                          |
| Pesawaran                                     | 11                                    | –                              | 6                                      | 1 140                        |
| Pringsewu                                     | 1                                     | –                              | –                                      | –                            |
| Mesuji                                        | –                                     | –                              | –                                      | 749                          |
| Tulang Bawang Barat                           | –                                     | –                              | –                                      | –                            |
| Pesisir Barat                                 | 2                                     | –                              | 10                                     | 38                           |
| Bandar Lampung                                | –                                     | –                              | –                                      | 6                            |
| Metro                                         | –                                     | –                              | –                                      | –                            |
| <b>Lampung</b>                                | <b>20</b>                             | <b>4</b>                       | <b>18</b>                              | <b>7 434</b>                 |

Lanjutan Tabel/*Continued Table 4.5.8*

| Kabupaten/Kota<br><i>Regency/Municipality</i> | Kekeringan<br><i>Drought</i>          |                                |                                        |                              |
|-----------------------------------------------|---------------------------------------|--------------------------------|----------------------------------------|------------------------------|
|                                               | Rusak Berat<br><i>Severly Damaged</i> | Rusak Sedang<br><i>Damaged</i> | Rusak Ringan<br><i>Lightly Damaged</i> | Terendam<br><i>Sumberged</i> |
| (1)                                           | (25)                                  | (26)                           | (27)                                   | (28)                         |
| Lampung Barat                                 | –                                     | –                              | –                                      | –                            |
| Tanggamus                                     | –                                     | –                              | –                                      | –                            |
| Lampung Selatan                               | –                                     | –                              | –                                      | –                            |
| Lampung Timur                                 | –                                     | –                              | –                                      | –                            |
| Lampung Tengah                                | –                                     | –                              | –                                      | –                            |
| Lampung Utara                                 | –                                     | –                              | –                                      | –                            |
| Way Kanan                                     | –                                     | –                              | –                                      | –                            |
| Tulang Bawang                                 | –                                     | –                              | –                                      | –                            |
| Pesawaran                                     | –                                     | –                              | –                                      | –                            |
| Pringsewu                                     | –                                     | –                              | –                                      | –                            |
| Mesuji                                        | –                                     | –                              | –                                      | –                            |
| Tulang Bawang Barat                           | –                                     | –                              | –                                      | –                            |
| Pesisir Barat                                 | –                                     | –                              | –                                      | –                            |
| Bandar Lampung                                | –                                     | –                              | –                                      | –                            |
| Metro                                         | –                                     | –                              | –                                      | –                            |
| <b>Lampung</b>                                | –                                     | –                              | –                                      | –                            |

Lanjutan Tabel/*Continued Table 4.5.8*

| Kabupaten/Kota<br><i>Regency/Municipality</i> | Kebakaran Hutan dan Lahan<br><i>Forest and Land Fires</i> |                                |                                        |                              |
|-----------------------------------------------|-----------------------------------------------------------|--------------------------------|----------------------------------------|------------------------------|
|                                               | Rusak Berat<br><i>Severly Damaged</i>                     | Rusak Sedang<br><i>Damaged</i> | Rusak Ringan<br><i>Lightly Damaged</i> | Terendam<br><i>Sumberged</i> |
| (1)                                           | (29)                                                      | (30)                           | (31)                                   | (32)                         |
| Lampung Barat                                 | –                                                         | –                              | –                                      | –                            |
| Tanggamus                                     | –                                                         | –                              | –                                      | –                            |
| Lampung Selatan                               | –                                                         | –                              | –                                      | –                            |
| Lampung Timur                                 | –                                                         | –                              | –                                      | –                            |
| Lampung Tengah                                | –                                                         | –                              | –                                      | –                            |
| Lampung Utara                                 | –                                                         | –                              | –                                      | –                            |
| Way Kanan                                     | –                                                         | –                              | –                                      | –                            |
| Tulang Bawang                                 | –                                                         | –                              | –                                      | –                            |
| Pesawaran                                     | –                                                         | –                              | –                                      | –                            |
| Pringsewu                                     | –                                                         | –                              | –                                      | –                            |
| Mesuji                                        | –                                                         | –                              | –                                      | –                            |
| Tulang Bawang Barat                           | –                                                         | –                              | –                                      | –                            |
| Pesisir Barat                                 | –                                                         | –                              | –                                      | –                            |
| Bandar Lampung                                | –                                                         | –                              | –                                      | –                            |
| Metro                                         | –                                                         | –                              | –                                      | –                            |
| <b>Lampung</b>                                | –                                                         | –                              | –                                      | –                            |

Lanjutan Tabel/*Continued Table 4.5.8*

| Kabupaten/Kota<br><i>Regency/Municipality</i> | Cuaca Ekstrem<br><i>Extreme Weather</i> |                                |                                        |                              |
|-----------------------------------------------|-----------------------------------------|--------------------------------|----------------------------------------|------------------------------|
|                                               | Rusak Berat<br><i>Severly Damaged</i>   | Rusak Sedang<br><i>Damaged</i> | Rusak Ringan<br><i>Lightly Damaged</i> | Terendam<br><i>Sumberged</i> |
| (1)                                           | (33)                                    | (34)                           | (35)                                   | (36)                         |
| Lampung Barat                                 | 3                                       | –                              | –                                      | –                            |
| Tanggamus                                     | –                                       | –                              | –                                      | –                            |
| Lampung Selatan                               | 2                                       | –                              | 132                                    | –                            |
| Lampung Timur                                 | 11                                      | 28                             | 177                                    | –                            |
| Lampung Tengah                                | –                                       | –                              | –                                      | –                            |
| Lampung Utara                                 | –                                       | –                              | –                                      | –                            |
| Way Kanan                                     | –                                       | –                              | –                                      | –                            |
| Tulang Bawang                                 | –                                       | –                              | –                                      | –                            |
| Pesawaran                                     | 6                                       | 9                              | 99                                     | –                            |
| Pringsewu                                     | –                                       | –                              | –                                      | –                            |
| Mesuji                                        | –                                       | –                              | –                                      | –                            |
| Tulang Bawang Barat                           | –                                       | –                              | –                                      | –                            |
| Pesisir Barat                                 | –                                       | –                              | –                                      | –                            |
| Bandar Lampung                                | –                                       | –                              | –                                      | –                            |
| Metro                                         | –                                       | –                              | –                                      | –                            |
| <b>Lampung</b>                                | <b>22</b>                               | <b>37</b>                      | <b>421</b>                             | <b>–</b>                     |

Lanjutan Tabel/Continued Table 4.5.8

| Kabupaten/Kota<br>Regency/Municipality | Gelombang Pasang/Abrasi<br>Tidal Wave/Abrasion |                         |                                    |                       |
|----------------------------------------|------------------------------------------------|-------------------------|------------------------------------|-----------------------|
|                                        | Rusak Berat<br>Severly<br>Damaged              | Rusak Sedang<br>Damaged | Rusak Ringan<br>Lightly<br>Damaged | Terendam<br>Sunderged |
| (1)                                    | (37)                                           | (38)                    | (39)                               | (40)                  |
| Lampung Barat                          | -                                              | -                       | -                                  | -                     |
| Tanggamus                              | -                                              | -                       | -                                  | -                     |
| Lampung Selatan                        | -                                              | -                       | -                                  | -                     |
| Lampung Timur                          | -                                              | -                       | -                                  | -                     |
| Lampung Tengah                         | -                                              | -                       | -                                  | -                     |
| Lampung Utara                          | -                                              | -                       | -                                  | -                     |
| Way Kanan                              | -                                              | -                       | -                                  | -                     |
| Tulang Bawang                          | -                                              | -                       | -                                  | -                     |
| Pesawaran                              | -                                              | -                       | -                                  | -                     |
| Pringsewu                              | -                                              | -                       | -                                  | -                     |
| Mesuji                                 | -                                              | -                       | -                                  | -                     |
| Tulang Bawang Barat                    | -                                              | -                       | -                                  | -                     |
| Pesisir Barat                          | -                                              | -                       | -                                  | -                     |
| Bandar Lampung                         | -                                              | -                       | -                                  | -                     |
| Metro                                  | -                                              | -                       | -                                  | -                     |
| <b>Lampung</b>                         | -                                              | -                       | -                                  | -                     |

Catatan/Note: Data update per 12 Januari 2023/ Data updates per January 12th, 2023

Sumber/Source: Badan Nasional Penanggulangan Bencana/ National Agency for Disaster Management

**Tabel**  
**Table 4.5.9****Jumlah Desa<sup>1</sup>/Kelurahan yang Mengalami Bencana Alam<sup>2</sup>  
Menurut Kabupaten/Kota di Provinsi Lampung, 2019–  
2021**  
**Number of Villages<sup>1</sup> that Had Natural Disaster<sup>2</sup> by Regency/  
Municipality in Lampung Province, 2019–2021**

| Kabupaten/Kota<br>Regency/Municipality | Banjir/Flood |            |            |
|----------------------------------------|--------------|------------|------------|
|                                        | 2019         | 2020       | 2021       |
| (1)                                    | (2)          | (3)        | (4)        |
| Lampung Barat                          | 23           | 16         | 11         |
| Tanggamus                              | 57           | 51         | 37         |
| Lampung Selatan                        | 38           | 43         | 46         |
| Lampung Timur                          | 25           | 19         | 18         |
| Lampung Tengah                         | 32           | 43         | 21         |
| Lampung Utara                          | 14           | 31         | 22         |
| Way Kanan                              | 35           | 41         | 40         |
| Tulang Bawang                          | 14           | 19         | 8          |
| Pesawaran                              | 54           | 48         | 33         |
| Pringsewu                              | 3            | 7          | 5          |
| Mesuji                                 | 30           | 14         | 19         |
| Tulang Bawang Barat                    | 6            | –          | 1          |
| Pesisir Barat                          | 19           | 15         | 10         |
| Bandar Lampung                         | 31           | 39         | 38         |
| Metro                                  | –            | 1          | 7          |
| <b>Lampung</b>                         | <b>381</b>   | <b>387</b> | <b>316</b> |



Lanjutan Tabel/*Continued Table 4.5.9*

| Kabupaten/Kota<br>Regency/Municipality | Gempa Bumi/ <i>Earthquake</i> |           |           |
|----------------------------------------|-------------------------------|-----------|-----------|
|                                        | 2019                          | 2020      | 2021      |
| (1)                                    | (5)                           | (6)       | (7)       |
| Lampung Barat                          | 11                            | 29        | 6         |
| Tanggamus                              | 6                             | 2         | 23        |
| Lampung Selatan                        | –                             | –         | –         |
| Lampung Timur                          | –                             | 28        | –         |
| Lampung Tengah                         | –                             | –         | –         |
| Lampung Utara                          | –                             | 1         | –         |
| Way Kanan                              | –                             | –         | –         |
| Tulang Bawang                          | –                             | –         | –         |
| Pesawaran                              | 1                             | –         | 1         |
| Pringsewu                              | –                             | –         | –         |
| Mesuji                                 | –                             | –         | –         |
| Tulang Bawang Barat                    | –                             | –         | –         |
| Pesisir Barat                          | 2                             | –         | 16        |
| Bandar Lampung                         | –                             | 2         | –         |
| Metro                                  | –                             | –         | –         |
| <b>Lampung</b>                         | <b>20</b>                     | <b>62</b> | <b>46</b> |

Lanjutan Tabel/*Continued Table 4.5.9*

| Kabupaten/Kota<br><i>Regency/Municipality</i> | Tanah Longsor/ <i>Landslide</i> |            |           |
|-----------------------------------------------|---------------------------------|------------|-----------|
|                                               | 2019                            | 2020       | 2021      |
| (1)                                           | (8)                             | (9)        | (10)      |
| Lampung Barat                                 | 32                              | 26         | 20        |
| Tanggamus                                     | 33                              | 26         | 13        |
| Lampung Selatan                               | 2                               | –          | 1         |
| Lampung Timur                                 | –                               | –          | –         |
| Lampung Tengah                                | 1                               | –          | 2         |
| Lampung Utara                                 | 1                               | 2          | 1         |
| Way Kanan                                     | 5                               | 4          | 1         |
| Tulang Bawang                                 | –                               | –          | –         |
| Pesawaran                                     | 20                              | 23         | 5         |
| Pringsewu                                     | –                               | –          | –         |
| Mesuji                                        | –                               | –          | –         |
| Tulang Bawang Barat                           | –                               | –          | –         |
| Pesisir Barat                                 | 8                               | 10         | 5         |
| Bandar Lampung                                | 5                               | 9          | 16        |
| Metro                                         | –                               | –          | 1         |
| <b>Lampung</b>                                | <b>107</b>                      | <b>100</b> | <b>65</b> |

Catatan/*Note*: <sup>1</sup> Desa pada tabel ini termasuk Unit Permukiman Transmigrasi (UPT) yang masih dibina oleh kementerian terkait/  
*Villages in this table are included in Transmigration Settlement Unit which is still fostered by the relevant ministries*

<sup>2</sup> Kejadian dalam setahun sebelum tahun pencacahan/*Occurrence in the last one year before the enumeration year*  
Sumber/*Source*: BPS, Pendataan Potensi Desa (Podes)/*BPS-Statistics Indonesia, Village Potential Data Collecting*

**Tabel**  
**Table** 4.5.10

**Jumlah Keluarga Penerima Manfaat (KPM) dan Anggaran Bantuan Sosial Pangan Menurut Kabupaten/Kota di Provinsi Lampung, 2022**  
**Number of Beneficiary Family and Food Social Assistance Budget by Regency/Municipality in Lampung Province, 2022**

| Kabupaten/Kota<br>Regency/Municipality | Jumlah Penerima Bantuan<br>(kepala keluarga)<br>Number of Beneficiaries<br>(head of household) |                          | Jumlah Anggaran (rupiah)<br>Budget Amount (rupiahs) |                          |
|----------------------------------------|------------------------------------------------------------------------------------------------|--------------------------|-----------------------------------------------------|--------------------------|
|                                        | Rencana<br>Planning                                                                            | Realisasi<br>Realization | Rencana<br>Planning                                 | Realisasi<br>Realization |
| (1)                                    | (2)                                                                                            | (3)                      | (4)                                                 | (5)                      |
| Lampung Barat                          | 186 132                                                                                        | 179 650                  | 64 294 000 000                                      | 62 382 000 000           |
| Tanggamus                              | 456 824                                                                                        | 444 450                  | 157 040 600 000                                     | 153 475 000 000          |
| Lampung Selatan                        | 652 937                                                                                        | 578 955                  | 224 818 000 000                                     | 209 002 200 000          |
| Lampung Timur                          | 590 552                                                                                        | 565 209                  | 203 358 800 000                                     | 196 196 000 000          |
| Lampung Tengah                         | 634 910                                                                                        | 558 620                  | 218 703 000 000                                     | 201 730 400 000          |
| Lampung Utara                          | 454 206                                                                                        | 434 050                  | 156 445 000 000                                     | 150 608 000 000          |
| Way Kanan                              | 311 488                                                                                        | 300 109                  | 107 066 800 000                                     | 103 880 800 000          |
| Tulang Bawang                          | 197 408                                                                                        | 187 256                  | 68 066 000 000                                      | 64 940 000 000           |
| Pesawaran                              | 318 402                                                                                        | 304 581                  | 109 683 800 000                                     | 105 891 400 000          |
| Pringsewu                              | 240 086                                                                                        | 209 520                  | 82 054 400 000                                      | 75 410 200 000           |
| Mesuji                                 | 132 420                                                                                        | 128 414                  | 45 529 200 000                                      | 44 278 600 000           |
| Tulang Bawang Barat                    | 133 583                                                                                        | 124 638                  | 45 840 800 000                                      | 43 324 200 000           |
| Pesisir Barat                          | 120 036                                                                                        | 106 333                  | 41 314 800 000                                      | 38 279 600 000           |
| Bandar Lampung                         | 380 245                                                                                        | 332 017                  | 130 931 200 000                                     | 120 335 400 000          |
| Metro                                  | 57 476                                                                                         | 50 474                   | 19 691 200 000                                      | 18 109 200 000           |
| <b>Lampung</b>                         | <b>4 866 705</b>                                                                               | <b>4 504 276</b>         | <b>1 674 837 600 000</b>                            | <b>1 587 843 000 000</b> |

Sumber/Source: Kementerian Sosial/Ministry of Social Affairs

**Tabel**  
**Table** 4.5.11

**Jumlah Penyandang Disabilitas Menurut Ragam  
Disabilitas di Provinsi Lampung, 2021**  
*Number of Persons with Disabilities by Variety of Disabilities  
in Lampung Province, 2021*

| Kabupaten/Kota<br><i>Regency/Municipality</i> | Disabilitas Fisik<br><i>Physical Disability</i> |                                                                         | Disabilitas Mental<br><i>Mental Disability</i>                      |                        |
|-----------------------------------------------|-------------------------------------------------|-------------------------------------------------------------------------|---------------------------------------------------------------------|------------------------|
|                                               | Daksa<br><i>Daksha</i>                          | Eks Kusta/<br>Penyakit Kronis<br><i>Ex Leprosy/<br/>Chronic Disease</i> | Mental<br>(Gangguan<br>Jiwa)<br><i>Mental (Mental<br/>Disorder)</i> | Autis<br><i>Autism</i> |
| (1)                                           | (2)                                             | (3)                                                                     | (4)                                                                 | (5)                    |
| Lampung Barat                                 | 62                                              | –                                                                       | 30                                                                  | 2                      |
| Tanggamus                                     | 419                                             | 33                                                                      | 136                                                                 | 23                     |
| Lampung Selatan                               | 282                                             | 1                                                                       | 32                                                                  | 15                     |
| Lampung Timur                                 | 232                                             | 10                                                                      | 143                                                                 | 3                      |
| Lampung Tengah                                | 352                                             | 17                                                                      | 299                                                                 | 9                      |
| Lampung Utara                                 | 308                                             | 23                                                                      | 100                                                                 | 4                      |
| Way Kanan                                     | 82                                              | 7                                                                       | 46                                                                  | 5                      |
| Tulang Bawang                                 | 32                                              | 1                                                                       | 27                                                                  | 1                      |
| Pesawaran                                     | 276                                             | 8                                                                       | 69                                                                  | 5                      |
| Pringsewu                                     | 277                                             | 6                                                                       | 107                                                                 | 8                      |
| Mesuji                                        | 105                                             | 25                                                                      | 48                                                                  | 6                      |
| Tulang Bawang Barat                           | 26                                              | 1                                                                       | 10                                                                  | 2                      |
| Pesisir Barat                                 | 180                                             | 1                                                                       | 42                                                                  | 1                      |
| Bandar Lampung                                | 191                                             | 1                                                                       | 130                                                                 | 14                     |
| Metro                                         | 177                                             | 5                                                                       | 41                                                                  | 7                      |
| <b>Lampung</b>                                | <b>3 001</b>                                    | <b>139</b>                                                              | <b>1 260</b>                                                        | <b>105</b>             |

Lanjutan Tabel/Continued Table 4.5.11

| Kabupaten/Kota<br>Regency/Municipality | Disabilitas Sensorik<br>Sensory Disabilities |                |                                      |                           |
|----------------------------------------|----------------------------------------------|----------------|--------------------------------------|---------------------------|
|                                        | Rungu<br>Deaf                                | Wicara<br>Talk | Penglihatan<br>Rendah/<br>Low Vision | Buta Total<br>Total Blind |
| (1)                                    | (6)                                          | (7)            | (8)                                  | (9)                       |
| Lampung Barat                          | 9                                            | 10             | 3                                    | –                         |
| Tanggamus                              | 32                                           | 33             | 36                                   | 42                        |
| Lampung Selatan                        | 12                                           | 26             | 7                                    | 34                        |
| Lampung Timur                          | 11                                           | 40             | 18                                   | 16                        |
| Lampung Tengah                         | 22                                           | 48             | 78                                   | 70                        |
| Lampung Utara                          | 42                                           | 17             | 19                                   | 56                        |
| Way Kanan                              | 22                                           | 15             | 9                                    | 11                        |
| Tulang Bawang                          | 10                                           | 3              | 2                                    | 1                         |
| Pesawaran                              | 26                                           | 6              | 13                                   | 10                        |
| Pringsewu                              | 24                                           | 25             | 21                                   | 25                        |
| Mesuji                                 | 65                                           | 11             | 16                                   | 5                         |
| Tulang Bawang Barat                    | 1                                            | 3              | 4                                    | 3                         |
| Pesisir Barat                          | 64                                           | 13             | 57                                   | 32                        |
| Bandar Lampung                         | 64                                           | 14             | 11                                   | 98                        |
| Metro                                  | 11                                           | 12             | 5                                    | 19                        |
| <b>Lampung</b>                         | <b>415</b>                                   | <b>276</b>     | <b>299</b>                           | <b>422</b>                |

Lanjutan Tabel/*Continued Table* 4.5.11

| Kabupaten/Kota<br><i>Regency/Municipality</i> | Disabilitas Intelektual<br><i>Intellectual Disabilities</i> |            |                                      |
|-----------------------------------------------|-------------------------------------------------------------|------------|--------------------------------------|
|                                               | Lambat Belajar<br><i>Slow Learning</i>                      | Grahitita  | Sindrom Down<br><i>Down syndrome</i> |
| (1)                                           | (10)                                                        | (11)       | (12)                                 |
| Lampung Barat                                 | –                                                           | 2          | 6                                    |
| Tanggamus                                     | 16                                                          | 24         | 28                                   |
| Lampung Selatan                               | 4                                                           | 39         | 18                                   |
| Lampung Timur                                 | 4                                                           | 7          | 15                                   |
| Lampung Tengah                                | 10                                                          | 28         | 19                                   |
| Lampung Utara                                 | 7                                                           | 85         | 8                                    |
| Way Kanan                                     | 1                                                           | 4          | –                                    |
| Tulang Bawang                                 | –                                                           | 2          | 3                                    |
| Pesawaran                                     | –                                                           | 14         | 19                                   |
| Pringsewu                                     | 6                                                           | 21         | 32                                   |
| Mesuji                                        | 3                                                           | 12         | 16                                   |
| Tulang Bawang Barat                           | 2                                                           | –          | 6                                    |
| Pesisir Barat                                 | 5                                                           | 1          | 5                                    |
| Bandar Lampung                                | 25                                                          | 27         | 42                                   |
| Metro                                         | 18                                                          | 25         | 11                                   |
| <b>Lampung</b>                                | <b>101</b>                                                  | <b>291</b> | <b>228</b>                           |

Lanjutan Tabel/*Continued Table* 4.5.11

| Kabupaten/Kota<br><i>Regency/Municipality</i> | Disabilitas Ganda<br><i>Multiple Disability</i> | Jumlah<br><i>Total</i> |
|-----------------------------------------------|-------------------------------------------------|------------------------|
| (1)                                           | (13)                                            | (14)                   |
| Lampung Barat                                 | 9                                               | 133                    |
| Tanggamus                                     | 482                                             | 1 304                  |
| Lampung Selatan                               | 206                                             | 676                    |
| Lampung Timur                                 | 396                                             | 895                    |
| Lampung Tengah                                | 520                                             | 1 472                  |
| Lampung Utara                                 | 355                                             | 1 024                  |
| Way Kanan                                     | 74                                              | 276                    |
| Tulang Bawang                                 | 49                                              | 131                    |
| Pesawaran                                     | 238                                             | 684                    |
| Pringsewu                                     | 221                                             | 773                    |
| Mesuji                                        | 83                                              | 395                    |
| Tulang Bawang Barat                           | 49                                              | 107                    |
| Pesisir Barat                                 | 35                                              | 436                    |
| Bandar Lampung                                | 231                                             | 848                    |
| Metro                                         | 131                                             | 462                    |
| <b>Lampung</b>                                | <b>3 079</b>                                    | <b>9 616</b>           |

Sumber/*Source*: Dinas Sosial Provinsi Lampung/*Social Affairs Regional Office of Lampung Province*

#### 4.6 KEMISKINAN DAN PEMBANGUNAN MANUSIA POVERTY AND HUMAN DEVELOPMENT

**Tabel** 4.6.1 **Garis Kemiskinan, Jumlah, dan Persentase Penduduk Miskin di Provinsi Lampung, 2014–2022**  
**Table** 4.6.1 **Poverty Line, Number, and Percentage of Poor People in Lampung Province, 2014–2022**

| Tahun<br>Year            | Garis Kemiskinan<br>(rupiah/kapita/bulan)<br>Poverty Line<br>(rupiah/capita/month) |                    | Jumlah Penduduk<br>Miskin (ribu)<br>Number of Poor People<br>(thousand) |                    |                                    |
|--------------------------|------------------------------------------------------------------------------------|--------------------|-------------------------------------------------------------------------|--------------------|------------------------------------|
|                          | Perkotaan<br>Urban                                                                 | Perdesaan<br>Rural | Perkotaan<br>Urban                                                      | Perdesaan<br>Rural | Perkotaan+Perdesaan<br>Urban+Rural |
| (1)                      | (2)                                                                                | (3)                | (4)                                                                     | (5)                | (6)                                |
| 2014 Maret/March         | 336 927                                                                            | 295 931            | 230,63                                                                  | 912,28             | 1 142,92                           |
| 2014 September/September | 350 024                                                                            | 307 818            | 224,21                                                                  | 919,73             | 1 143,93                           |
| 2015 Maret/March         | 370 839                                                                            | 326 283            | 233,27                                                                  | 930,22             | 1 163,49                           |
| 2015 September/September | 386 728                                                                            | 346 088            | 197,94                                                                  | 902,74             | 1 100,68                           |
| 2016 Maret/March         | 392 488                                                                            | 354 678            | 233,39                                                                  | 936,21             | 1 169,60                           |
| 2016 September/September | 398 378                                                                            | 357 792            | 227,44                                                                  | 912,34             | 1 139,78                           |
| 2017 Maret/March         | 420 227                                                                            | 371 894            | 228,32                                                                  | 903,41             | 1 131,73                           |
| 2017 September/September | 427 072                                                                            | 377 049            | 211,97                                                                  | 871,77             | 1 083,74                           |
| 2018 Maret/March         | 444 246                                                                            | 385 965            | 228,82                                                                  | 868,22             | 1 097,05                           |
| 2018 September/September | 453 053                                                                            | 392 201            | 230,20                                                                  | 861,40             | 1 091,60                           |
| 2019 Maret/March         | 463 654                                                                            | 398 937            | 231,86                                                                  | 831,80             | 1 063,66                           |
| 2019 September/September | 477 071                                                                            | 416 694            | 224,69                                                                  | 816,79             | 1 041,48                           |
| 2020 Maret/March         | 500 720                                                                            | 433 843            | 237,10                                                                  | 812,22             | 1 049,32                           |
| 2020 September/September | 504 330                                                                            | 437 107            | 259,28                                                                  | 831,86             | 1 091,14                           |
| 2021 Maret/March         | 516 003                                                                            | 451 211            | 254,60                                                                  | 829,33             | 1 083,93                           |
| 2021 September/September | 535 133                                                                            | 472 918            | 236,48                                                                  | 770,54             | 1 007,02                           |
| 2022 Maret/March         | 412 358                                                                            | 372 425            | 234,78                                                                  | 767,63             | 1 002,41                           |
| 2022 September/September | 439 148                                                                            | 392 553            | 239,11                                                                  | 756,48             | 995,59                             |



Lanjutan Tabel/*Continued Table 4.6.1*

| Tahun<br>Year |                     | Persentase Penduduk Miskin<br>Percentage of Poor People |                    |                                    |
|---------------|---------------------|---------------------------------------------------------|--------------------|------------------------------------|
|               |                     | Perkotaan<br>Urban                                      | Perdesaan<br>Rural | Perkotaan+Perdesaan<br>Urban+Rural |
| (1)           |                     | (7)                                                     | (8)                | (9)                                |
| 2014          | Maret/March         | 11,08                                                   | 15,41              | 14,28                              |
| 2014          | September/September | 10,68                                                   | 15,46              | 14,21                              |
| 2015          | Maret/March         | 10,94                                                   | 15,56              | 14,35                              |
| 2015          | September/September | 9,25                                                    | 15,05              | 13,53                              |
| 2016          | Maret/March         | 10,53                                                   | 15,69              | 14,29                              |
| 2016          | September/September | 10,15                                                   | 15,24              | 13,86                              |
| 2017          | Maret/March         | 10,03                                                   | 15,08              | 13,69                              |
| 2017          | September/September | 9,13                                                    | 14,56              | 13,04                              |
| 2018          | Maret/March         | 9,27                                                    | 14,76              | 13,14                              |
| 2018          | September/September | 9,06                                                    | 14,73              | 13,01                              |
| 2019          | Maret/March         | 8,92                                                    | 14,27              | 12,62                              |
| 2019          | September/September | 8,60                                                    | 13,96              | 12,30                              |
| 2020          | Maret/March         | 9,02                                                    | 13,83              | 12,34                              |
| 2020          | September/September | 9,59                                                    | 14,22              | 12,76                              |
| 2021          | Maret/March         | 9,29                                                    | 14,18              | 12,62                              |
| 2021          | September/September | 8,50                                                    | 13,18              | 11,67                              |
| 2022          | Maret/March         | 8,31                                                    | 13,14              | 11,57                              |
| 2022          | September/September | 8,34                                                    | 12,96              | 11,44                              |

Sumber/Source: BPS, Survei Sosial Ekonomi Nasional/BPS-Statistics Indonesia, National Socioeconomic Survey

**Tabel**  
**Table** 4.6.2**Jumlah dan Persentase Penduduk Miskin Menurut Kabupaten/Kota di Provinsi Lampung, 2021 dan 2022**  
**Poverty Line, Number and Percentage of Poor People by Regency/Municipality in Lampung Province, 2021 and 2022**

| Kabupaten/Kota<br>Regency/Municipality | Jumlah Penduduk Miskin<br>(ribu)/Number of Poor People<br>(thousand) |                 | Persentase Penduduk Miskin<br>Percentage of Poor People |              |
|----------------------------------------|----------------------------------------------------------------------|-----------------|---------------------------------------------------------|--------------|
|                                        | 2021                                                                 | 2022            | 2021                                                    | 2022         |
| (1)                                    | (2)                                                                  | (3)             | (4)                                                     | (5)          |
| Lampung Barat                          | 39,36                                                                | 36,20           | 12,82                                                   | 11,71        |
| Tanggamus                              | 71,89                                                                | 67,43           | 11,81                                                   | 10,98        |
| Lampung Selatan                        | 145,85                                                               | 136,21          | 14,19                                                   | 13,14        |
| Lampung Timur                          | 159,79                                                               | 149,12          | 15,08                                                   | 13,98        |
| Lampung Tengah                         | 155,77                                                               | 143,34          | 11,99                                                   | 10,96        |
| Lampung Utara                          | 121,91                                                               | 114,67          | 19,63                                                   | 18,41        |
| Way Kanan                              | 59,89                                                                | 54,28           | 13,09                                                   | 11,76        |
| Tulang Bawang                          | 44,53                                                                | 39,19           | 9,67                                                    | 8,42         |
| Pesawaran                              | 68,31                                                                | 63,17           | 15,11                                                   | 13,85        |
| Pringsewu                              | 41,04                                                                | 38,18           | 10,11                                                   | 9,34         |
| Mesuji                                 | 15,24                                                                | 13,88           | 7,54                                                    | 6,84         |
| Tulang Bawang Barat                    | 23,03                                                                | 20,72           | 8,32                                                    | 7,44         |
| Pesisir Barat                          | 23,23                                                                | 21,85           | 14,81                                                   | 13,84        |
| Bandar Lampung                         | 98,76                                                                | 90,51           | 9,11                                                    | 8,21         |
| Metro                                  | 15,32                                                                | 13,68           | 8,93                                                    | 7,87         |
| <b>Lampung</b>                         | <b>1 083,93</b>                                                      | <b>1 002,41</b> | <b>12,62</b>                                            | <b>11,57</b> |

Sumber/Source: BPS, Survei Sosial Ekonomi Nasional/BPS-Statistics Indonesia, National Socioeconomic Survey

**Tabel**  
**Table** 4.6.3

**Indeks Kedalaman Kemiskinan dan Indeks Keparahan  
Kemiskinan Menurut Daerah di Provinsi Lampung,  
2014–2022**  
*Poverty Gap Index and Poverty Severity Index by Region in  
Lampung Province, 2014–2022*

| Tahun<br>Year |                     | Indeks Kedalaman Kemiskinan<br>Poverty Gap Index |                    |                                        |
|---------------|---------------------|--------------------------------------------------|--------------------|----------------------------------------|
|               |                     | Perkotaan<br>Urban                               | Perdesaan<br>Rural | Perkotaan+<br>Perdesaan<br>Urban+Rural |
| (1)           |                     | (2)                                              | (3)                | (4)                                    |
| 2014          | Maret/March         | 1,85                                             | 2,36               | 2,23                                   |
| 2014          | September/September | 1,90                                             | 2,43               | 2,30                                   |
| 2015          | Maret/March         | 1,67                                             | 2,60               | 2,36                                   |
| 2015          | September/September | 1,54                                             | 2,65               | 2,36                                   |
| 2016          | Maret/March         | 1,86                                             | 2,91               | 2,63                                   |
| 2016          | September/September | 1,29                                             | 2,16               | 1,92                                   |
| 2017          | Maret/March         | 1,55                                             | 2,40               | 2,16                                   |
| 2017          | September/September | 1,41                                             | 2,39               | 2,11                                   |
| 2018          | Maret/March         | 1,48                                             | 2,28               | 2,04                                   |
| 2018          | September/September | 1,39                                             | 2,36               | 2,06                                   |
| 2019          | Maret/March         | 1,47                                             | 2,14               | 1,93                                   |
| 2019          | September/September | 1,38                                             | 2,26               | 1,99                                   |
| 2020          | Maret/March         | 1,23                                             | 2,20               | 1,90                                   |
| 2020          | September/September | 1,30                                             | 2,48               | 2,11                                   |
| 2021          | Maret/March         | 1,27                                             | 2,17               | 1,88                                   |
| 2021          | September/September | 1,25                                             | 2,13               | 1,85                                   |
| 2022          | Maret/March         | 1,23                                             | 2,10               | 1,82                                   |
| 2022          | September/September | 1,33                                             | 1,88               | 1,70                                   |

Lanjutan Tabel/*Continued Table* 4.6.3

| Tahun<br>Year |                     | Indeks Keparahan Kemiskinan<br><i>Poverty Severity Index</i> |                    |                                        |
|---------------|---------------------|--------------------------------------------------------------|--------------------|----------------------------------------|
|               |                     | Perkotaan<br>Urban                                           | Perdesaan<br>Rural | Perkotaan+<br>Perdesaan<br>Urban+Rural |
| (1)           |                     | (5)                                                          | (6)                | (7)                                    |
| 2014          | Maret/March         | 0,44                                                         | 0,56               | 0,53                                   |
| 2014          | September/September | 0,51                                                         | 0,58               | 0,56                                   |
| 2015          | Maret/March         | 0,38                                                         | 0,66               | 0,59                                   |
| 2015          | September/September | 0,36                                                         | 0,69               | 0,60                                   |
| 2016          | Maret/March         | 0,48                                                         | 0,79               | 0,70                                   |
| 2016          | September/September | 0,27                                                         | 0,46               | 0,41                                   |
| 2017          | Maret/March         | 0,35                                                         | 0,57               | 0,51                                   |
| 2017          | September/September | 0,33                                                         | 0,61               | 0,53                                   |
| 2018          | Maret/March         | 0,33                                                         | 0,54               | 0,48                                   |
| 2018          | September/September | 0,31                                                         | 0,56               | 0,48                                   |
| 2019          | Maret/March         | 0,35                                                         | 0,48               | 0,44                                   |
| 2019          | September/September | 0,34                                                         | 0,49               | 0,44                                   |
| 2020          | Maret/March         | 0,24                                                         | 0,49               | 0,41                                   |
| 2020          | September/September | 0,29                                                         | 0,70               | 0,57                                   |
| 2021          | Maret/March         | 0,26                                                         | 0,49               | 0,42                                   |
| 2021          | September/September | 0,24                                                         | 0,45               | 0,38                                   |
| 2022          | Maret/March         | 0,27                                                         | 0,48               | 0,41                                   |
| 2022          | September/September | 0,37                                                         | 0,39               | 0,39                                   |

Sumber/Source: BPS, Survei Sosial Ekonomi Nasional/BPS-Statistics Indonesia, National Socioeconomic Survey

**Tabel 4.6.4** Karakteristik Rumah Tangga Miskin dan Rumah Tangga Tidak Miskin di Provinsi Lampung, 2021 dan 2022  
**Table 4.6.4** Characteristics of Poor and Non-Poor Households in Lampung Province, 2021 and 2022

| Karakteristik Rumah Tangga<br>Characteristics of Household                                           | 2021                                  |                        |                                                 |                        |
|------------------------------------------------------------------------------------------------------|---------------------------------------|------------------------|-------------------------------------------------|------------------------|
|                                                                                                      | Rumah Tangga Miskin<br>Poor Household |                        | Rumah Tangga Tidak Miskin<br>Non-Poor Household |                        |
|                                                                                                      | Maret<br>March                        | September<br>September | Maret<br>March                                  | September<br>September |
| (1)                                                                                                  | (2)                                   | (3)                    | (4)                                             | (5)                    |
| Rata-rata jumlah anggota rumah tangga (orang)<br>Number of household members (person)                | 4,36                                  | 4,43                   | 3,55                                            | 3,46                   |
| Persentase kepala rumah tangga wanita<br>Percentage of household headed by women                     | 9,05                                  | 9,30                   | 10,03                                           | 10,50                  |
| Rata-rata usia kepala rumah tangga (tahun)<br>Average age of household head (years)                  | 48,57                                 | 46,89                  | 48,24                                           | 48,59                  |
| Rata-rata lama sekolah kepala rumah tangga (tahun)<br>Mean years schooling of household head (years) | 6,58                                  | 6,83                   | 8,06                                            | 8,03                   |
| Tingkat pendidikan kepala rumah tangga (%)<br>Education level of household head (%)                  |                                       |                        |                                                 |                        |
| a. Tidak tamat SD/Not completed primary school                                                       | 25,48                                 | 22,31                  | 18,77                                           | 19,09                  |
| b. SD/Primary school                                                                                 | 34,64                                 | 39,70                  | 29,65                                           | 29,58                  |
| c. SMP/Junior high school                                                                            | 23,85                                 | 21,91                  | 19,67                                           | 21,09                  |
| d. SMA/Senior high school                                                                            | 15,24                                 | 13,87                  | 24,91                                           | 23,93                  |
| e. PT/University                                                                                     | 0,80                                  | 2,21                   | 6,99                                            | 6,31                   |
| Sumber penghasilan utama rumah tangga (%)<br>Main source of income (%)                               |                                       |                        |                                                 |                        |
| a. Tidak Bekerja/Unemployment                                                                        | 10,10                                 | 9,01                   | 8,11                                            | 8,03                   |
| b. Pertanian/Agriculture                                                                             | 63,12                                 | 59,00                  | 50,65                                           | 49,95                  |
| c. Industri/Manufacturing                                                                            | 4,76                                  | 5,27                   | 5,37                                            | 5,60                   |
| d. Lainnya/Others                                                                                    | 22,03                                 | 26,71                  | 35,88                                           | 36,42                  |

Lanjutan Tabel/*Continued Table 4.6.4*

| Karakteristik Rumah Tangga<br><i>Characteristics of Household</i>                                           | 2022                                         |                               |                                                        |                               |
|-------------------------------------------------------------------------------------------------------------|----------------------------------------------|-------------------------------|--------------------------------------------------------|-------------------------------|
|                                                                                                             | Rumah Tangga Miskin<br><i>Poor Household</i> |                               | Rumah Tangga Tidak Miskin<br><i>Non-Poor Household</i> |                               |
|                                                                                                             | Maret<br><i>March</i>                        | September<br><i>September</i> | Maret<br><i>March</i>                                  | September<br><i>September</i> |
| (1)                                                                                                         | (2)                                          | (3)                           | (4)                                                    | (5)                           |
| Rata-rata jumlah anggota rumah tangga (orang)<br><i>Number of household members (person)</i>                | 4,57                                         | ...                           | 3,71                                                   | ...                           |
| Persentase kepala rumah tangga wanita<br><i>Percentage of household headed by women</i>                     | 7,25                                         | ...                           | 8,43                                                   | ...                           |
| Rata-rata usia kepala rumah tangga (tahun)<br><i>Average age of household head (years)</i>                  | 48,65                                        | ...                           | 48,49                                                  | ...                           |
| Rata-rata lama sekolah kepala rumah tangga (tahun)<br><i>Mean years schooling of household head (years)</i> | 6,70                                         | ...                           | 8,14                                                   | ...                           |
| Tingkat pendidikan kepala rumah tangga (%)<br><i>Education level of household head (%)</i>                  |                                              |                               |                                                        |                               |
| a. Tidak tamat SD/ <i>Not completed primary school</i>                                                      | 22,65                                        | ...                           | 16,48                                                  | ...                           |
| b. SD/ <i>Primary school</i>                                                                                | 37,63                                        | ...                           | 29,39                                                  | ...                           |
| c. SMP/ <i>Junior high school</i>                                                                           | 20,38                                        | ...                           | 21,37                                                  | ...                           |
| d. SMA/ <i>Senior high school</i>                                                                           | 17,44                                        | ...                           | 25,51                                                  | ...                           |
| e. PT/ <i>University</i>                                                                                    | 1,90                                         | ...                           | 7,25                                                   | ...                           |
| Sumber penghasilan utama rumah tangga (%)<br><i>Main source of income (%)</i>                               |                                              |                               |                                                        |                               |
| a. Tidak Bekerja/ <i>Unemployment</i>                                                                       | 7,59                                         | ...                           | 7,68                                                   | ...                           |
| b. Pertanian/ <i>Agriculture</i>                                                                            | 67,00                                        | ...                           | 50,75                                                  | ...                           |
| c. Industri/ <i>Manufacturing</i>                                                                           | 3,95                                         | ...                           | 5,95                                                   | ...                           |
| d. Lainnya/ <i>Others</i>                                                                                   | 21,46                                        | ...                           | 35,62                                                  | ...                           |

Sumber/*Source*: BPS, Survei Sosial Ekonomi Nasional/*BPS-Statistics Indonesia, National Socioeconomic Survey*

**Tabel**  
**Table 4.6.5****Indeks Pembangunan Manusia Menurut Kabupaten/Kota  
di Provinsi Lampung, 2017–2022**  
*Human Development Index by Regency/Municipality in  
Lampung Province, 2017-2022*

| <b>Kabupaten/Kota<br/>Regency/Municipality</b> | <b>2017</b>  | <b>2018</b>  | <b>2019</b>  | <b>2020</b>  | <b>2021</b>  | <b>2022</b>  |
|------------------------------------------------|--------------|--------------|--------------|--------------|--------------|--------------|
| (1)                                            | (2)          | (3)          | (4)          | (5)          | (6)          | (7)          |
| Lampung Barat                                  | 66,06        | 66,74        | 67,50        | 67,80        | 67,90        | 68,39        |
| Tanggamus                                      | 64,94        | 65,67        | 66,37        | 66,42        | 66,65        | 67,22        |
| Lampung Selatan                                | 66,95        | 67,68        | 68,22        | 68,36        | 68,49        | 69,00        |
| Lampung Timur                                  | 68,05        | 69,04        | 69,34        | 69,37        | 69,66        | 70,58        |
| Lampung Tengah                                 | 68,95        | 69,73        | 70,04        | 70,16        | 70,23        | 70,80        |
| Lampung Utara                                  | 66,58        | 67,17        | 67,63        | 67,67        | 67,89        | 68,33        |
| Way Kanan                                      | 65,97        | 66,63        | 67,19        | 67,44        | 67,57        | 68,04        |
| Tulang Bawang                                  | 67,07        | 67,70        | 68,23        | 68,52        | 68,73        | 69,53        |
| Pesawaran                                      | 64,43        | 64,97        | 65,75        | 65,79        | 66,14        | 66,70        |
| Pringsewu                                      | 68,61        | 69,42        | 69,97        | 70,30        | 70,45        | 70,98        |
| Mesuji                                         | 61,87        | 62,88        | 63,52        | 63,63        | 64,04        | 64,94        |
| Tulang Bawang Barat                            | 64,58        | 65,30        | 65,93        | 65,97        | 66,22        | 67,13        |
| Pesisir Barat                                  | 62,20        | 62,96        | 63,79        | 63,91        | 64,30        | 65,14        |
| Bandar Lampung                                 | 75,98        | 76,63        | 77,33        | 77,44        | 77,58        | 78,01        |
| Metro                                          | 75,87        | 76,22        | 76,77        | 77,19        | 77,49        | 77,89        |
| <b>Lampung</b>                                 | <b>68,25</b> | <b>69,02</b> | <b>69,57</b> | <b>69,69</b> | <b>69,90</b> | <b>70,45</b> |

Sumber/Source: BPS / BPS-Statistics Indonesia

# PERTANIAN, KEHUTANAN, PETERNAKAN DAN PERIKANAN

AGRICULTURE, FORESTRY, LIVESTOCK AND FISHERY

## BAB 5

Chapter 5



Tahun 2022

**Provinsi  
Lampung  
Memproduksi**

# 2,66

**Juta Ton Padi**  
(dalam Gabah Kering Giling / GKG)

*In 2022, Lampung Province produced 2.66 million ton paddy (dry unhusked paddy)*



2022

PERTANIAN, KEHUTANAN, PETERNAKAN DAN PERIKANAN

AGRICULTURE, FORESTRY, LIVESTOCK AND FISHERY

Provinsi

# LAMPUNG

In 2022, Lampung Province

Memproduksi

**2,66**



**Juta Ton Padi (GKG)**

dengan **Luas Panen** sepanjang tahun 2022 sebesar

**516,91** **Ribu Hektar**

*Produced 2.66 million ton paddy (dry unhusked rice) with harvested area around 516.91 thousand hectare*



Tiga Kabupaten yang **memproduksi padi terbesar** di Provinsi Lampung ialah **Lampung Tengah, Lampung Timur dan Lampung Selatan**

*Three Regencies that have highest paddy production are Lampung Tengah, Lampung Timur and Lampung Selatan Regency*

Provinsi Lampung memproduksi:



**227,2**  
**Ribu Kuintal**  
**Cabai Keriting**

*In 2022, Lampung Province produced 227.2 thousand quintal curly chili and 194.4 thousand quintal watermelon*

**194,4** **Ribu Kuintal**  
**Semangka**

Provinsi Lampung memiliki

**1,005** **Juta Hektar**

**Hutan Kawasan**

**Dan Perairan**

*Lampung Province has 1.005 Million Hectare of Forest Area, Inland Water*

**Produksi Daging Sapi**  
Provinsi Lampung Mencapai

**21,18** **Juta Kilogram**

*Lampung Province produced 21.18 Million Kilogram Beef Cattle*

**Tahun 2021 Nilai Produksi**  
**Penangkapan Ikan**  
Provinsi Lampung mencapai

**4.135,4** **Miliar Rupiah**

*In 2021, Production Value of Fish Capture in Lampung Province is around Rp4,135.4 Billion*

**PENJELASAN TEKNIS****TECHNICAL NOTES**

1. Lahan sawah adalah lahan pertanian yang berpetak-petak dan dibatasi oleh pematang (galengan), saluran untuk menahan/ menyalurkan air, yang biasanya ditanami padi sawah tanpa memandang dari mana diperoleh atau status lahan tersebut. Lahan yang dimaksud termasuk lahan yang terdaftar di Pajak Bumi Bangunan, luran Pembangunan Daerah, lahan bengkok, lahan serobotan, lahan rawa yang ditanami padi dan lahan bekas tanaman tahunan yang telah dijadikan sawah, baik yang ditanami padi, palawija atau tanaman semusim lainnya.
  2. Tegall/Kebun adalah lahan pertanian bukan sawah (lahan kering) yang ditanami tanaman semusim atau tahunan dan terpisah dengan halaman sekitar rumah serta penggunaannya tidak berpindah pindah.
  3. Ladang/Huma adalah lahan pertanian bukan sawah (lahan kering) yang biasanya ditanami tanaman semusim dan penggunaannya hanya semusim atau dua musim, kemudian akan ditinggalkan bila sudah tidak subur lagi (berpindah-pindah). Kemungkinan lahan ini beberapa tahun kemudian akan dikerjakan kembali jika sudah subur.
1. *Wetland is agricultural land that separated by small dykes to resist water, where the main crop is usually wetland paddy without considering where it is got from or the status of the land. It includes the land that is registered at land income tax office, regional development contribution, 'bengkok' land, illegal ownership, swamps for rice cultivation, and annual crop land mark that has been used as rice field, which are both planted with paddy, secondary crops or the other seasonal crops.*
  2. *Dry field/Garden is an dryland (unirrigated land) which is planted with seasonal or annual crops and separately from the yard around the house without shifting.*
  3. *Unirrigated agricultural field /Shifting cultivation land is dryland (unirrigated land) that usually is cultivated for seasonal crops and utilized only for one or two seasons, then it will be left when it is not fertile (shifting). Maybe, this land will be used again in a few years if it has been fertile.*

4. Diusahakan adalah lahan yang biasanya diusahakan tetapi untuk sementara (lebih dari 1 (satu) tahun tetapi kurang dari atau sama dengan 2 (dua) tahun) tidak diusahakan, termasuk lahan sawah yang tidak diusahakan selama lebih dari 2 (dua) tahun.
5. Data pokok tanaman pangan yang dikumpulkan adalah luas panen dan produktivitas (hasil per hektar). Produksi tanaman pangan merupakan hasil perkalian antara luas panen dengan produktivitas. Pengumpulan data luas panen dilakukan setiap bulan dengan pendekatan area kecamatan di seluruh wilayah Indonesia. Pengumpulan data produktivitas dilakukan melalui pengukuran langsung pada plot ubinan berukuran 2½ m x 2½ m. Pengumpulan data produktivitas dilakukan setiap subround (empat bulanan) pada waktu panen petani.
6. Data produksi padi dan palawija yang disajikan adalah dalam kualitas: gabah kering giling (padi), pipilan kering (jagung), biji kering (kedelai dan kacang tanah), dan umbi basah (ubi kayu dan ubi jalar).
7. Tanaman sayuran dan buah-buahan semusim  
 Tanaman sayuran semusim adalah tanaman sumber vitamin, garam mineral dan lain-lain yang
4. *Temporarily unused land is land that is regularly used but temporarily (more than a year but less or equal than two years) is unused, it includes wetland that is not cultivated more than two years.*
5. *The main food crops data collected consists of harvested area and productivity (yield per hectare). Food crops production is generated by harvested area multiplied by productivity. The harvested area data is collected every month using sub district area approach in all sub district in Indonesia. The productivity data collection is conducted by a direct measurement in 2½m x 2½m crop cutting plot. The productivity measurement is conducted in every subround (four monthly) at the time when farmers are harvesting their crops.*
6. *Production of paddy and secondary crops data are presented in the form of: dry unhusked rice (paddy), dry loose maize (maize), dry shells crops (soybeans and peanuts), and fresh roots (cassava and sweet potatoes).*
7. *Seasonal vegetable and fruit plants*  
*Seasonal vegetable plants are plants which are the sources of vitamin, mineral salt, etc, consumed*

dikonsumsi dari bagian tanaman yang berupa daun, bunga, buah, dan umbinya, yang berumur kurang dari satu tahun.

*from the part of the plant in the form of leaf, flower, fruit, and root with the age of less than one year.*

Tanaman buah-buahan semusim adalah tanaman sumber vitamin, garam mineral, dan lain-lain yang dikonsumsi dari bagian tanaman yang berupa buah, berumur kurang dari satu tahun, tidak berbentuk pohon/rumpun tetapi menjalar dan berbatang lunak.

*Seasonal fruit plants are plants which are the sources of vitamin, mineral salt, etc, consumed from the part of the plant in the form of fruits. These plants are creeps with the age of less than one year.*

8. Tanaman buah-buahan dan sayuran tahunan

8. *Annual fruit and vegetable plants*

Tanaman buah-buahan tahunan adalah tanaman sumber vitamin, garam mineral, dan lain-lain yang dikonsumsi dari bagian tanaman yang berupa buah dan merupakan tanaman tahunan.

*Annual fruit plants are plants which are the sources of vitamin, contained mineral salt, etc, consumed from the part of plant in the form of fruit and more than one year of age.*

Tanaman sayuran tahunan adalah tanaman sumber vitamin, garam mineral, dan lain-lain yang dikonsumsi dari bagian tanaman yang berupa daun dan atau buah yang berumur lebih dari satu tahun.

*Annual vegetable plants are plants which are the sources of vitamin, contained mineral salt, etc, consumed from the part of the plant in the form of vegetable and more than one year of age.*

9. Tanaman biofarmaka adalah tanaman yang bermanfaat untuk obat-obatan, kosmetik, dan kesehatan yang dikonsumsi atau digunakan dari bagian-bagian tanaman seperti daun, batang, buah, umbi (rimpang) ataupun akar.

9. *Medicinal plants are plants which are useful for medicine. It is consumed from part of the plant such as leaf, flower, fruit, tuber, and root.*

10. Tanaman hias adalah tanaman yang mempunyai nilai keindahan baik bentuk, warna daun, tajuk maupun bunganya, sering digunakan untuk penghias pekarangan dan lain sebagainya.
11. Luas panen tanaman hortikultura adalah luas tanaman sayuran, buah-buahan, biofarmaka, dan tanaman hias yang diambil hasilnya/dipanen pada periode pelaporan.
12. Luas panen untuk tanaman sayuran adalah luas tanaman yang dipanen sekaligus/habis/dibongkar dan luas tanaman yang dipanen berkali-kali (lebih dari satu kali)/belum habis.

Tanaman yang dipanen sekaligus/habis/dibongkar adalah tanaman yang sehabis panen langsung dibongkar/dicabut, terdiri dari bawang merah, bawang putih, bawang daun, kentang, kol/kubis, kembang kol, petsai/sawi, wortel, lobak, dan kacang merah.

Tanaman yang dipanen berkali-kali (lebih dari satu kali)/belum habis adalah tanaman yang pemanenannya lebih dari satu kali dan biasanya dibongkar apabila panen terakhir sudah tidak memadai lagi, terdiri dari: kacang panjang, cabe besar, cabe rawit, jamur, tomat, terung, buncis, ketimun, labu siam, kangkung, bayam, melon, semangka, dan blewah.

10. *Ornamental plants are plants which have a beauty value, either in shape, colour of leaf or crown of flower, and they are often used as a yard decorator.*
11. *Harvested area of horticulture is area which vegetable, fruit, medicinal and ornamental plant of crop harvested during the period of report.*
12. *Harvested area of vegetables is area of entirely plant harvested/demolished and plant harvested several times/undemolished.*

*Entirely plants harvested/ demolished are plants usually harvested once and demolished to be substituted by other plants, consisting of: shallots, garlic, leeks, potato, cabbage, cauli flower, mustard green, carrots, chinese radish, and red kidney beans.*

*Plants harvested several times/ undemolished are plants usually harvested more than once and demolished in the case that the last harvest was economically not profitable. They consist of : yard long beans, chili, small chili, mushroom, tomatoes, egg plant, frech beans, cucumber, pumpkin/chajota, swamp cabbage, spinach, melon, watermelon, and blewah.*



13. Produksi hortikultura adalah hasil menurut bentuk produk dari setiap tanaman sayuran, buah-buahan, biofarmaka dan tanaman hias yang diambil berdasarkan luas yang dipanen/tanaman yang menghasilkan pada bulan/triwulan laporan.
  14. Data perkebunan besar dikumpulkan oleh BPS setiap bulan secara lengkap (sensus bulanan) dengan sistem surat pos. Khusus untuk tanaman kelapa, cengkeh, dan kapok, datanya diperoleh dari Direktorat Jenderal Perkebunan. Data perkebunan rakyat juga diperoleh dari Direktorat Jenderal Perkebunan.
  15. Penghitungan luas tanaman perkebunan besar adalah pada keadaan akhir tahun dan tidak termasuk yang luasnya kurang dari 5 hektar.
  16. Bentuk produksi perkebunan adalah; karet kering (karet), daun kering (teh dan tembakau), biji kering (kopi dan coklat), kulit kering (kayu manis dan kina), serat kering (rami), bunga kering (cengkeh), refined sugar (tebu dari perkebunan besar), gula mangkok (tebu dari perkebunan rakyat), ekivalen kopra (kopra), biji dan bunga (pala) serta minyak daun (sereh).
  17. Persediaan akhir tahun produksi perkebunan besar bukan merupakan cadangan penyangga.
13. *Horticulture production is the standard production quantity form of vegetable, fruit, medicinal and ornamental plant based on harvested area/the number of production plants reported monthly/quarterly.*
  14. *Data on estates are collected by the BPS every month on complete basis through a mailing system. Data on coconut, clove, and kapok, as well as on smallholder plantation, are acquired from the Directorate General of Estates.*
  15. *Planted areas of estates refer to condition at the end of the year, and exclude areas less than 5 hectares.*
  16. *Production of estates crops are follows: dry rubber (rubber); dry leaves (tea and tobacco); dry beans (cofee and cocoa); dry bark (cassiavera and cinchona); dry fibre (rosella); dry flowers/buds (cloves); refined sugar (sugar cane from estate); cup sugar (sugar cane from smallholders); copra (copra); seeds and buds (nut-meg); and leaf oil (citronella).*
  17. *The production availability of estates at the end of year is not the buffer stock.*

18. Data Statistik Kehutanan sebagian besar merupakan data sekunder yang bersumber dari Kementerian Kehutanan.
19. Kawasan hutan adalah wilayah tertentu yang berupa hutan, yang ditunjuk dan atau ditetapkan oleh pemerintah untuk dipertahankan keberadaannya sebagai hutan tetap. Hal ini untuk menjamin kepastian hukum mengenai status kawasan hutan, letak batas dan luas suatu wilayah tertentu yang sudah ditunjuk menjadi kawasan hutan tetap.
20. Kawasan hutan Indonesia ditetapkan oleh Menteri Kehutanan dalam bentuk Surat Keputusan Menteri Kehutanan tentang Penunjukan Kawasan Hutan dan Perairan Provinsi. Penunjukan Kawasan Hutan ini disusun berdasarkan hasil pepaduserasian antara Rencana Tata Ruang Wilayah Provinsi (RTRWP) dengan Tata Guna Hutan Kesepakatan (TGHK).
21. Penunjukan kawasan hutan mencakup pula kawasan perairan yang menjadi bagian dari Kawasan Suaka Alam (KSA) dan Kawasan Pelestarian Alam (KPA).
22. Kawasan Suaka Alam (KSA) adalah kawasan dengan ciri khas tertentu, baik di darat maupun di perairan yang mempunyai fungsi pokok sebagai kawasan pengawetan
18. *Most of forestry statistics are secondary data obtained from the Ministry of Forestry.*
19. *Forest Area is a specific territory of forest ecosystem determined and or decided by the government as a permanent forest. Such decision is important to maintain the size of forest area and to ensure its legitimation and boundary demarcation of permanent forest.*
20. *Indonesian forest area is determined by the Minister of Forestry in the format of Ministerial Decree on the Designation of Provincial Forest Area and Inland Water, Coastal and Marine Ecosystem. The designation of Forest Area is formulated based on integrated and harmonized of Provincial Spatial Planning (RTRWP) and Forest Land Use by Consensus (TGHK).*
21. *The designation of forest area in some cases also cover inland water, coastal and marine ecosystem that may become part of Sanctuary Reserve Area (KSA) and Nature Conservation Area (KPA).*
22. *A Sanctuary Reserve Area is a specific terrestrial or aquatic area having specific criteria for preserving biodiversity plant and animal as well as ecosystem, which also serve as life*

keanekaragaman tumbuhan dan satwa serta ekosistemnya, yang juga berfungsi sebagai wilayah sistem penyangga kehidupan.

23. Kawasan Pelestarian Alam (KPA) adalah kawasan dengan ciri khas tertentu, baik di darat maupun di perairan yang mempunyai fungsi pokok perlindungan sistem penyangga kehidupan, pengawetan keanekaragaman jenis tumbuhan dan satwa, serta pemanfaatan secara lestari sumber daya alam hayati dan ekosistemnya.
  24. Berdasarkan Undang-Undang No. 41 Tahun 1999 tentang Kehutanan, kawasan hutan dibagi ke dalam kelompok Hutan Konservasi, Hutan Lindung, dan Hutan Produksi.
  25. Hutan Konservasi adalah kawasan hutan dengan ciri khas tertentu, yang mempunyai fungsi pokok pengawetan keanekaragaman tumbuhan dan satwa serta ekosistemnya.
  26. Hutan Lindung adalah kawasan hutan yang mempunyai fungsi pokok sebagai perlindungan sistem penyangga kehidupan untuk mengatur tata air, mencegah banjir, mengendalikan erosi, mencegah intrusi air laut, dan memelihara kesuburan tanah.
  27. Hutan Produksi adalah kawasan hutan yang mempunyai fungsi pokok memproduksi hasil hutan.
23. *A Nature Conservation area is a specific terrestrial or aquatic area whose main function is to serve life support system and preserve diversity of plant and animal species, as well as to provide a sustainable utilization of living resources and their ecosystems.*
  24. *In accordance to the Act on Forestry No. 41/1999, forest area is categorized as Conservation Forest, Protection Forest and Production Forest.*
  25. *Conservation Forest is a forest area having specific characteristic established for the purposes of conservation of animal and plant species as well as their ecosystem.*
  26. *Protection Forest is a forest area designated to serve life support system, maintain hydrological system, prevent of flood, erosion control, seawater intrusion, and maintain soil fertility.*
  27. *Production Forest is a forest area designated mainly to promote sustainable forest production. Produc-*



Hutan produksi terdiri dari Hutan Produksi Tetap (HP), Hutan Produksi Terbatas (HPT), dan Hutan Produksi yang dapat dikonversi.

28. Hutan Konservasi terdiri dari:

Kawasan suaka alam berupa Cagar Alam (CA) dan Suaka Margasatwa (SM);

Kawasan pelestarian alam berupa Taman Nasional (TN), Taman Hutan Raya (THR), dan Taman Wisata Alam (TWA);

Taman Buru (TB)

Taman Buru adalah kawasan hutan yang ditetapkan sebagai tempat wisata berburu.

29. Penetapan lahan kritis mengacu pada lahan yang telah sangat rusak karena kehilangan penutupan vegetasinya, sehingga kehilangan atau berkurang fungsinya sebagai penahan air, pengendali erosi, siklus hara, pengatur iklim mikro, dan retensi karbon. Berdasarkan kondisi vegetasinya, kondisi lahan dapat diklasifikasikan sebagai: sangat kritis, kritis, agak kritis, potensial kritis, dan kondisi normal.

30. Reboisasi atau rehabilitasi hutan bertujuan untuk menghutankan kembali kawasan hutan yang kritis di wilayah daerah aliran sungai (DAS) yang dilaksanakan bersama masyarakat secara partisipatif.

*tion forest is classified as permanent production forest, limited production forest, and convertible production forest.*

28. *Conservation Forest is divided into:*

*Sanctuary Reserve area consists of Strict Nature Reserve and Wildlife Sanctuary;*

*Nature conservation area consists of National Park (TN), Grand Forest Park (THR), and Nature Recreation Park (TWA);*

*Game Hunting Park (TB)*

*Game Hunting Park is forest area devoted for game hunting recreation.*

29. *Critical land refers to a piece of land severely damaged due to lost of its vegetation cover so that its functions as water retention, erosion control, nutrient cycling, micro climate regulator and carbon retention are completely depleted. Based upon its vegetation condition, the land could be classified as : very critical, critical, slight critical, potential critical, and normal condition.*

30. *Reforestation or forest rehabilitation is intended to rehabilitate the critical land inside forest area or watershed to improve their ecological and hydrological functions. The activities were conducted with active participation of local communities who live nearby the target area.*

31. Pemanfaatan hasil hutan kayu adalah segala bentuk usaha yang memanfaatkan dan mengusahakan hasil hutan kayu dengan tidak merusak lingkungan dan tidak mengurangi fungsi pokok hutan. Kegiatan ini hanya dapat dilaksanakan pada areal hutan yang memiliki potensi untuk dilakukan kegiatan pemanfaatan hasil hutan kayu dan dapat dilaksanakan setelah diperoleh izin usaha.
32. Izin Usaha Pemanfaatan Hasil Hutan Kayu (IUPHHK) pada hutan alam adalah izin untuk memanfaatkan hutan produksi yang kegiatannya terdiri dari pemanenan atau penebangan, penanaman, pemeliharaan, pengamanan, pengolahan, dan pemasaran hasil hutan kayu. IUPHHK dapat diberikan kepada perorangan, koperasi, badan usaha swasta, dan BUMN/BUMD.
33. Produksi hasil hutan utama yang dihasilkan dari hutan adalah kayu bulat. Produksi kayu bulat ini dihasilkan dari hutan alam melalui kegiatan perusahaan Hak Pengusahaan Hutan (HPH/IUPHHK), kegiatan izin pemanfaatan kayu (IPK) dalam rangka pembukaan wilayah hutan, pembangunan Hutan Tanaman Industri (HTI), serta kegiatan hutan rakyat.
34. Kayu Gergajian merupakan kayu hasil konversi kayu bulat
31. *Commercial utilization of timber as forest product is activities to utilize timber without destructing the environment and undermining the main functions of the forest area. Those activities could only be executed in forest area with high commercial timber value with license.*
32. *The license to commercially utilize timber in natural forest is license to utilize production forest for which the activities consist of harvesting or felling, planting, tending, protecting, processing, and marketing. The license could be granted to individuals, cooperatives, private companies, state-owned enterprises/local government-owned enterprises.*
33. *The main product of commercial forest operation is log. The log is harvested from various sources such as natural forest granted to concessionaires (IUPHHK/HPH), land clearing activities (IPK), industrial forest plantation (HTI) and community forest.*
34. *Sawn Timber Constitutes a sawmill product derived from logs as raw*

dengan menggunakan mesin gergaji, mempunyai bentuk yang teratur dengan sisi-sisi sejajar dan sudut-sudutnya siku dengan ketebalan tidak lebih dari 6 cm dan kadar air tidak lebih dari 18 persen. Kayu gergajian yang diolah langsung dari kayu bulat, wajib didukung dengan dokumen yang sah.

*material. The product is characterized with regular forms having parallel sides at right angle to each other, thickness not more than 6 cm and moisture content not to exceed 18 percent. Sawn timber produced directly from logs must be certified by a legal document.*

35. Kayu Lapis adalah panel kayu yang tersusun dari lapisan veneer dibagian luarnya, sedangkan dibagian intinya (core) bisa berupa veneer atau material lain, diikat dengan lem kemudian dipress (ditekan) sedemikian rupa sehingga menjadi panel yang kuat. Termasuk dalam artian ini adalah kayu lapis yang dilapisi lagi dengan material lain.
35. *Plywood is wood panel consisting of layers pressed together in between veneers; the core may be veneer or some other material, bound together with glue and pressed tightly together to make a strong panel. Included to this definition is plywood covered with other materials.*
36. Data populasi ternak bersumber dari Direktorat Jenderal Peternakan dan Kesehatan Hewan Kementerian Pertanian, sedangkan jumlah pemotongan ternak merupakan hasil Survei Laporan Pemotongan Ternak. Pengumpulan data pemotongan ternak dilakukan secara lengkap setiap triwulan di seluruh Rumah Potong Hewan (RPH) dan Tempat Pemotongan Hewan (TPH) yang ada di Indonesia. Pada tahun 2013 jumlah Dokumen RPH/TPH hasil pencacahan yang diolah sebanyak 4.033.
36. *Data of domestic livestock population are obtain from the Directorate General of Livestock and Animal Health Service, while data on the number of animals slaughtered are based on the quarterly survey conducted by BPS. This survey is a complete enumeration on all slaughterhouses and abattoirs in Indonesia. There are 4.033 covered in 2013.*
37. Data statistik perikanan merupakan data sekunder yang
37. *Fishery Statistics are secondary data obtained from the Directorate*

bersumber dari Direktorat Jenderal Perikanan Tangkap dan Direktorat Jenderal Budidaya. Statistik perikanan dibedakan atas data Perikanan Tangkap dan Perikanan Budidaya. Perikanan Tangkap diklasifikasikan atas penangkapan ikan di laut dan penangkapan ikan di perairan umum. Perikanan Budidaya diklasifikasikan atas jenis budidaya yaitu budidaya laut, tambak, kolam, karamba, jaring apung, dan sawah.

*General of Capture Fisheries and Directorate General of Aquaculture. Fishery statistics are categorized into capture fisheries and aquaculture. Capture fisheries are further classified into marine capture fisheries and inland open water capture fisheries. Aquaculture are further classified into several types of culture: marine culture, brackish water pond, fresh water pond, cage, floating net, and fish breeding in paddy fields.*

- 38. Rumah Tangga Perikanan Tangkap adalah rumah tangga yang melakukan kegiatan penangkapan ikan/binatang air lainnya/tanaman air dengan tujuan sebagian/ seluruh hasilnya untuk dijual.
- 39. Rumah Tangga Perikanan Budidaya adalah rumah tangga yang melakukan kegiatan budidaya ikan/binatang air lainnya/tanaman air dengan tujuan sebagian/ seluruh hasilnya untuk dijual.

- 38. *A capture fishery household is a household conducting activities in catching fishes/other aquatic animals/aquatic plants, for which the products are wholly or partly to be sold.*
- 39. *An aquaculture fishery household is a household conducting activities in culturing fishes/other aquatic animals/aquatic plants, for which the products are wholly or partly to be sold. different types of parameters*

**ULASAN**

**DESCRIPTION**

Produksi tanaman padi sawah di Provinsi Lampung mencapai 2,7 juta ton selama tahun 2022, dan produksi tertinggi dihasilkan oleh Kabupaten Lampung Tengah yang mencapai 540,16 ribu ton. Produktivitas tanaman padi sawah tertinggi ada di Kabupaten Lampung Selatan yaitu sebesar 61,31 kuintal/hektar.

Pada tahun 2022 jenis tanaman hortikultura untuk tanaman sayuran, produksi terbesar dihasilkan oleh tanaman cabai keriting yaitu sebesar 227,20 ribu kuintal, dimana 26,54 persen dihasilkan oleh Kabupaten Pringsewu. Sedangkan untuk jenis tanaman buah-buahan produksi terbesar dihasilkan dari buah pisang yang mencapai 13,91 juta kuintal dengan 36,82 persen produksi dihasilkan oleh Kabupaten Lampung Selatan.

Provinsi Lampung terkenal dengan produksi kelapa sawit dan kopinya, hal ini didukung oleh produksi kedua jenis tanaman perkebunan tersebut. Pada tahun 2022, Lampung mampu menghasilkan kelapa sawit sebesar 202,22 ribu ton dan 118,14 ribu ton kopi. Produksi terbesar kelapa sawit dihasilkan oleh Kabupaten Tulang Bawang yang mencapai 23,32 persen dari total produksi. Sementara Kabupaten Lampung Barat merupakan penghasil kopi terbesar mencapai 47,45 persen.

*Wetland pady production in Lampung Province reached 2.7 million tons during 2022, the highest production generated by the Lampung Tengah Regency, which reached 540.16 thousand tons. The highest productivity of rice crops in Lampung Selatan Regency is 61.31 quintal/hectare.*

*In 2022, plant type horticultura for vegetable crops, the largest production produced by the curly chilli plant which reached 227.20 thousand quintals, where 26.54 percent is produced from Pringsewu Regency. While for the type of fruit plants produced the largest production of banana fruit which reached 13.91 million tons with 36.82 percent produced from Lampung Selatan Regency.*

*Lampung Province is famous for its oil palm and coffee production, this is supported by the production of these two types of plantation crops. In 2022, Lampung will be able to produce 202.22 thousand tons of palm oil and 118.14 thousand tons of coffee. The largest production of oil palm is produced by the Tulang Bawang Regency which reaches 23.32 percent of the total production. Meanwhile, Lampung Barat Regency is the largest coffee producer reaching 47.45 percent.*

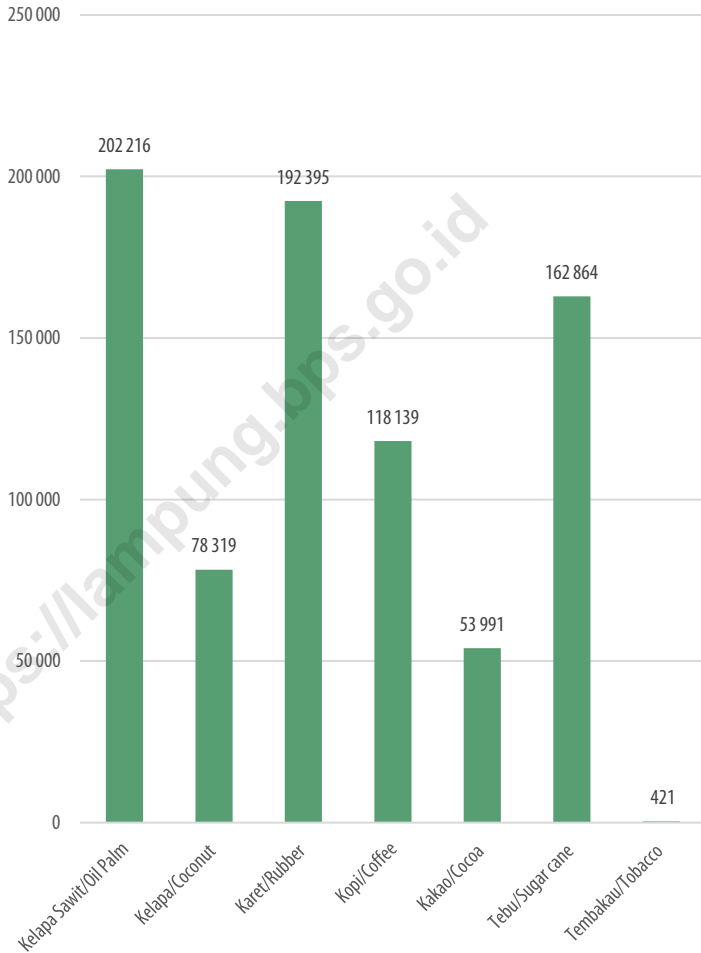
Kambing merupakan hewan ternak yang terbesar populasinya mencapai 1,67 juta ekor, sementara sapi potong ada 906,08 ribu ekor di tahun 2022. Kambing terbanyak ada di Kabupaten Lampung Selatan, sedangkan sapi potong paling banyak ada di Lampung Tengah. Untuk Produksi daging, konsumsi kuda dapat dikatakan tidak ada, sementara produksi daging terbesar adalah ternak Sapi Potong yang mencapai 21,18 ribu ton. Produksi daging unggas paling banyak dihasilkan oleh ayam pedaging mencapai 124 ribu ton.

Produksi Perikanan tangkap di laut paling besar berada di Kabupaten Lampung Timur sebesar 43,39 ribu ton, sedangkan untuk nilai produksi dari Perikanan Budidaya paling besar dihasilkan oleh Kabupaten Tulang Bawang yang mencapai 2,15 miliar rupiah dimana produksi terbesar dihasilkan oleh tambak semi instentif.

*Goats are livestock with the largest population reaching 1.67 million heads, while there are 906.08 thousand head of beef cattle in 2022. The most goats are in Lampung Selatan Regency, while the most beef cattle are in Lampung Tengah Regency. For meat production, consumption of horses can be said to be non-existent, while the largest meat production is beef cattle, which reaches 21.18 thousand tons. The most poultry meat production is produced by broilers reaching 124 thousand tons.*

*Marine capture fisheries production most of which are in Lampung Timur district amounted to 43.39 thousand tons, while for the production of most of Aquaculture produced by Tulang Bawang regency, which reached 2.15 billion rupiah in which the largest production was produced by semi intensive brackishwater pond.*

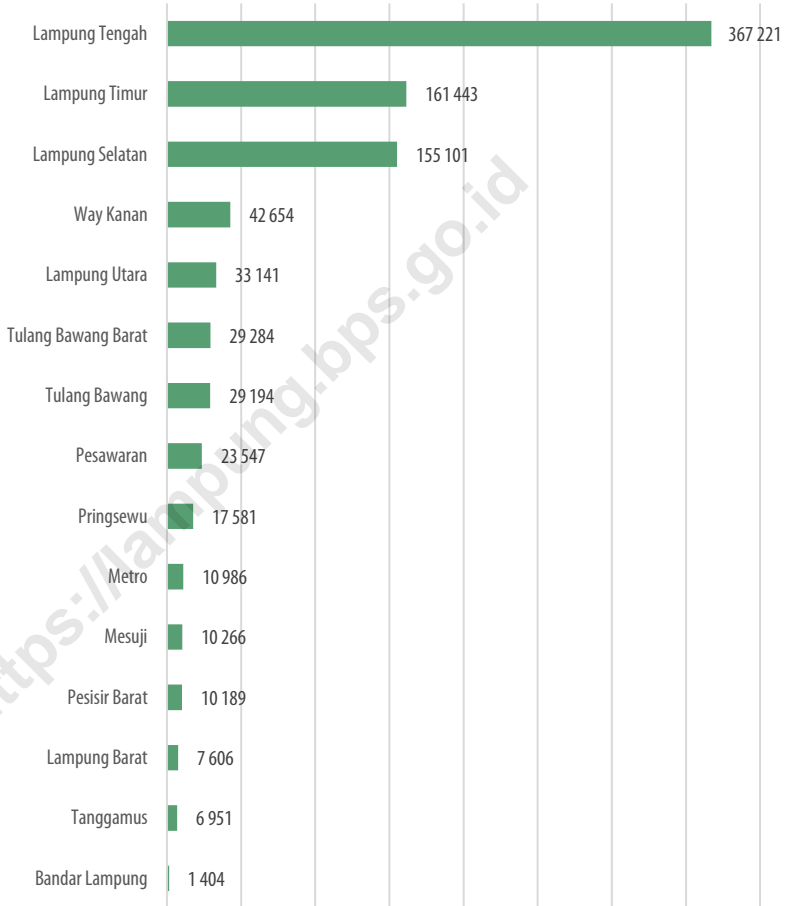
**Gambar 5.1** **Produksi Perkebunan Menurut Jenis Tanaman (ton) di Provinsi Lampung, 2022**  
**Figures 5.1** **Production of Estate by Type of Crops (ton) in Lampung Province, 2022**



Sumber/Source: Dinas Perkebunan Provinsi Lampung / Plantation Department of Lampung Province

**Gambar** 5.2  
**Figures**

**Populasi Sapi Potong Menurut Kabupaten/Kota (ekor)  
di Provinsi Lampung, 2022**  
**Beef Cattle Population by Regency/Municipality (heads)  
in Lampung Province, 2022**



Sumber/Source: Kementerian Pertanian (Direktorat Jenderal Peternakan dan Kesehatan Hewan)/Ministry of Agriculture (Directorate General of Livestock and Animal Health Service)



**5.1 PERTANIAN, KEHUTANAN, PETERNAKAN, DAN PERIKANAN  
AGRICULTURE, FORESTRY, LIVESTOCK, AND FISHERY**

**Tabel 5.1.1 Luas Panen<sup>1</sup>, Produktivitas, dan Produksi Padi<sup>2</sup> Menurut Kabupaten/Kota di Provinsi Lampung, 2021 dan 2022**  
**Table 5.1.1 Harvested Area, Productivity, dan Production of Paddy<sup>1</sup> by Regency/Municipality in Lampung Provinsi, 2021 and 2022**

| Kabupaten/Kota<br>Regency/Municipality | Luas Panen (ha)<br>Harvested Area (ha) |                   | Produktivitas (ku/ha)<br>Productivity (qu/ha) |                   |
|----------------------------------------|----------------------------------------|-------------------|-----------------------------------------------|-------------------|
|                                        | 2021                                   | 2022 <sup>x</sup> | 2021                                          | 2022 <sup>x</sup> |
| (1)                                    | (2)                                    | (3)               | (4)                                           | (5)               |
| Lampung Barat                          | 12 303,02                              | 13 747,40         | 49,31                                         | 47,60             |
| Tanggamus                              | 22 572,24                              | 22 857,11         | 54,68                                         | 57,14             |
| Lampung Selatan                        | 51 178,22                              | 56 273,99         | 64,54                                         | 61,31             |
| Lampung Timur                          | 83 568,70                              | 92 073,80         | 47,55                                         | 48,25             |
| Lampung Tengah                         | 100 290,55                             | 101 743,09        | 48,80                                         | 53,09             |
| Lampung Utara                          | 16 940,92                              | 13 857,63         | 43,83                                         | 45,67             |
| Way Kanan                              | 17 403,59                              | 20 958,62         | 47,25                                         | 47,80             |
| Tulang Bawang                          | 52 601,29                              | 62 835,92         | 44,20                                         | 44,56             |
| Pesawaran                              | 21 260,36                              | 23 374,99         | 53,34                                         | 55,82             |
| Pringsewu                              | 21 574,65                              | 23 534,41         | 56,63                                         | 57,67             |
| Mesuji                                 | 65 020,17                              | 57 625,52         | 51,79                                         | 49,26             |
| Tulang Bawang Barat                    | 6 994,69                               | 10 254,68         | 48,33                                         | 49,48             |
| Pesisir Barat                          | 12 215,56                              | 11 957,61         | 51,00                                         | 50,22             |
| Bandar Lampung                         | 470,07                                 | 491,32            | 54,49                                         | 53,83             |
| Metro                                  | 5 179,20                               | 5 323,92          | 46,74                                         | 54,25             |
| <b>Lampung</b>                         | <b>489 573,23</b>                      | <b>516 910,01</b> | <b>50,77</b>                                  | <b>51,49</b>      |

Lanjutan Tabel/*Continued Table* 5.1.1

| Kabupaten/Kota<br><i>Regency/Municipality</i> | Produksi (ton)<br><i>Production (ton)</i> |                     |
|-----------------------------------------------|-------------------------------------------|---------------------|
|                                               | 2021                                      | 2022 <sup>x</sup>   |
| (1)                                           | (6)                                       | (7)                 |
| Lampung Barat                                 | 60 665,89                                 | 65 432,93           |
| Tanggamus                                     | 123 414,48                                | 130 616,88          |
| Lampung Selatan                               | 330 325,73                                | 345 033,78          |
| Lampung Timur                                 | 397 374,49                                | 444 283,70          |
| Lampung Tengah                                | 489 447,65                                | 540 115,25          |
| Lampung Utara                                 | 74 260,22                                 | 63 287,40           |
| Way Kanan                                     | 82 234,55                                 | 100 178,39          |
| Tulang Bawang                                 | 232 508,52                                | 280 011,59          |
| Pesawaran                                     | 113 402,71                                | 130 475,31          |
| Pringsewu                                     | 122 185,57                                | 135 731,10          |
| Mesuji                                        | 336 767,80                                | 283 879,49          |
| Tulang Bawang Barat                           | 33 802,34                                 | 50 743,98           |
| Pesisir Barat                                 | 62 295,74                                 | 60 048,17           |
| Bandar Lampung                                | 2 561,57                                  | 2 644,85            |
| Metro                                         | 24 205,52                                 | 28 879,99           |
| <b>Lampung</b>                                | <b>2 485 452,78</b>                       | <b>2 661 362,81</b> |

Catatan/*Note*: <sup>1</sup> Kualitas produksi gabah kering giling (GKG)/ *The production is in term of dry unhusked paddy*

<sup>2</sup> 2022- Luas panen Oktober–Desember 2022 adalah angka potensi hasil KSA September 2022; produksi September–Desember 2022 dihitung berdasarkan produktivitas September–Desember 2018–2021/*Harvested area in October– December 2022 is a potential figure based on the ASF results in September 2022; production in September–December 2022 is calculated based on the yield of paddy (productivity) in September– December 2018–2021*

Sumber/*Source*: BPS, Survei Kerangka Sampel Area (KSA)/ *BPS-Statistics Indonesia, Area Sampling Frame (ASF) Survey*

**Tabel**  
**Table** 5.1.2

**Produksi Padi<sup>1</sup> dan Beras Menurut Kabupaten/Kota di  
Provinsi Lampung, 2021 dan 2022**  
**Paddy and Rice Production <sup>1</sup> by Regency/Municipality in  
Lampung Province, 2021 and 2022**

| Kabupaten/Kota<br>Regency/Municipality | Produksi Padi <sup>1</sup> (ton)<br>Paddy Production <sup>1</sup> (ton) |                     | Produksi Beras (ton)<br>Rice Production (ton) |                     |
|----------------------------------------|-------------------------------------------------------------------------|---------------------|-----------------------------------------------|---------------------|
|                                        | 2020                                                                    | 2021 <sup>x</sup>   | 2020                                          | 2021 <sup>x</sup>   |
| (1)                                    | (2)                                                                     | (3)                 | (4)                                           | (5)                 |
| Lampung Barat                          | 60 665,89                                                               | 65 432,93           | 34 873,96                                     | 37 614,32           |
| Tanggamus                              | 123 414,48                                                              | 130 616,88          | 70 945,14                                     | 75 085,47           |
| Lampung Selatan                        | 330 325,73                                                              | 345 033,78          | 189 888,66                                    | 198 343,63          |
| Lampung Timur                          | 397 374,49                                                              | 444 283,70          | 228 431,85                                    | 255 397,76          |
| Lampung Tengah                         | 489 447,65                                                              | 540 115,25          | 281 360,37                                    | 310 486,76          |
| Lampung Utara                          | 74 260,22                                                               | 63 287,40           | 42 688,72                                     | 36 380,95           |
| Way Kanan                              | 82 234,55                                                               | 100 178,39          | 47 272,79                                     | 57 587,84           |
| Tulang Bawang                          | 232 508,52                                                              | 280 011,59          | 133 658,19                                    | 160 965,44          |
| Pesawaran                              | 113 402,71                                                              | 130 475,31          | 65 189,87                                     | 75 004,09           |
| Pringsewu                              | 122 185,57                                                              | 135 731,10          | 70 238,72                                     | 78 025,39           |
| Mesuji                                 | 336 767,80                                                              | 283 879,49          | 193 591,93                                    | 163 188,92          |
| Tulang Bawang Barat                    | 33 802,34                                                               | 50 743,98           | 19 431,36                                     | 29 170,33           |
| Pesisir Barat                          | 62 295,74                                                               | 60 048,17           | 35 810,89                                     | 34 518,86           |
| Bandar Lampung                         | 2 561,57                                                                | 2 644,85            | 1 472,53                                      | 1 520,40            |
| Metro                                  | 24 205,52                                                               | 28 879,99           | 13 914,61                                     | 16 601,74           |
| <b>Lampung</b>                         | <b>2 485 452,78</b>                                                     | <b>2 661 362,81</b> | <b>1 428 769,59</b>                           | <b>1 529 891,90</b> |

Catatan/Note: <sup>1</sup> Kualitas produksi gabah kering giling/*The production is in term of dry unhusked paddy*  
2022 - Produksi September–Desember 2022 dihitung berdasarkan rata-rata produktivitas September–Desember 2018–2021, dan angka potensi luas panen Oktober–Desember 2022/*Production in September–December 2022 is calculated based on the average of productivity (yield of paddy) in September–December 2018–2021, the realized harvested area in September 2022, and the potential figures of harvested area for October–December 2022*

Sumber/Source: BPS, Survei Kerangka Sampel Area (KSA)/ *BPS-Statistics Indonesia, Area Sampling Frame (ASF) Survey*

**Tabel**  
**Table** 5.1.3**Produksi Jagung<sup>1</sup> dan Kedelai<sup>2</sup> Menurut Kabupaten/Kota (ton) di Provinsi Lampung, 2015**  
**Production of Maize and Soybeans by Regency/Municipality (ton) in Lampung Province, 2015**

| Kabupaten/Kota<br>Regency/Municipality | Produksi Jagung (ton)<br>Maize Production (ton) | Produksi Kedelai (ton)<br>Soybeans Production (ton) |
|----------------------------------------|-------------------------------------------------|-----------------------------------------------------|
| (1)                                    | (2)                                             | (3)                                                 |
| Lampung Barat                          | 816                                             | 477                                                 |
| Tanggamus                              | 5 473                                           | 1 258                                               |
| Lampung Selatan                        | 563 723                                         | 1 205                                               |
| Lampung Timur                          | 433 330                                         | 1 693                                               |
| Lampung Tengah                         | 246 805                                         | 1 331                                               |
| Lampung Utara                          | 87 664                                          | 462                                                 |
| Way Kanan                              | 39 439                                          | 272                                                 |
| Tulang Bawang                          | 5 280                                           | 803                                                 |
| Pesawaran                              | 66 509                                          | 6                                                   |
| Pringsewu                              | 28 179                                          | 405                                                 |
| Mesuji                                 | 2 439                                           | 1 635                                               |
| Tulang Bawang Barat                    | 2 131                                           | 12                                                  |
| Pesisir Barat                          | 20 214                                          | 254                                                 |
| Bandar Lampung                         | 399                                             | ...                                                 |
| Metro                                  | 399                                             | 1                                                   |
| <b>Lampung</b>                         | <b>1 502 800</b>                                | <b>9 815</b>                                        |

Catatan/Note: <sup>1</sup>Kualitas produksi jagung pipilan kering/ *The production form is dry loose maize*

<sup>2</sup>Kualitas produksi kedelai biji kering/ *The production form is dry shells soybean*

Sumber/Source: BPS, Laporan Statistik Pertanian/ *BPS-Statistics Indonesia, Agriculture Statistic Report of Food Crops*

**5.2 HORTIKULTURA**  
**HORTICULTURE**

**Tabel** 5.2.1 **Luas Panen Tanaman Sayuran Menurut Kabupaten/ Kota dan Jenis Tanaman di Provinsi Lampung, 2021 dan 2022**  
**Harvested Area of Vegetables by Regency/Municipality and Kind of Plant in Lampung Province, 2021 and 2022**

| Kabupaten/Kota<br>Regency/Municipality | Bawang Daun/ Scallion<br>(ha/ ha ) |            | Bawang Merah/ Shallots<br>(ha/ ha ) |            |
|----------------------------------------|------------------------------------|------------|-------------------------------------|------------|
|                                        | 2021                               | 2022*      | 2021                                | 2022*      |
| (1)                                    | (2)                                | (3)        | (4)                                 | (5)        |
| Lampung Barat                          | 113                                | 127        | 34                                  | 12         |
| Tanggamus                              | 101                                | 59         | 36                                  | 26         |
| Lampung Selatan                        | 82                                 | 61         | 80                                  | 65         |
| Lampung Timur                          | 134                                | 145        | 1                                   | –          |
| Lampung Tengah                         | 23                                 | 32         | 12                                  | 36         |
| Lampung Utara                          | 31                                 | 32         | –                                   | 7          |
| Way Kanan                              | 19                                 | 30         | –                                   | –          |
| Tulang Bawang                          | 40                                 | 26         | 1                                   | 6          |
| Pesawaran                              | 28                                 | 30         | 4                                   | 1          |
| Pringsewu                              | 18                                 | 6          | 43                                  | 35         |
| Mesuji                                 | 1                                  | -          | 15                                  | –          |
| Tulang Bawang Barat                    | 24                                 | 29         | 2                                   | –          |
| Pesisir Barat                          | 3                                  | 5          | –                                   | –          |
| Bandar Lampung                         | -                                  | -          | –                                   | –          |
| Metro                                  | 28                                 | 26         | –                                   | –          |
| <b>Lampung</b>                         | <b>645</b>                         | <b>608</b> | <b>228</b>                          | <b>187</b> |

Lanjutan Tabel/*Continued Table* 5.2.1

| Kabupaten/Kota<br><i>Regency/Municipality</i> | Bawang Putih/ <i>Garlic</i><br>(ha/ha) |          | Bayam/ <i>Spinach</i><br>(ha/ha) |              |
|-----------------------------------------------|----------------------------------------|----------|----------------------------------|--------------|
|                                               | 2021                                   | 2022*    | 2021                             | 2022*        |
| (1)                                           | (6)                                    | (7)      | (8)                              | (9)          |
| Lampung Barat                                 | 10                                     | –        | 62                               | 73           |
| Tanggamus                                     | 11                                     | 3        | 57                               | 73           |
| Lampung Selatan                               | –                                      | –        | 308                              | 277          |
| Lampung Timur                                 | –                                      | –        | 426                              | 425          |
| Lampung Tengah                                | –                                      | –        | 455                              | 492          |
| Lampung Utara                                 | –                                      | –        | 242                              | 218          |
| Way Kanan                                     | –                                      | –        | 202                              | 118          |
| Tulang Bawang                                 | –                                      | –        | 247                              | 204          |
| Pesawaran                                     | –                                      | –        | 63                               | 65           |
| Pringsewu                                     | –                                      | –        | 41                               | 24           |
| Mesuji                                        | –                                      | –        | 380                              | 394          |
| Tulang Bawang Barat                           | –                                      | –        | 114                              | 91           |
| Pesisir Barat                                 | –                                      | –        | 92                               | 131          |
| Bandar Lampung                                | –                                      | –        | 68                               | 77           |
| Metro                                         | –                                      | –        | 44                               | 44           |
| <b>Lampung</b>                                | <b>21</b>                              | <b>3</b> | <b>2 799</b>                     | <b>2 705</b> |

Lanjutan Tabel/Continued Table 5.2.1

| Kabupaten/Kota<br>Regency/Municipality | Buncis/ String bean<br>(ha/ ha) |            | Cabai Rawit/ Chili/Cayenne<br>Pepper<br>(ha/ ha) |              |
|----------------------------------------|---------------------------------|------------|--------------------------------------------------|--------------|
|                                        | 2021                            | 2022*      | 2021                                             | 2022*        |
| (1)                                    | (10)                            | (11)       | (12)                                             | (13)         |
| Lampung Barat                          | 236                             | 236        | 231                                              | 215          |
| Tanggamus                              | 88                              | 78         | 148                                              | 165          |
| Lampung Selatan                        | 37                              | 29         | 166                                              | 164          |
| Lampung Timur                          | 156                             | 120        | 361                                              | 373          |
| Lampung Tengah                         | 23                              | 38         | 217                                              | 301          |
| Lampung Utara                          | 1                               | –          | 70                                               | 94           |
| Way Kanan                              | –                               | –          | 107                                              | 71           |
| Tulang Bawang                          | 10                              | 10         | 83                                               | 75           |
| Pesawaran                              | 26                              | 27         | 130                                              | 121          |
| Pringsewu                              | 10                              | 41         | 109                                              | 151          |
| Mesuji                                 | –                               | –          | 102                                              | 71           |
| Tulang Bawang Barat                    | –                               | –          | 54                                               | 60           |
| Pesisir Barat                          | 34                              | 29         | 124                                              | 114          |
| Bandar Lampung                         | 12                              | 7          | 15                                               | 21           |
| Metro                                  | –                               | –          | 8                                                | 13           |
| <b>Lampung</b>                         | <b>633</b>                      | <b>614</b> | <b>1 925</b>                                     | <b>2 009</b> |

Lanjutan Tabel/Continued Table 5.2.1

| Kabupaten/Kota<br>Regency/Municipality | Kacang Panjang/ Long Beans<br>(ha/ ha) |              | Kangkung/ Water Spinach<br>(ha/ ha) |              |
|----------------------------------------|----------------------------------------|--------------|-------------------------------------|--------------|
|                                        | 2021                                   | 2022*        | 2021                                | 2022*        |
| (1)                                    | (14)                                   | (15)         | (16)                                | (17)         |
| Lampung Barat                          | 105                                    | 93           | 63                                  | 65           |
| Tanggamus                              | 111                                    | 108          | 115                                 | 133          |
| Lampung Selatan                        | 175                                    | 163          | 310                                 | 276          |
| Lampung Timur                          | 513                                    | 456          | 433                                 | 439          |
| Lampung Tengah                         | 408                                    | 426          | 473                                 | 483          |
| Lampung Utara                          | 182                                    | 151          | 235                                 | 259          |
| Way Kanan                              | 153                                    | 119          | 154                                 | 119          |
| Tulang Bawang                          | 177                                    | 136          | 252                                 | 192          |
| Pesawaran                              | 94                                     | 71           | 79                                  | 83           |
| Pringsewu                              | 43                                     | 59           | 86                                  | 111          |
| Mesuji                                 | 187                                    | 174          | 450                                 | 469          |
| Tulang Bawang Barat                    | 102                                    | 86           | 104                                 | 112          |
| Pesisir Barat                          | 97                                     | 89           | 89                                  | 119          |
| Bandar Lampung                         | 14                                     | 6            | 80                                  | 94           |
| Metro                                  | 7                                      | 5            | 39                                  | 52           |
| <b>Lampung</b>                         | <b>2 369</b>                           | <b>2 141</b> | <b>2 963</b>                        | <b>3 005</b> |



Lanjutan Tabel/Continued Table 5.2.1

| Kabupaten/Kota<br>Regency/Municipality | Kembang Kol/ Cauliflower<br>(ha/ ha) |           | Kentang/ Potato<br>(ha/ ha) |           |
|----------------------------------------|--------------------------------------|-----------|-----------------------------|-----------|
|                                        | 2021                                 | 2022*     | 2021                        | 2022*     |
| (1)                                    | (18)                                 | (19)      | (20)                        | (21)      |
| Lampung Barat                          | 22                                   | 16        | 28                          | 11        |
| Tanggamus                              | 33                                   | 15        | –                           | 31        |
| Lampung Selatan                        | –                                    | –         | –                           | –         |
| Lampung Timur                          | 29                                   | 29        | –                           | –         |
| Lampung Tengah                         | 2                                    | 1         | –                           | –         |
| Lampung Utara                          | –                                    | –         | –                           | –         |
| Way Kanan                              | –                                    | –         | –                           | –         |
| Tulang Bawang                          | –                                    | 1         | –                           | –         |
| Pesawaran                              | –                                    | 4         | –                           | –         |
| Pringsewu                              | –                                    | –         | –                           | –         |
| Mesuji                                 | 1                                    | –         | –                           | –         |
| Tulang Bawang Barat                    | –                                    | –         | –                           | –         |
| Pesisir Barat                          | –                                    | –         | –                           | –         |
| Bandar Lampung                         | –                                    | –         | –                           | –         |
| Metro                                  | 2                                    | 6         | –                           | –         |
| <b>Lampung</b>                         | <b>89</b>                            | <b>71</b> | <b>28</b>                   | <b>42</b> |

Lanjutan Tabel/*Continued Table* 5.2.1

| Kabupaten/Kota<br><i>Regency/Municipality</i> | Ketimun/ Cucumber<br>(ha/ ha) |              | Kubis/ Cabbage<br>(ha/ ha) |            |
|-----------------------------------------------|-------------------------------|--------------|----------------------------|------------|
|                                               | 2021                          | 2022*        | 2021                       | 2022*      |
| (1)                                           | (22)                          | (23)         | (24)                       | (25)       |
| Lampung Barat                                 | 79                            | 92           | 337                        | 455        |
| Tanggamus                                     | 116                           | 87           | 61                         | 56         |
| Lampung Selatan                               | 138                           | 154          | –                          | –          |
| Lampung Timur                                 | 455                           | 436          | –                          | –          |
| Lampung Tengah                                | 318                           | 288          | –                          | 1          |
| Lampung Utara                                 | 82                            | 88           | –                          | –          |
| Way Kanan                                     | 71                            | 51           | –                          | –          |
| Tulang Bawang                                 | 143                           | 92           | –                          | –          |
| Pesawaran                                     | 74                            | 55           | –                          | –          |
| Pringsewu                                     | 44                            | 60           | –                          | 2          |
| Mesuji                                        | 30                            | 52           | –                          | –          |
| Tulang Bawang Barat                           | 57                            | 65           | –                          | –          |
| Pesisir Barat                                 | 85                            | 73           | –                          | –          |
| Bandar Lampung                                | 5                             | 5            | –                          | –          |
| Metro                                         | 10                            | 11           | –                          | –          |
| <b>Lampung</b>                                | <b>1 707</b>                  | <b>1 607</b> | <b>398</b>                 | <b>514</b> |

Lanjutan Tabel/Continued Table 5.2.1

| Kabupaten/Kota<br>Regency/Municipality | Labu Siam/Chayote<br>(ha/ha) |            | Melon/Melon<br>(ha/ha) |           |
|----------------------------------------|------------------------------|------------|------------------------|-----------|
|                                        | 2021                         | 2022*      | 2021                   | 2022*     |
| (1)                                    | (26)                         | (27)       | (28)                   | (29)      |
| Lampung Barat                          | 129                          | 122        | –                      | –         |
| Tanggamus                              | 40                           | 54         | 2                      | 1         |
| Lampung Selatan                        | –                            | 6          | 25                     | 28        |
| Lampung Timur                          | 15                           | 8          | 41                     | 25        |
| Lampung Tengah                         | 2                            | –          | 9                      | 3         |
| Lampung Utara                          | –                            | 3          | 1                      | 5         |
| Way Kanan                              | –                            | –          | 1                      | 7         |
| Tulang Bawang                          | –                            | –          | 1                      | 3         |
| Pesawaran                              | 1                            | –          | 9                      | 5         |
| Pringsewu                              | 3                            | –          | 1                      | –         |
| Mesuji                                 | 1                            | 1          | –                      | –         |
| Tulang Bawang Barat                    | –                            | –          | 2                      | 10        |
| Pesisir Barat                          | 1                            | –          | 5                      | 7         |
| Bandar Lampung                         | –                            | –          | –                      | –         |
| Metro                                  | –                            | –          | 1                      | 5         |
| <b>Lampung</b>                         | <b>191</b>                   | <b>194</b> | <b>98</b>              | <b>98</b> |

Lanjutan Tabel/Continued Table 5.2.1

| Kabupaten/Kota<br>Regency/Municipality | Paprika/ Bell Pepper<br>(ha/ ha) |          | Petsai/Sawi/ Chinese Cabbage/<br>mustard green<br>(ha/ha) |              |
|----------------------------------------|----------------------------------|----------|-----------------------------------------------------------|--------------|
|                                        | 2021                             | 2022*    | 2021                                                      | 2022*        |
| (1)                                    | (30)                             | (31)     | (32)                                                      | (33)         |
| Lampung Barat                          | –                                | –        | 312                                                       | 344          |
| Tanggamus                              | –                                | –        | 111                                                       | 87           |
| Lampung Selatan                        | –                                | –        | 219                                                       | 215          |
| Lampung Timur                          | –                                | –        | 155                                                       | 130          |
| Lampung Tengah                         | –                                | –        | 131                                                       | 184          |
| Lampung Utara                          | –                                | –        | 71                                                        | 78           |
| Way Kanan                              | –                                | –        | 18                                                        | 20           |
| Tulang Bawang                          | –                                | 1        | 36                                                        | 41           |
| Pesawaran                              | –                                | –        | 39                                                        | 52           |
| Pringsewu                              | –                                | –        | 60                                                        | 88           |
| Mesuji                                 | –                                | –        | 1                                                         | –            |
| Tulang Bawang Barat                    | –                                | –        | 21                                                        | 28           |
| Pesisir Barat                          | –                                | –        | –                                                         | –            |
| Bandar Lampung                         | –                                | –        | 96                                                        | 108          |
| Metro                                  | –                                | 0        | 36                                                        | 55           |
| <b>Lampung</b>                         | <b>–</b>                         | <b>1</b> | <b>1 305</b>                                              | <b>1 429</b> |

Lanjutan Tabel/Continued Table 5.2.1

| Kabupaten/Kota<br>Regency/Municipality | Semangka/ Water Melon<br>(ha/ha) |              | Stroberi/ Strawberry<br>(ha/ ha) |          |
|----------------------------------------|----------------------------------|--------------|----------------------------------|----------|
|                                        | 2021                             | 2022*        | 2021                             | 2022*    |
| (1)                                    | (34)                             | (35)         | (36)                             | (37)     |
| Lampung Barat                          | –                                | –            | –                                | –        |
| Tanggamus                              | 2                                | 1            | –                                | –        |
| Lampung Selatan                        | 72                               | 114          | –                                | –        |
| Lampung Timur                          | 413                              | 326          | –                                | –        |
| Lampung Tengah                         | 701                              | 575          | –                                | –        |
| Lampung Utara                          | 60                               | 120          | –                                | –        |
| Way Kanan                              | 10                               | 11           | –                                | –        |
| Tulang Bawang                          | 200                              | 198          | –                                | –        |
| Pesawaran                              | 10                               | 11           | –                                | –        |
| Pringsewu                              | 9                                | 3            | –                                | –        |
| Mesuji                                 | 1                                | –            | –                                | –        |
| Tulang Bawang Barat                    | 33                               | 15           | –                                | –        |
| Pesisir Barat                          | 101                              | 108          | –                                | –        |
| Bandar Lampung                         | –                                | 7            | –                                | –        |
| Metro                                  | 18                               | 16           | –                                | –        |
| <b>Lampung</b>                         | <b>1 629</b>                     | <b>1 505</b> | <b>–</b>                         | <b>–</b> |

Lanjutan Tabel/*Continued Table* 5.2.1

| Kabupaten/Kota<br><i>Regency/Municipality</i> | Terung/ <i>Eggplant</i><br>(ha/ha) |              | Tomat/ <i>Tomato</i><br>(ha/ha) |              |
|-----------------------------------------------|------------------------------------|--------------|---------------------------------|--------------|
|                                               | 2021                               | 2022*        | 2021                            | 2022*        |
| (1)                                           | (38)                               | (39)         | (40)                            | (41)         |
| Lampung Barat                                 | 143                                | 136          | 308                             | 292          |
| Tanggamus                                     | 110                                | 115          | 114                             | 114          |
| Lampung Selatan                               | 166                                | 146          | 113                             | 119          |
| Lampung Timur                                 | 615                                | 610          | 320                             | 270          |
| Lampung Tengah                                | 403                                | 430          | 177                             | 200          |
| Lampung Utara                                 | 133                                | 148          | 50                              | 34           |
| Way Kanan                                     | 115                                | 83           | 65                              | 40           |
| Tulang Bawang                                 | 143                                | 114          | 65                              | 38           |
| Pesawaran                                     | 96                                 | 124          | 93                              | 91           |
| Pringsewu                                     | 204                                | 188          | 175                             | 198          |
| Mesuji                                        | 125                                | 114          | 98                              | 95           |
| Tulang Bawang Barat                           | 107                                | 86           | 20                              | 13           |
| Pesisir Barat                                 | 132                                | 122          | 78                              | 71           |
| Bandar Lampung                                | 9                                  | 6            | 7                               | 6            |
| Metro                                         | 15                                 | 14           | 4                               | 2            |
| <b>Lampung</b>                                | <b>2 514</b>                       | <b>2 435</b> | <b>1 687</b>                    | <b>1 583</b> |

Lanjutan Tabel/Continued Table 5.2.1

| Kabupaten/Kota<br>Regency/Municipality | Wortel/ Carrot<br>(ha/ ha) |            | Cabai Besar/TW/Teropong/<br>Chili/Big chili<br>(ha/ ha) |              |
|----------------------------------------|----------------------------|------------|---------------------------------------------------------|--------------|
|                                        | 2021                       | 2022*      | 2021                                                    | 2022*        |
| (1)                                    | (42)                       | (43)       | (44)                                                    | (45)         |
| Lampung Barat                          | 310                        | 324        | 98                                                      | 71           |
| Tanggamus                              | –                          | 7          | 123                                                     | 60           |
| Lampung Selatan                        | –                          | –          | 9                                                       | 11           |
| Lampung Timur                          | –                          | –          | 901                                                     | 798          |
| Lampung Tengah                         | –                          | –          | 145                                                     | 64           |
| Lampung Utara                          | –                          | –          | –                                                       | 4            |
| Way Kanan                              | –                          | –          | 50                                                      | 13           |
| Tulang Bawang                          | –                          | 1          | 49                                                      | 42           |
| Pesawaran                              | –                          | –          | 583                                                     | 266          |
| Pringsewu                              | –                          | –          | 157                                                     | 14           |
| Mesuji                                 | –                          | –          | 237                                                     | 95           |
| Tulang Bawang Barat                    | –                          | –          | 58                                                      | 47           |
| Pesisir Barat                          | –                          | –          | 29                                                      | 25           |
| Bandar Lampung                         | 1                          | –          | 7                                                       | 6            |
| Metro                                  | –                          | –          | –                                                       | –            |
| <b>Lampung</b>                         | <b>311</b>                 | <b>332</b> | <b>2 445</b>                                            | <b>1 515</b> |

Lanjutan Tabel/*Continued Table* 5.2.1

| Kabupaten/Kota<br><i>Regency/Municipality</i> | Cabai Keriting/ <i>Chili/Curly chili</i><br>(ha/ ha) |              | Jamur Tiram / <i>King Oyster</i><br><i>Mushrooms</i><br>(m <sup>2</sup> / m <sup>2</sup> ) |               |
|-----------------------------------------------|------------------------------------------------------|--------------|--------------------------------------------------------------------------------------------|---------------|
|                                               | 2021                                                 | 2022*        | 2021                                                                                       | 2022*         |
| (1)                                           | (46)                                                 | (47)         | (48)                                                                                       | (49)          |
| Lampung Barat                                 | 229                                                  | 258          | –                                                                                          | –             |
| Tanggamus                                     | 143                                                  | 147          | 47                                                                                         | 50            |
| Lampung Selatan                               | 385                                                  | 313          | 4 690                                                                                      | 9 510         |
| Lampung Timur                                 | 420                                                  | 446          | 2 758                                                                                      | 2 875         |
| Lampung Tengah                                | 608                                                  | 553          | 2 679                                                                                      | 10 944        |
| Lampung Utara                                 | 117                                                  | 209          | 380                                                                                        | 88            |
| Way Kanan                                     | 86                                                   | 114          | –                                                                                          | 40            |
| Tulang Bawang                                 | 285                                                  | 154          | 240                                                                                        | 181           |
| Pesawaran                                     | 19                                                   | 66           | –                                                                                          | 1             |
| Pringsewu                                     | 615                                                  | 674          | 32 100                                                                                     | 4 100         |
| Mesuji                                        | –                                                    | –            | 2                                                                                          | 8             |
| Tulang Bawang Barat                           | 61                                                   | 67           | –                                                                                          | –             |
| Pesisir Barat                                 | 143                                                  | 130          | 1                                                                                          | –             |
| Bandar Lampung                                | 2                                                    | 1            | 2 135                                                                                      | 2 195         |
| Metro                                         | 32                                                   | 22           | 1 400                                                                                      | 850           |
| <b>Lampung</b>                                | <b>3 144</b>                                         | <b>3 153</b> | <b>46 432</b>                                                                              | <b>30 842</b> |



Lanjutan Tabel/Continued Table 5.2.1

| Kabupaten/Kota<br>Regency/Municipality | Jamur Merang / Straw<br>Mushrooms<br>(m <sup>2</sup> / m <sup>2</sup> ) |                   | Jamur Lainnya/ Other<br>Mushrooms<br>(m <sup>2</sup> / m <sup>2</sup> ) |                   |
|----------------------------------------|-------------------------------------------------------------------------|-------------------|-------------------------------------------------------------------------|-------------------|
|                                        | 2021                                                                    | 2022 <sup>x</sup> | 2021                                                                    | 2022 <sup>x</sup> |
| (1)                                    | (50)                                                                    | (51)              | (52)                                                                    | (53)              |
| Lampung Barat                          | –                                                                       | –                 | –                                                                       | –                 |
| Tanggamus                              | –                                                                       | –                 | 2                                                                       | –                 |
| Lampung Selatan                        | 110                                                                     | –                 | –                                                                       | –                 |
| Lampung Timur                          | 420                                                                     | 298               | 231                                                                     | –                 |
| Lampung Tengah                         | 62 159                                                                  | 6 143             | 50                                                                      | 778               |
| Lampung Utara                          | –                                                                       | –                 | –                                                                       | –                 |
| Way Kanan                              | –                                                                       | –                 | –                                                                       | –                 |
| Tulang Bawang                          | –                                                                       | –                 | –                                                                       | –                 |
| Pesawaran                              | 1                                                                       | 8                 | –                                                                       | –                 |
| Pringsewu                              | –                                                                       | 550               | 10 500                                                                  | 500               |
| Mesuji                                 | –                                                                       | –                 | –                                                                       | –                 |
| Tulang Bawang Barat                    | –                                                                       | –                 | –                                                                       | –                 |
| Pesisir Barat                          | –                                                                       | –                 | –                                                                       | –                 |
| Bandar Lampung                         | –                                                                       | –                 | –                                                                       | –                 |
| Metro                                  | 1 700                                                                   | 800               | –                                                                       | –                 |
| <b>Lampung</b>                         | <b>64 390</b>                                                           | <b>7 799</b>      | <b>10 783</b>                                                           | <b>1 278</b>      |

Sumber/Source: BPS, Statistik Pertanian Hortikultura SPH/BPS-Statistics Indonesia, Agricultural Statistic for Horticulture SPH

**Tabel**  
**Table** 5.2.2**Produksi Tanaman Sayuran Menurut Kabupaten/Kota dan Jenis Tanaman di Provinsi Lampung, 2021 dan 2022**  
**Production of Vegetables by Regency/Municipality and Kind of Plant in Lampung Province, 2021 and 2022**

| Kabupaten/Kota<br>Regency/Municipality | Bawang Daun/ Scallion<br>(kw/ qui) |               | Bawang Merah/ Shallots<br>(kw/ qui) |               |
|----------------------------------------|------------------------------------|---------------|-------------------------------------|---------------|
|                                        | 2021                               | 2022*         | 2021                                | 2022*         |
| (1)                                    | (2)                                | (3)           | (4)                                 | (5)           |
| Lampung Barat                          | 12 476                             | 14 140        | 2 350                               | 1 380         |
| Tanggamus                              | 2 430                              | 2 099         | 1 987                               | 1 416         |
| Lampung Selatan                        | 7 596                              | 6 100         | 8 000                               | 6 800         |
| Lampung Timur                          | 3 364                              | 2 479         | 2                                   | –             |
| Lampung Tengah                         | 582                                | 789           | 153                                 | 2 177         |
| Lampung Utara                          | 3 138                              | 2 170         | –                                   | 426           |
| Way Kanan                              | 189                                | 624           | –                                   | –             |
| Tulang Bawang                          | 1 355                              | 1 379         | 80                                  | 251           |
| Pesawaran                              | 2 250                              | 1 962         | 875                                 | 120           |
| Pringsewu                              | 1 451                              | 450           | 3 383                               | 3 910         |
| Mesuji                                 | 120                                | –             | 525                                 | –             |
| Tulang Bawang Barat                    | 1 955                              | 1 778         | 263                                 | –             |
| Pesisir Barat                          | 18                                 | 20            | –                                   | –             |
| Bandar Lampung                         | –                                  | –             | –                                   | –             |
| Metro                                  | 2 714                              | 2 170         | –                                   | –             |
| <b>Lampung</b>                         | <b>39 637</b>                      | <b>36 160</b> | <b>17 618</b>                       | <b>16 480</b> |

Lanjutan Tabel/Continued Table 5.2.2

| Kabupaten/Kota<br>Regency/Municipality | Bawang Putih/ Garlic<br>(kw/ qui) |           | Bayam/ Spinach<br>(kw/ qui) |               |
|----------------------------------------|-----------------------------------|-----------|-----------------------------|---------------|
|                                        | 2021                              | 2022*     | 2021                        | 2022*         |
| (1)                                    | (6)                               | (7)       | (8)                         | (9)           |
| Lampung Barat                          | 1 093                             | –         | 3 020                       | 3 261         |
| Tanggamus                              | 24                                | 30        | 1 288                       | 2 006         |
| Lampung Selatan                        | –                                 | –         | 10 748                      | 7 802         |
| Lampung Timur                          | –                                 | –         | 6 716                       | 3 238         |
| Lampung Tengah                         | –                                 | –         | 9 598                       | 9 341         |
| Lampung Utara                          | –                                 | –         | 12 733                      | 12 124        |
| Way Kanan                              | –                                 | –         | 1 869                       | 1 767         |
| Tulang Bawang                          | –                                 | –         | 5 228                       | 6 482         |
| Pesawaran                              | –                                 | –         | 3 150                       | 3 032         |
| Pringsewu                              | –                                 | –         | 1 714                       | 986           |
| Mesuji                                 | –                                 | –         | 17 440                      | 16 020        |
| Tulang Bawang Barat                    | –                                 | –         | 4 375                       | 3 285         |
| Pesisir Barat                          | –                                 | –         | 1 049                       | 2 022         |
| Bandar Lampung                         | –                                 | –         | 2 418                       | 4 177         |
| Metro                                  | –                                 | –         | 2 278                       | 2 894         |
| <b>Lampung</b>                         | <b>1 117</b>                      | <b>30</b> | <b>83 624</b>               | <b>78 437</b> |

Lanjutan Tabel/Continued Table 5.2.2

| Kabupaten/Kota<br>Regency/Municipality | Buncis/ string bean<br>(kw/ qui) |               | Cabai Rawit/ Chili/Cayenne<br>Pepper<br>(kw/ qui) |                |
|----------------------------------------|----------------------------------|---------------|---------------------------------------------------|----------------|
|                                        | 2021                             | 2022*         | 2021                                              | 2022*          |
| (1)                                    | (10)                             | (11)          | (12)                                              | (13)           |
| Lampung Barat                          | 26 676                           | 31 098        | 13 545                                            | 19 260         |
| Tanggamus                              | 3 272                            | 1 898         | 4 713                                             | 3 935          |
| Lampung Selatan                        | 4 320                            | 3 285         | 25 545                                            | 27 595         |
| Lampung Timur                          | 1 853                            | 1 151         | 3 712                                             | 4 203          |
| Lampung Tengah                         | 478                              | 754           | 6 242                                             | 7 141          |
| Lampung Utara                          | 8                                | –             | 12 182                                            | 7 953          |
| Way Kanan                              | –                                | –             | 3 101                                             | 2 032          |
| Tulang Bawang                          | 227                              | 725           | 3 092                                             | 3 180          |
| Pesawaran                              | 6 005                            | 2 405         | 7 260                                             | 6 326          |
| Pringsewu                              | 231                              | 451           | 6 305                                             | 12 814         |
| Mesuji                                 | –                                | –             | 12 960                                            | 8 940          |
| Tulang Bawang Barat                    | –                                | –             | 5 172                                             | 4 165          |
| Pesisir Barat                          | 614                              | 462           | 3 104                                             | 3 067          |
| Bandar Lampung                         | 855                              | 51            | 1 940                                             | 345            |
| Metro                                  | –                                | –             | 340                                               | 977            |
| <b>Lampung</b>                         | <b>44 539</b>                    | <b>42 280</b> | <b>109 213</b>                                    | <b>111 934</b> |

Lanjutan Tabel/Continued Table 5.2.2

| Kabupaten/Kota<br>Regency/Municipality | Kacang Panjang/ Long Beans<br>(kw/ qui) |                | Kangkung/ Water Spinach<br>(kw/ qui) |                |
|----------------------------------------|-----------------------------------------|----------------|--------------------------------------|----------------|
|                                        | 2021                                    | 2022*          | 2021                                 | 2022*          |
| (1)                                    | (14)                                    | (15)           | (16)                                 | (17)           |
| Lampung Barat                          | 10 053                                  | 9 651          | 2 667                                | 2 238          |
| Tanggamus                              | 3 743                                   | 3 401          | 2 424                                | 3 013          |
| Lampung Selatan                        | 21 717                                  | 17 680         | 35 922                               | 28 380         |
| Lampung Timur                          | 7 108                                   | 5 966          | 6 716                                | 3 505          |
| Lampung Tengah                         | 15 089                                  | 18 988         | 9 924                                | 9 487          |
| Lampung Utara                          | 29 877                                  | 18 983         | 16 086                               | 16 247         |
| Way Kanan                              | 3 289                                   | 3 024          | 1 669                                | 1 476          |
| Tulang Bawang                          | 7 152                                   | 6 824          | 5 895                                | 6 302          |
| Pesawaran                              | 6 552                                   | 3 730          | 3 840                                | 4 265          |
| Pringsewu                              | 3 226                                   | 2 521          | 6 072                                | 7 395          |
| Mesuji                                 | 34 100                                  | 35 400         | 31 640                               | 32 750         |
| Tulang Bawang Barat                    | 11 435                                  | 6 740          | 5 949                                | 5 137          |
| Pesisir Barat                          | 1 686                                   | 2 056          | 1 292                                | 1 952          |
| Bandar Lampung                         | 1 267                                   | 68             | 6 313                                | 6 905          |
| Metro                                  | 225                                     | 246            | 2 920                                | 4 594          |
| <b>Lampung</b>                         | <b>156 518</b>                          | <b>135 277</b> | <b>139 328</b>                       | <b>133 644</b> |

Lanjutan Tabel/Continued Table 5.2.2

| Kabupaten/Kota<br>Regency/Municipality | Kembang Kol/ Cauliflower<br>(kw/ qui) |              | Kentang/ Potato<br>(kw/ qui) |              |
|----------------------------------------|---------------------------------------|--------------|------------------------------|--------------|
|                                        | 2021                                  | 2022*        | 2021                         | 2022*        |
| (1)                                    | (18)                                  | (19)         | (20)                         | (21)         |
| Lampung Barat                          | 1 965                                 | 1 970        | 1 785                        | 1 482        |
| Tanggamus                              | 3 694                                 | 709          | –                            | 465          |
| Lampung Selatan                        | –                                     | –            | –                            | –            |
| Lampung Timur                          | 2 130                                 | 1 452        | –                            | –            |
| Lampung Tengah                         | 117                                   | 30           | –                            | –            |
| Lampung Utara                          | –                                     | –            | –                            | –            |
| Way Kanan                              | –                                     | –            | –                            | –            |
| Tulang Bawang                          | –                                     | 35           | –                            | –            |
| Pesawaran                              | –                                     | 33           | –                            | –            |
| Pringsewu                              | –                                     | –            | –                            | –            |
| Mesuji                                 | 170                                   | –            | –                            | –            |
| Tulang Bawang Barat                    | –                                     | –            | –                            | –            |
| Pesisir Barat                          | –                                     | –            | –                            | –            |
| Bandar Lampung                         | –                                     | –            | –                            | –            |
| Metro                                  | 250                                   | 387          | –                            | –            |
| <b>Lampung</b>                         | <b>8 326</b>                          | <b>4 616</b> | <b>1 785</b>                 | <b>1 947</b> |

Lanjutan Tabel/Continued Table 5.2.2

| Kabupaten/Kota<br>Regency/Municipality | Ketimun/ Cucumber<br>(kw/ qui) |                | Kubis/ Cabbage<br>(kw/ qui) |               |
|----------------------------------------|--------------------------------|----------------|-----------------------------|---------------|
|                                        | 2021                           | 2022*          | 2021                        | 2022*         |
| (1)                                    | (22)                           | (23)           | (24)                        | (25)          |
| Lampung Barat                          | 8 527                          | 9 495          | 56 497                      | 65 359        |
| Tanggamus                              | 5 581                          | 5 466          | 4 230                       | 2 371         |
| Lampung Selatan                        | 14 807                         | 16 758         | –                           | –             |
| Lampung Timur                          | 9 773                          | 5 727          | –                           | –             |
| Lampung Tengah                         | 16 803                         | 19 427         | –                           | 1             |
| Lampung Utara                          | 16 609                         | 9 052          | –                           | –             |
| Way Kanan                              | 886                            | 999            | –                           | –             |
| Tulang Bawang                          | 9 743                          | 5 570          | –                           | –             |
| Pesawaran                              | 17 993                         | 7 822          | –                           | –             |
| Pringsewu                              | 3 176                          | 3 131          | –                           | 500           |
| Mesuji                                 | 10 200                         | 17 640         | –                           | –             |
| Tulang Bawang Barat                    | 6 308                          | 6 287          | –                           | –             |
| Pesisir Barat                          | 2 766                          | 3 366          | –                           | –             |
| Bandar Lampung                         | 457                            | 84             | –                           | –             |
| Metro                                  | 1 282                          | 1 589          | –                           | –             |
| <b>Lampung</b>                         | <b>124 910</b>                 | <b>112 413</b> | <b>60 727</b>               | <b>68 231</b> |

Lanjutan Tabel/Continued Table 5.2.2

| Kabupaten/Kota<br>Regency/Municipality | Labu Siam/ <i>Chayote</i><br>(kw/ <i>qui</i> ) |               | Melon/ <i>Melon</i><br>(kw/ <i>qui</i> ) |              |
|----------------------------------------|------------------------------------------------|---------------|------------------------------------------|--------------|
|                                        | 2021                                           | 2022*         | 2021                                     | 2022*        |
| (1)                                    | (26)                                           | (27)          | (28)                                     | (29)         |
| Lampung Barat                          | 19 944                                         | 27 680        | –                                        | –            |
| Tanggamus                              | 2 107                                          | 1 170         | 200                                      | 100          |
| Lampung Selatan                        | –                                              | 650           | 3 658                                    | 3 340        |
| Lampung Timur                          | 191                                            | 104           | 282                                      | 292          |
| Lampung Tengah                         | 91                                             | –             | 250                                      | 193          |
| Lampung Utara                          | –                                              | 670           | 200                                      | 821          |
| Way Kanan                              | –                                              | –             | 60                                       | 740          |
| Tulang Bawang                          | –                                              | –             | 24                                       | 211          |
| Pesawaran                              | 20                                             | –             | 1 052                                    | 601          |
| Pringsewu                              | 115                                            | –             | 160                                      | –            |
| Mesuji                                 | 4 000                                          | 4 800         | –                                        | –            |
| Tulang Bawang Barat                    | –                                              | –             | 600                                      | 420          |
| Pesisir Barat                          | 2                                              | –             | 243                                      | 1 010        |
| Bandar Lampung                         | –                                              | –             | –                                        | –            |
| Metro                                  | –                                              | –             | 30                                       | 492          |
| <b>Lampung</b>                         | <b>26 470</b>                                  | <b>35 074</b> | <b>6 759</b>                             | <b>8 220</b> |



Lanjutan Tabel/Continued Table 5.2.2

| Kabupaten/Kota<br>Regency/Municipality | Paprika/ Bell Pepper<br>(kw/ qui) |           | Petsai/Sawi/ Chinese Cabbage/<br>mustard green<br>(kw/ qui) |                |
|----------------------------------------|-----------------------------------|-----------|-------------------------------------------------------------|----------------|
|                                        | 2021                              | 2022*     | 2021                                                        | 2022*          |
| (1)                                    | (30)                              | (31)      | (32)                                                        | (33)           |
| Lampung Barat                          | –                                 | –         | 40 233                                                      | 47 155         |
| Tanggamus                              | –                                 | –         | 6 145                                                       | 4 219          |
| Lampung Selatan                        | –                                 | –         | 20 183                                                      | 21 405         |
| Lampung Timur                          | –                                 | –         | 689                                                         | 653            |
| Lampung Tengah                         | –                                 | –         | 1 604                                                       | 1 414          |
| Lampung Utara                          | –                                 | –         | 9 143                                                       | 8 020          |
| Way Kanan                              | –                                 | –         | 229                                                         | 204            |
| Tulang Bawang                          | –                                 | 20        | 1 310                                                       | 2 282          |
| Pesawaran                              | –                                 | –         | 3 700                                                       | 3 168          |
| Pringsewu                              | –                                 | –         | 6 837                                                       | 9 260          |
| Mesuji                                 | –                                 | –         | 150                                                         | –              |
| Tulang Bawang Barat                    | –                                 | –         | 777                                                         | 541            |
| Pesisir Barat                          | –                                 | –         | –                                                           | –              |
| Bandar Lampung                         | –                                 | –         | 6 213                                                       | 6 514          |
| Metro                                  | –                                 | 14        | 4 584                                                       | 5 624          |
| <b>Lampung</b>                         | <b>–</b>                          | <b>34</b> | <b>101 797</b>                                              | <b>110 459</b> |

Lanjutan Tabel/*Continued Table* 5.2.2

| Kabupaten/Kota<br><i>Regency/Municipality</i> | Semangka/ <i>Water Melon</i><br>(kw/ <i>qui</i> ) |                | Stroberi/ <i>Strawberry</i><br>(kw/ <i>qui</i> ) |          |
|-----------------------------------------------|---------------------------------------------------|----------------|--------------------------------------------------|----------|
|                                               | 2021                                              | 2022*          | 2021                                             | 2022*    |
| (1)                                           | (34)                                              | (35)           | (36)                                             | (37)     |
| Lampung Barat                                 | –                                                 | –              | –                                                | –        |
| Tanggamus                                     | 700                                               | 110            | –                                                | –        |
| Lampung Selatan                               | 11 431                                            | 14 559         | –                                                | –        |
| Lampung Timur                                 | 8 671                                             | 9 892          | –                                                | –        |
| Lampung Tengah                                | 105 404                                           | 99 778         | –                                                | –        |
| Lampung Utara                                 | 10 545                                            | 15 039         | –                                                | –        |
| Way Kanan                                     | 216                                               | 1 120          | –                                                | –        |
| Tulang Bawang                                 | 28 674                                            | 35 697         | –                                                | –        |
| Pesawaran                                     | 1 534                                             | 1 383          | –                                                | –        |
| Pringsewu                                     | 1 487                                             | 57             | –                                                | –        |
| Mesuji                                        | 190                                               | –              | –                                                | –        |
| Tulang Bawang Barat                           | 3 946                                             | 1 601          | –                                                | –        |
| Pesisir Barat                                 | 8 372                                             | 14 479         | –                                                | –        |
| Bandar Lampung                                | –                                                 | 180            | –                                                | –        |
| Metro                                         | 2 035                                             | 530            | –                                                | –        |
| <b>Lampung</b>                                | <b>183 205</b>                                    | <b>194 425</b> | <b>–</b>                                         | <b>–</b> |

Lanjutan Tabel/Continued Table 5.2.2

| Kabupaten/Kota<br>Regency/Municipality | Terung/Eggplant<br>(kw/qui) |                | Tomat/Tomato<br>(kw/qui) |                |
|----------------------------------------|-----------------------------|----------------|--------------------------|----------------|
|                                        | 2021                        | 2022*          | 2021                     | 2022*          |
| (1)                                    | (38)                        | (39)           | (40)                     | (41)           |
| Lampung Barat                          | 16 202                      | 17 065         | 50 834                   | 41 207         |
| Tanggamus                              | 5 622                       | 5 919          | 5 014                    | 4 005          |
| Lampung Selatan                        | 21 733                      | 15 873         | 14 081                   | 12 907         |
| Lampung Timur                          | 9 549                       | 15 803         | 2 691                    | 22 197         |
| Lampung Tengah                         | 21 826                      | 24 463         | 8 718                    | 9 534          |
| Lampung Utara                          | 40 057                      | 17 328         | 13 819                   | 5 612          |
| Way Kanan                              | 2 608                       | 2 286          | 1 147                    | 825            |
| Tulang Bawang                          | 10 921                      | 10 968         | 3 720                    | 2 298          |
| Pesawaran                              | 9 444                       | 8 069          | 3 898                    | 4 690          |
| Pringsewu                              | 21 663                      | 10 111         | 12 981                   | 11 353         |
| Mesuji                                 | 39 360                      | 40 980         | 38 280                   | 44 840         |
| Tulang Bawang Barat                    | 8 598                       | 6 096          | 848                      | 522            |
| Pesisir Barat                          | 3 999                       | 4 585          | 2 058                    | 1 843          |
| Bandar Lampung                         | 1 806                       | 352            | 872                      | 38             |
| Metro                                  | 1 842                       | 2 986          | 378                      | 33             |
| <b>Lampung</b>                         | <b>215 228</b>              | <b>182 882</b> | <b>159 338</b>           | <b>161 902</b> |

Lanjutan Tabel/Continued Table 5.2.2

| Kabupaten/Kota<br>Regency/Municipality | Wortel/ Carrot<br>(kw/ qui) |               | Cabai Besar/TW/Teropong/<br>Chili/Big chili<br>(ha/ ha) |               |
|----------------------------------------|-----------------------------|---------------|---------------------------------------------------------|---------------|
|                                        | 2021                        | 2022*         | 2021                                                    | 2022*         |
| (1)                                    | (42)                        | (43)          | (44)                                                    | (45)          |
| Lampung Barat                          | 55 740                      | 62 128        | 9 789                                                   | 8 215         |
| Tanggamus                              | –                           | 134           | 3 872                                                   | 3 839         |
| Lampung Selatan                        | –                           | –             | 1 290                                                   | 1 405         |
| Lampung Timur                          | –                           | –             | 11 250                                                  | 13 081        |
| Lampung Tengah                         | –                           | –             | 7 333                                                   | 2 864         |
| Lampung Utara                          | –                           | –             | –                                                       | 354           |
| Way Kanan                              | –                           | –             | 4 612                                                   | 160           |
| Tulang Bawang                          | –                           | 28            | 1 737                                                   | 1 764         |
| Pesawaran                              | –                           | –             | 39 281                                                  | 18 868        |
| Pringsewu                              | –                           | –             | 15 583                                                  | 1 485         |
| Mesuji                                 | –                           | –             | 27 738                                                  | 12 870        |
| Tulang Bawang Barat                    | –                           | –             | 5 836                                                   | 3 125         |
| Pesisir Barat                          | –                           | –             | 840                                                     | 953           |
| Bandar Lampung                         | 45                          | –             | 1 017                                                   | 164           |
| Metro                                  | –                           | –             | –                                                       | –             |
| <b>Lampung</b>                         | <b>55 785</b>               | <b>62 290</b> | <b>130 177</b>                                          | <b>69 146</b> |

Lanjutan Tabel/Continued Table 5.2.2

| Kabupaten/Kota<br>Regency/Municipality | Cabai Keriting/ Chili/Curly chili<br>(kw/ qui) |                | Jamur Tiram / King Oyster<br>Mushrooms<br>(kg/ kg) |               |
|----------------------------------------|------------------------------------------------|----------------|----------------------------------------------------|---------------|
|                                        | 2021                                           | 2022*          | 2021                                               | 2022*         |
| (1)                                    | (46)                                           | (47)           | (48)                                               | (49)          |
| Lampung Barat                          | 34 975                                         | 42 639         | –                                                  | –             |
| Tanggamus                              | 6 038                                          | 4 796          | 33                                                 | 12            |
| Lampung Selatan                        | 52 490                                         | 42 037         | 2 870                                              | 1 027         |
| Lampung Timur                          | 16 733                                         | 9 174          | 1 862                                              | 2 697         |
| Lampung Tengah                         | 40 112                                         | 26 098         | 1 139                                              | 2 143         |
| Lampung Utara                          | 18 659                                         | 15 636         | 531                                                | 69            |
| Way Kanan                              | 2 931                                          | 4 651          | –                                                  | 30            |
| Tulang Bawang                          | 11 850                                         | 5 383          | 254                                                | 57            |
| Pesawaran                              | 1 107                                          | 4 226          | –                                                  | 1             |
| Pringsewu                              | 18 145                                         | 60 307         | 24 828                                             | 4 588         |
| Mesuji                                 | –                                              | –              | 5                                                  | 17            |
| Tulang Bawang Barat                    | 8 000                                          | 8 279          | –                                                  | –             |
| Pesisir Barat                          | 3 242                                          | 2 760          | 9                                                  | –             |
| Bandar Lampung                         | 5                                              | 6              | 2 423                                              | 1 472         |
| Metro                                  | 1 032                                          | 1 212          | 94                                                 | 84            |
| <b>Lampung</b>                         | <b>215 319</b>                                 | <b>227 202</b> | <b>34 047</b>                                      | <b>12 197</b> |

Lanjutan Tabel/Continued Table 5.2.2

| Kabupaten/Kota<br>Regency/Municipality | Jamur Merang / Straw<br>Mushrooms<br>(kg/ kg) |              | Jamur Lainnya/ Other<br>Mushrooms<br>(kg/ kg) |           |
|----------------------------------------|-----------------------------------------------|--------------|-----------------------------------------------|-----------|
|                                        | 2021                                          | 2022*        | 2021                                          | 2022*     |
| (1)                                    | (50)                                          | (51)         | (52)                                          | (53)      |
| Lampung Barat                          | –                                             | –            | –                                             | –         |
| Tanggamus                              | –                                             | –            | 1                                             | –         |
| Lampung Selatan                        | 110                                           | –            | –                                             | –         |
| Lampung Timur                          | 574                                           | 707          | 354                                           | –         |
| Lampung Tengah                         | 4 075                                         | 2 849        | 2                                             | 76        |
| Lampung Utara                          | –                                             | –            | –                                             | –         |
| Way Kanan                              | –                                             | –            | –                                             | –         |
| Tulang Bawang                          | –                                             | –            | –                                             | –         |
| Pesawaran                              | 1                                             | 9            | –                                             | –         |
| Pringsewu                              | –                                             | 47           | 8 955                                         | 10        |
| Mesuji                                 | –                                             | –            | –                                             | –         |
| Tulang Bawang Barat                    | –                                             | –            | –                                             | –         |
| Pesisir Barat                          | –                                             | –            | –                                             | –         |
| Bandar Lampung                         | –                                             | –            | –                                             | –         |
| Metro                                  | 54                                            | 127          | –                                             | –         |
| <b>Lampung</b>                         | <b>4 814</b>                                  | <b>3 738</b> | <b>9 312</b>                                  | <b>86</b> |

Sumber/Source: BPS, Statistik Pertanian Hortikultura SPH/BPS-Statistics Indonesia, Agricultural Statistic for Horticulture SPH

**Tabel**  
**Table** 5.2.3

**Luas Panen Tanaman Sayuran dan Buah–Buahan Semusim Menurut Jenis Tanaman di Provinsi Lampung, 2019–2022**  
**Harvested Area of Seasonal Vegetables and Fruits by Kind of Plant in Lampung Province, 2019–2022**

| Jenis Tanaman<br><i>Kind of Plants</i>             | Satuan<br><i>Unit</i> | 2019  | 2020 | 2021  | 2022 <sup>x</sup> |
|----------------------------------------------------|-----------------------|-------|------|-------|-------------------|
| (1)                                                | (2)                   | (3)   | (4)  | (5)   | (6)               |
| Bawang Daun/ <i>Scallion</i>                       | ha                    | 603   | ...  | 645   | 608               |
| Bawang Merah/ <i>Shallots</i>                      | ha                    | 471   | ...  | 228   | 187               |
| Bawang Putih/ <i>Garlic</i>                        | ha                    | 29    | ...  | 21    | 3                 |
| Bayam/ <i>Spinach</i>                              | ha                    | 2 468 | ...  | 2 799 | 2 705             |
| Buncis/ <i>string bean</i>                         | ha                    | 822   | ...  | 633   | 614               |
| Cabai Rawit/ <i>Chili/Cayenne Pepper</i>           | ha                    | 2 010 | ...  | 1 925 | 2 009             |
| Kacang Panjang/ <i>Long Beans</i>                  | ha                    | 2 395 | ...  | 2 369 | 2 141             |
| Kangkung/ <i>Water Spinach</i>                     | ha                    | 2 567 | ...  | 2 963 | 3 005             |
| Kembang Kol/ <i>Cauliflower</i>                    | ha                    | 74    | ...  | 89    | 71                |
| Kentang/ <i>Potato</i>                             | ha                    | 27    | ...  | 28    | 42                |
| Ketimun/ <i>Cucumber</i>                           | ha                    | 1 683 | ...  | 1 707 | 1 607             |
| Kubis/ <i>Cabbage</i>                              | ha                    | 543   | ...  | 398   | 514               |
| Labu Siam/ <i>Chayote</i>                          | ha                    | 417   | ...  | 191   | 194               |
| Melon/ <i>Melon</i>                                | ha                    | 67    | ...  | 98    | 98                |
| Paprika/ <i>Bell Pepper</i>                        | ha                    | 5     | ...  | –     | 1                 |
| Petsai/Sawi/ <i>Chinese Cabbage/ mustard green</i> | ha                    | 1 329 | ...  | 1 305 | 1 429             |
| Semangka/ <i>Water Melon</i>                       | ha                    | 1 276 | ...  | 1 629 | 1 505             |
| Stroberi/ <i>Strawberry</i>                        | ha                    | –     | ...  | –     | –                 |
| Terung/ <i>Eggplant</i>                            | ha                    | 2 270 | ...  | 2 514 | 2 435             |
| Tomat/ <i>Tomato</i>                               | ha                    | 1 775 | ...  | 1 687 | 1 583             |
| Wortel/ <i>Carrot</i>                              | ha                    | 425   | ...  | 311   | 332               |

Lanjutan Tabel/*Continued Table* 5.2.3

| <b>Jenis Tanaman</b><br><i>Kind of Plants</i>    | <b>Satuan</b><br><i>Unit</i> | <b>2019</b> | <b>2020</b> | <b>2021</b> | <b>2022<sup>x</sup></b> |
|--------------------------------------------------|------------------------------|-------------|-------------|-------------|-------------------------|
| (1)                                              | (2)                          | (3)         | (4)         | (5)         | (6)                     |
| Cabai Besar/TW/Teropong/ <i>Chili/ Big chili</i> | ha                           | ...         | ...         | 2 445       | 1 515                   |
| Cabai Keriting / <i>Chili/Curly chili</i>        | ha                           | ...         | ...         | 3 144       | 3 153                   |
| Jamur Tiram/ <i>King Oyster Mushroom</i>         | m <sup>2</sup>               | ...         | ...         | ...         | ...                     |
| Jamur Merang/ <i>Straw Mushroom</i>              | m <sup>2</sup>               | ...         | ...         | 64 390      | 7 799                   |
| Jamur Lainnya/ <i>Mushroom</i>                   | m <sup>2</sup>               | ...         | ...         | 10 783      | 1 278                   |

Sumber/*Source*: BPS, Statistik Pertanian Hortikultura SPH/BPS-Statistics Indonesia, *Agricultural Statistic for Horticulture SPH*



**Tabel**  
**Table** 5.2.4

**Produksi Tanaman Sayuran dan Buah–Buahan Semusim  
Menurut Jenis Tanaman di Provinsi Lampung, 2020–  
2022**

*Production of Seasonal Vegetables and Fruits by Kind of  
Plant in Lampung Province, 2019–2022*

| Jenis Tanaman<br><i>Kind of Plants</i>                 | Satuan<br><i>Unit</i> | 2019    | 2020 | 2021    | 2022 <sup>x</sup> |
|--------------------------------------------------------|-----------------------|---------|------|---------|-------------------|
| (1)                                                    | (2)                   | (3)     | (4)  | (5)     | (6)               |
| Bawang Daun/ <i>Scallion</i>                           | kw/ <i>qui</i>        | 32 268  | ...  | 39 637  | 36 160            |
| Bawang Merah/ <i>Shallots</i>                          | kw/ <i>qui</i>        | 36 342  | ...  | 17 618  | 16 480            |
| Bawang Putih/ <i>Garlic</i>                            | kw/ <i>qui</i>        | 489     | ...  | 1 117   | 30                |
| Bayam/ <i>Spinach</i>                                  | kw/ <i>qui</i>        | 74 892  | ...  | 83 624  | 78 437            |
| Buncis/ <i>string bean</i>                             | kw/ <i>qui</i>        | 61 401  | ...  | 44 539  | 42 280            |
| Cabai Rawit/ <i>Chili/Cayenne Pepper</i>               | kw/ <i>qui</i>        | 127 958 | ...  | 109 213 | 111 934           |
| Kacang Panjang/ <i>Long Beans</i>                      | kw/ <i>qui</i>        | 124 652 | ...  | 156 518 | 135 277           |
| Kangkung/ <i>Water Spinach</i>                         | kw/ <i>qui</i>        | 122 114 | ...  | 139 328 | 133 644           |
| Kembang Kol/ <i>Cauliflower</i>                        | kg/ <i>kg</i>         | 2 988   | ...  | 8 326   | 4 616             |
| Kentang/ <i>Potato</i>                                 | kw/ <i>qui</i>        | 2 969   | ...  | 1 785   | 1 947             |
| Ketimun/ <i>Cucumber</i>                               | kw/ <i>qui</i>        | 103 302 | ...  | 124 910 | 112 413           |
| Kubis/ <i>Cabbage</i>                                  | kw/ <i>qui</i>        | 77 250  | ...  | 60 727  | 68 231            |
| Labu Siam/ <i>Chayote</i>                              | kw/ <i>qui</i>        | 51 526  | ...  | 26 470  | 35 074            |
| Melon/ <i>Melon</i>                                    | kw/ <i>qui</i>        | 4 940   | ...  | 6 759   | 8 220             |
| Paprika/ <i>Bell Pepper</i>                            | kw/ <i>qui</i>        | 10      | ...  | –       | 34                |
| Petsai/Sawi/ <i>Chinese Cabbage/<br/>mustard green</i> | kw/ <i>qui</i>        | 90 950  | ...  | 101 797 | 110 459           |
| Semangka/ <i>Water Melon</i>                           | kw/ <i>qui</i>        | 183 622 | ...  | 183 205 | 194 425           |
| Stroberi/ <i>Strawberry</i>                            | kw/ <i>qui</i>        | –       | ...  | –       | –                 |
| Terung/ <i>Eggplant</i>                                | kw/ <i>qui</i>        | 183 122 | ...  | 215 228 | 182 882           |
| Tomat/ <i>Tomato</i>                                   | kw/ <i>qui</i>        | 186 686 | ...  | 159 338 | 161 902           |
| Wortel/ <i>Carrot</i>                                  | kw/ <i>qui</i>        | 61 548  | ...  | 55 785  | 62 290            |

Lanjutan Tabel/*Continued Table* 5.2.4

| <b>Jenis Tanaman</b><br><i>Kind of Plants</i>              | <b>Satuan</b><br><i>Unit</i> | <b>2019</b> | <b>2020</b> | <b>2021</b> | <b>2022<sup>x</sup></b> |
|------------------------------------------------------------|------------------------------|-------------|-------------|-------------|-------------------------|
| (1)                                                        | (2)                          | (3)         | (4)         | (5)         | (6)                     |
| Cabai Besar/TW/Teropong/ <i>Chili/</i><br><i>Big chili</i> | kw/ <i>qui</i>               | ...         | ...         | 130 177     | 69 146                  |
| Cabai Keriting / <i>Chili/Curly chili</i>                  | kw/ <i>qui</i>               | ...         | ...         | 215 319     | 227 202                 |
| Jamur Tiram/ <i>King Oyster Mushroom</i>                   | kg                           | ...         | ...         | 34 047      | 12 197                  |
| Jamur Merang/ <i>Straw Mushroom</i>                        | kg                           | ...         | ...         | 4 814       | 3 738                   |
| Jamur Lainnya/ <i>Mushroom</i>                             | kg                           | ...         | ...         | 9 312       | 86                      |

Sumber/*Source*: BPS, Statistik Pertanian Hortikultura SPH/*BPS-Statistics Indonesia, Agricultural Statistic for Horticulture SPH*

**Tabel**  
**Table** 5.2.5

**Luas Panen Tanaman Biofarmaka Menurut Kabupaten/  
Kota dan Jenis Tanaman di Provinsi Lampung, 2020 dan  
2021**  
*Harvested Area of Medicinal Plants by Regency/  
Municipality and Kind of Plant in Lampung Province, 2020  
and 2021*

| Kabupaten/Kota<br>Regency/Municipality | Jahe/ Ginger<br>(m <sup>2</sup> /m <sup>2</sup> ) |                  | Kapulaga/ Java Cardamom<br>(m <sup>2</sup> /m <sup>2</sup> ) |               |
|----------------------------------------|---------------------------------------------------|------------------|--------------------------------------------------------------|---------------|
|                                        | 2021                                              | 2022*            | 2021                                                         | 2022*         |
| (1)                                    | (2)                                               | (3)              | (4)                                                          | (5)           |
| Lampung Barat                          | 125 087                                           | 193 262          | –                                                            | 30 000        |
| Tanggamus                              | 9 229                                             | 56 355           | 15 148                                                       | 14 163        |
| Lampung Selatan                        | 277 319                                           | 74 903           | –                                                            | –             |
| Lampung Timur                          | 247 524                                           | 377 489          | 6 970                                                        | 5 237         |
| Lampung Tengah                         | 131 673                                           | 326 735          | 500                                                          | 5 500         |
| Lampung Utara                          | 494 374                                           | 538 199          | –                                                            | 1 500         |
| Way Kanan                              | 223 803                                           | 46 536           | 3 527                                                        | 74            |
| Tulang Bawang                          | 69 719                                            | 50 786           | –                                                            | –             |
| Pesawaran                              | 1 256                                             | 1 609            | –                                                            | 1 610         |
| Pringsewu                              | 75 816                                            | 70 092           | –                                                            | 3 043         |
| Mesuji                                 | 48 220                                            | 38 400           | 1 000                                                        | –             |
| Tulang Bawang Barat                    | 31 788                                            | 14 970           | –                                                            | –             |
| Pesisir Barat                          | 387 215                                           | 306 000          | 1 474                                                        | 10 984        |
| Bandar Lampung                         | 6 883                                             | 8 890            | 335                                                          | 296           |
| Metro                                  | 2 661                                             | 4 382            | 105                                                          | 50            |
| <b>Lampung</b>                         | <b>2 132 567</b>                                  | <b>2 108 608</b> | <b>29 059</b>                                                | <b>72 457</b> |

Lanjutan Tabel/Continued Table 5.2.5

| Kabupaten/Kota<br>Regency/Municipality | Keji Beling/ <i>Verbenaceae</i><br>(m <sup>2</sup> /m <sup>2</sup> ) |       | Kencur/ <i>East Indian Galangal</i><br>(m <sup>2</sup> /m <sup>2</sup> ) |                  |
|----------------------------------------|----------------------------------------------------------------------|-------|--------------------------------------------------------------------------|------------------|
|                                        | 2021                                                                 | 2022* | 2021                                                                     | 2022*            |
| (1)                                    | (6)                                                                  | (7)   | (8)                                                                      | (9)              |
| Lampung Barat                          | ...                                                                  | ...   | 147 849                                                                  | 121 907          |
| Tanggamus                              | ...                                                                  | ...   | 7 220                                                                    | 7 868            |
| Lampung Selatan                        | ...                                                                  | ...   | 21 915                                                                   | 28 678           |
| Lampung Timur                          | ...                                                                  | ...   | 169 445                                                                  | 146 583          |
| Lampung Tengah                         | ...                                                                  | ...   | 3 050 758                                                                | 3 272 644        |
| Lampung Utara                          | ...                                                                  | ...   | 146 771                                                                  | 249 293          |
| Way Kanan                              | ...                                                                  | ...   | 55 049                                                                   | 21 867           |
| Tulang Bawang                          | ...                                                                  | ...   | 97 682                                                                   | 48 469           |
| Pesawaran                              | ...                                                                  | ...   | 5                                                                        | 107              |
| Pringsewu                              | ...                                                                  | ...   | 50 602                                                                   | 5 261            |
| Mesuji                                 | ...                                                                  | ...   | 36 803                                                                   | 28 000           |
| Tulang Bawang Barat                    | ...                                                                  | ...   | 28 958                                                                   | 21 320           |
| Pesisir Barat                          | ...                                                                  | ...   | 50 644                                                                   | 40 966           |
| Bandar Lampung                         | ...                                                                  | ...   | 6 259                                                                    | 4 862            |
| Metro                                  | ...                                                                  | ...   | 2 084                                                                    | 1 133            |
| <b>Lampung</b>                         | ...                                                                  | ...   | <b>3 872 044</b>                                                         | <b>3 998 958</b> |

Lanjutan Tabel/Continued Table 5.2.5

| Kabupaten/Kota<br>Regency/Municipality | Kunyit/Turmeric<br>(m <sup>2</sup> /m <sup>2</sup> ) |                   | Laos/Lengkuas/Galanga<br>(m <sup>2</sup> /m <sup>2</sup> ) |                   |
|----------------------------------------|------------------------------------------------------|-------------------|------------------------------------------------------------|-------------------|
|                                        | 2021                                                 | 2022 <sup>x</sup> | 2021                                                       | 2022 <sup>x</sup> |
| (1)                                    | (10)                                                 | (11)              | (12)                                                       | (13)              |
| Lampung Barat                          | 150 116                                              | 163 724           | 93 085                                                     | 129 612           |
| Tanggamus                              | 6 781                                                | 9 590             | 5 154                                                      | 8 960             |
| Lampung Selatan                        | 19 860                                               | 43 307            | 23 563                                                     | 27 930            |
| Lampung Timur                          | 155 457                                              | 94 181            | 109 333                                                    | 85 835            |
| Lampung Tengah                         | 12 793                                               | 85 198            | 19 284                                                     | 121 272           |
| Lampung Utara                          | 32 273                                               | 12 552            | 21 817                                                     | 8 773             |
| Way Kanan                              | 24 635                                               | 23 851            | 15 701                                                     | 3 820             |
| Tulang Bawang                          | 17 240                                               | 8 836             | 10 802                                                     | 7 342             |
| Pesawaran                              | 7                                                    | 106               | 2                                                          | 60                |
| Pringsewu                              | 35 674                                               | 28 032            | 40 192                                                     | 26 951            |
| Mesuji                                 | 26 505                                               | 22 400            | 51 588                                                     | 39 950            |
| Tulang Bawang Barat                    | 25 007                                               | 12 825            | 12 845                                                     | 8 694             |
| Pesisir Barat                          | 57 370                                               | 40 500            | 48 231                                                     | 54 081            |
| Bandar Lampung                         | 6 712                                                | 8 996             | 6 550                                                      | 5 084             |
| Metro                                  | 2 139                                                | 1 139             | 1 522                                                      | 728               |
| <b>Lampung</b>                         | <b>572 569</b>                                       | <b>555 237</b>    | <b>459 669</b>                                             | <b>529 092</b>    |

Lanjutan Tabel/Continued Table 5.2.5

| Kabupaten/Kota<br>Regency/Municipality | Lempuyang/ Zingiber<br>Aromaticum<br>(m <sup>2</sup> /m <sup>2</sup> ) |                   | Lidah Buaya/ Aloevera<br>(m <sup>2</sup> /m <sup>2</sup> ) |                   |
|----------------------------------------|------------------------------------------------------------------------|-------------------|------------------------------------------------------------|-------------------|
|                                        | 2021                                                                   | 2022 <sup>x</sup> | 2021                                                       | 2022 <sup>x</sup> |
| (1)                                    | (14)                                                                   | (15)              | (16)                                                       | (17)              |
| Lampung Barat                          | –                                                                      | –                 | –                                                          | –                 |
| Tanggamus                              | 153                                                                    | 402               | 585                                                        | 685               |
| Lampung Selatan                        | 2 300                                                                  | 465               | 15                                                         | 29                |
| Lampung Timur                          | 58 767                                                                 | 20 325            | 3 684                                                      | 7 916             |
| Lampung Tengah                         | 329                                                                    | 1 224             | 4 475                                                      | 4 938             |
| Lampung Utara                          | 5 000                                                                  | 2 295             | –                                                          | –                 |
| Way Kanan                              | 2 890                                                                  | 371               | 240                                                        | 20                |
| Tulang Bawang                          | 3 490                                                                  | 2 748             | 910                                                        | 401               |
| Pesawaran                              | 4                                                                      | 2                 | –                                                          | –                 |
| Pringsewu                              | 5 750                                                                  | 13 285            | 380                                                        | 816               |
| Mesuji                                 | 11 819                                                                 | 8 050             | 1 380                                                      | 950               |
| Tulang Bawang Barat                    | 21                                                                     | –                 | –                                                          | –                 |
| Pesisir Barat                          | 15 903                                                                 | 15 283            | 10 172                                                     | 10 293            |
| Bandar Lampung                         | 3 863                                                                  | 2 809             | 1 238                                                      | 1 726             |
| Metro                                  | 170                                                                    | –                 | 237                                                        | 240               |
| <b>Lampung</b>                         | <b>110 459</b>                                                         | <b>67 259</b>     | <b>23 316</b>                                              | <b>28 014</b>     |

Lanjutan Tabel/Continued Table 5.2.5

| Kabupaten/Kota<br>Regency/Municipality | Mahkota Dewa/ <i>Phaleria<br/>Macrocarpa</i><br>(pohon/tree) |                   | Mengkudu/ <i>Pace/ Indian<br/>Mulberry</i><br>(pohon/tree) |                   |
|----------------------------------------|--------------------------------------------------------------|-------------------|------------------------------------------------------------|-------------------|
|                                        | 2021                                                         | 2022 <sup>x</sup> | 2021                                                       | 2022 <sup>x</sup> |
| (1)                                    | (18)                                                         | (19)              | (20)                                                       | (21)              |
| Lampung Barat                          | –                                                            | –                 | –                                                          | –                 |
| Tanggamus                              | –                                                            | 5                 | 236                                                        | 190               |
| Lampung Selatan                        | –                                                            | 58                | 3 500                                                      | 174               |
| Lampung Timur                          | 2 308                                                        | 2 135             | 5 137                                                      | 4 043             |
| Lampung Tengah                         | 1 780                                                        | 528               | 839                                                        | 1 381             |
| Lampung Utara                          | 261                                                          | 678               | 230                                                        | 164               |
| Way Kanan                              | 2 500                                                        | 210               | 36 092                                                     | 413               |
| Tulang Bawang                          | 504                                                          | 714               | 1 786                                                      | 2 731             |
| Pesawaran                              | –                                                            | 1                 | 11                                                         | –                 |
| Pringsewu                              | 364                                                          | 2 160             | 2 234                                                      | 2 009             |
| Mesuji                                 | 200                                                          | –                 | 200                                                        | –                 |
| Tulang Bawang Barat                    | –                                                            | –                 | –                                                          | 1 000             |
| Pesisir Barat                          | 10 588                                                       | 8 987             | 12 323                                                     | 7 883             |
| Bandar Lampung                         | 214                                                          | 30                | 508                                                        | 401               |
| Metro                                  | 170                                                          | 384               | 62                                                         | 70                |
| <b>Lampung</b>                         | <b>18 889</b>                                                | <b>15 890</b>     | <b>63 158</b>                                              | <b>20 459</b>     |

Lanjutan Tabel/*Continued Table* 5.2.5

| Kabupaten/Kota<br><i>Regency/Municipality</i> | Sambiloto/ <i>King of Bitter</i><br>(m <sup>2</sup> /m <sup>2</sup> ) |                   | Temuireng/ <i>Black Turmeric</i><br>(m <sup>2</sup> /m <sup>2</sup> ) |                   |
|-----------------------------------------------|-----------------------------------------------------------------------|-------------------|-----------------------------------------------------------------------|-------------------|
|                                               | 2021                                                                  | 2022 <sup>x</sup> | 2021                                                                  | 2022 <sup>x</sup> |
| (1)                                           | (22)                                                                  | (23)              | (24)                                                                  | (25)              |
| Lampung Barat                                 | –                                                                     | –                 | –                                                                     | –                 |
| Tanggamus                                     | 103                                                                   | 135               | 495                                                                   | 3 111             |
| Lampung Selatan                               | –                                                                     | 113               | 860                                                                   | 840               |
| Lampung Timur                                 | 3 222                                                                 | 1 870             | 12 430                                                                | 10 097            |
| Lampung Tengah                                | 303                                                                   | 1 562             | 3 615                                                                 | 2 679             |
| Lampung Utara                                 | 110                                                                   | 110               | 945                                                                   | 545               |
| Way Kanan                                     | 500                                                                   | 25                | 5 071                                                                 | 358               |
| Tulang Bawang                                 | 187                                                                   | 1 582             | 3 092                                                                 | 2 843             |
| Pesawaran                                     | 4                                                                     | –                 | –                                                                     | 5                 |
| Pringsewu                                     | 352                                                                   | 1 354             | 2 104                                                                 | 6 866             |
| Mesuji                                        | 1 200                                                                 | –                 | 6 800                                                                 | 4 000             |
| Tulang Bawang Barat                           | –                                                                     | 1 000             | –                                                                     | –                 |
| Pesisir Barat                                 | 11 003                                                                | 6 627             | 12 665                                                                | 13 757            |
| Bandar Lampung                                | 29                                                                    | 25                | 3 077                                                                 | 2 381             |
| Metro                                         | 352                                                                   | 1 711             | 229                                                                   | 26                |
| <b>Lampung</b>                                | <b>17 365</b>                                                         | <b>16 114</b>     | <b>51 383</b>                                                         | <b>47 508</b>     |



Lanjutan Tabel/Continued Table 5.2.5

| Kabupaten/Kota<br>Regency/Municipality | Temukunci/ Chinese Keys<br>(m <sup>2</sup> /m <sup>2</sup> ) |                   | Temulawak/ Java Turmeric<br>(m <sup>2</sup> /m <sup>2</sup> ) |                   |
|----------------------------------------|--------------------------------------------------------------|-------------------|---------------------------------------------------------------|-------------------|
|                                        | 2021                                                         | 2022 <sup>x</sup> | 2021                                                          | 2022 <sup>x</sup> |
| (1)                                    | (26)                                                         | (27)              | (28)                                                          | (29)              |
| Lampung Barat                          | –                                                            | –                 | –                                                             | –                 |
| Tanggamus                              | 279                                                          | 552               | 579                                                           | 1 823             |
| Lampung Selatan                        | 300                                                          | 672               | 400                                                           | 680               |
| Lampung Timur                          | 8 192                                                        | 5 084             | 63 471                                                        | 45 849            |
| Lampung Tengah                         | 273                                                          | 1 114             | 7 274                                                         | 9 666             |
| Lampung Utara                          | 25                                                           | 300               | 4 350                                                         | 2 149             |
| Way Kanan                              | 2 536                                                        | 99                | 5 144                                                         | 633               |
| Tulang Bawang                          | 1 540                                                        | 2 921             | 6 343                                                         | 5 331             |
| Pesawaran                              | –                                                            | 2                 | –                                                             | 4                 |
| Pringsewu                              | 3 904                                                        | 10 558            | 8 022                                                         | 11 273            |
| Mesuji                                 | 4 700                                                        | –                 | 10 939                                                        | 7 830             |
| Tulang Bawang Barat                    | –                                                            | 500               | 413                                                           | 1 064             |
| Pesisir Barat                          | 12 876                                                       | 13 032            | 20 171                                                        | 13 358            |
| Bandar Lampung                         | 2 519                                                        | 1 962             | 6 099                                                         | 4 481             |
| Metro                                  | 227                                                          | 6                 | 275                                                           | 329               |
| <b>Lampung</b>                         | <b>37 371</b>                                                | <b>36 802</b>     | <b>133 480</b>                                                | <b>104 470</b>    |

Lanjutan Tabel/*Continued Table* 5.2.5

| Kabupaten/Kota<br><i>Regency/Municipality</i> | Jeruk Nipis/ <i>Lime</i><br>(pohon/ <i>tree</i> ) |               | Serai/ <i>Lemongrass</i><br>(m <sup>2</sup> /m <sup>2</sup> ) |                |
|-----------------------------------------------|---------------------------------------------------|---------------|---------------------------------------------------------------|----------------|
|                                               | 2021                                              | 2022*         | 2021                                                          | 2022*          |
| (1)                                           | (30)                                              | (31)          | (32)                                                          | (33)           |
| Lampung Barat                                 | –                                                 | –             | –                                                             | –              |
| Tanggamus                                     | 277                                               | 708           | 1 661                                                         | 15 812         |
| Lampung Selatan                               | –                                                 | 145           | 2 750                                                         | 7 837          |
| Lampung Timur                                 | 5 530                                             | 5 784         | 43 843                                                        | 35 498         |
| Lampung Tengah                                | 567                                               | 2 393         | 15 347                                                        | 9 980          |
| Lampung Utara                                 | –                                                 | 10 565        | 30 080                                                        | 5 151          |
| Way Kanan                                     | –                                                 | –             | 13 621                                                        | 1 084          |
| Tulang Bawang                                 | 141                                               | 382           | 2 805                                                         | 1 909          |
| Pesawaran                                     | –                                                 | 1             | –                                                             | 60 013         |
| Pringsewu                                     | 1 304                                             | 1 332         | 3 447                                                         | 4 761          |
| Mesuji                                        | –                                                 | –             | –                                                             | –              |
| Tulang Bawang Barat                           | –                                                 | –             | 200                                                           | –              |
| Pesisir Barat                                 | 20 985                                            | 31 817        | 31 347                                                        | 33 613         |
| Bandar Lampung                                | 2                                                 | 4             | 470                                                           | 246            |
| Metro                                         | 340                                               | 170           | 567                                                           | 634            |
| <b>Lampung</b>                                | <b>29 146</b>                                     | <b>53 301</b> | <b>146 138</b>                                                | <b>176 538</b> |

Sumber/*Source*: BPS, Statistik Pertanian Hortikultura SPH/*BPS-Statistics Indonesia, Agricultural Statistic for Horticulture SPH*

**Tabel**  
**Table** 5.2.6

**Produksi Tanaman Biofarmaka Menurut Kabupaten/  
Kota dan Jenis Tanaman di Provinsi Lampung, 2020 dan  
2021**

***Production of Medicinal Plants by Regency/Municipality  
and Kind of Plant in Lampung Province, 2020 and 2021***

| Kabupaten/Kota<br>Regency/Municipality | Jahe/ Ginger<br>(kg/ kg) |                  | Kapulaga/ Java Cardamom<br>(kg/ kg) |               |
|----------------------------------------|--------------------------|------------------|-------------------------------------|---------------|
|                                        | 2021                     | 2022*            | 2021                                | 2022*         |
| (1)                                    | (2)                      | (3)              | (4)                                 | (5)           |
| Lampung Barat                          | 254 224                  | 361 748          | –                                   | 10 200        |
| Tanggamus                              | 21 838                   | 58 782           | 9 309                               | 7 147         |
| Lampung Selatan                        | 256 323                  | 238 741          | –                                   | –             |
| Lampung Timur                          | 258 765                  | 1 143 416        | 3 753                               | 9 227         |
| Lampung Tengah                         | 205 920                  | 292 002          | 173                                 | 3 500         |
| Lampung Utara                          | 1 851 409                | 705 666          | –                                   | 255           |
| Way Kanan                              | 233 604                  | 142 622          | 4 237                               | 75            |
| Tulang Bawang                          | 101 186                  | 61 328           | –                                   | –             |
| Pesawaran                              | 5 024                    | 6 436            | –                                   | 9 660         |
| Pringsewu                              | 122 376                  | 112 675          | –                                   | 2 247         |
| Mesuji                                 | 73 997                   | 57 757           | 1 000                               | –             |
| Tulang Bawang Barat                    | 143 302                  | 30 660           | –                                   | –             |
| Pesisir Barat                          | 540 607                  | 581 335          | 4 143                               | 29 904        |
| Bandar Lampung                         | 11 650                   | 26 213           | 1 160                               | 810           |
| Metro                                  | 5 217                    | 6 691            | 138                                 | 41            |
| <b>Lampung</b>                         | <b>4 085 442</b>         | <b>3 826 072</b> | <b>23 913</b>                       | <b>73 066</b> |

Lanjutan Tabel/*Continued Table* 5.2.6

| Kabupaten/Kota<br><i>Regency/Municipality</i> | Keji Beling/ <i>Verbenaceae</i><br>(kg/ kg) |       | Kencur/ <i>East Indian Galangal</i><br>(kg/ kg) |                  |
|-----------------------------------------------|---------------------------------------------|-------|-------------------------------------------------|------------------|
|                                               | 2021                                        | 2022* | 2021                                            | 2022*            |
| (1)                                           | (6)                                         | (7)   | (8)                                             | (9)              |
| Lampung Barat                                 | ...                                         | ...   | 239 603                                         | 251 297          |
| Tanggamus                                     | ...                                         | ...   | 12 690                                          | 17 633           |
| Lampung Selatan                               | ...                                         | ...   | 38 168                                          | 61 685           |
| Lampung Timur                                 | ...                                         | ...   | 195 912                                         | 344 352          |
| Lampung Tengah                                | ...                                         | ...   | 4 443 297                                       | 4 045 596        |
| Lampung Utara                                 | ...                                         | ...   | 257 468                                         | 368 348          |
| Way Kanan                                     | ...                                         | ...   | 59 908                                          | 50 979           |
| Tulang Bawang                                 | ...                                         | ...   | 133 053                                         | 69 155           |
| Pesawaran                                     | ...                                         | ...   | 15                                              | 321              |
| Pringsewu                                     | ...                                         | ...   | 110 662                                         | 18 217           |
| Mesuji                                        | ...                                         | ...   | 57 484                                          | 42 270           |
| Tulang Bawang Barat                           | ...                                         | ...   | 106 478                                         | 55 745           |
| Pesisir Barat                                 | ...                                         | ...   | 89 694                                          | 73 966           |
| Bandar Lampung                                | ...                                         | ...   | 10 668                                          | 12 461           |
| Metro                                         | ...                                         | ...   | 2 367                                           | 1 603            |
| <b>Lampung</b>                                | ...                                         | ...   | <b>5 757 467</b>                                | <b>5 413 628</b> |

Lanjutan Tabel/Continued Table 5.2.6

| Kabupaten/Kota<br>Regency/Municipality | Kunyit/Turmeric<br>(kg/ kg) |                  | Laos/Lengkuas/Galanga<br>(kg/ kg) |                  |
|----------------------------------------|-----------------------------|------------------|-----------------------------------|------------------|
|                                        | 2021                        | 2022*            | 2021                              | 2022*            |
| (1)                                    | (10)                        | (11)             | (12)                              | (13)             |
| Lampung Barat                          | 247 937                     | 288 076          | 177 959                           | 251 861          |
| Tanggamus                              | 14 341                      | 23 409           | 11 158                            | 20 499           |
| Lampung Selatan                        | 46 305                      | 86 108           | 53 229                            | 60 052           |
| Lampung Timur                          | 148 754                     | 240 079          | 126 752                           | 207 815          |
| Lampung Tengah                         | 25 793                      | 92 496           | 32 149                            | 194 983          |
| Lampung Utara                          | 26 933                      | 21 339           | 66 735                            | 20 111           |
| Way Kanan                              | 67 915                      | 65 487           | 67 536                            | 14 843           |
| Tulang Bawang                          | 36 523                      | 12 304           | 42 104                            | 13 785           |
| Pesawaran                              | 28                          | 424              | 8                                 | 240              |
| Pringsewu                              | 104 714                     | 43 508           | 105 287                           | 60 230           |
| Mesuji                                 | 39 503                      | 33 620           | 80 792                            | 60 455           |
| Tulang Bawang Barat                    | 56 107                      | 24 780           | 22 090                            | 17 186           |
| Pesisir Barat                          | 111 488                     | 87 086           | 119 975                           | 185 791          |
| Bandar Lampung                         | 13 047                      | 23 415           | 10 563                            | 15 406           |
| Metro                                  | 3 037                       | 1 852            | 2 448                             | 1 491            |
| <b>Lampung</b>                         | <b>942 425</b>              | <b>1 043 983</b> | <b>918 785</b>                    | <b>1 124 748</b> |

Lanjutan Tabel/Continued Table 5.2.6

| Kabupaten/Kota<br>Regency/Municipality | Lempuyang/ Zingiber<br>Aromaticum<br>(kg/ kg) |                | Lidah Buaya/ Aloevera<br>(kg/ kg) |                |
|----------------------------------------|-----------------------------------------------|----------------|-----------------------------------|----------------|
|                                        | 2021                                          | 2022*          | 2021                              | 2022*          |
| (1)                                    | (14)                                          | (15)           | (16)                              | (17)           |
| Lampung Barat                          | –                                             | –              | –                                 | –              |
| Tanggamus                              | 359                                           | 416            | 685                               | 685            |
| Lampung Selatan                        | 2 900                                         | 325            | 15                                | 20             |
| Lampung Timur                          | 65 380                                        | 27 936         | 5 230                             | 109 405        |
| Lampung Tengah                         | 332                                           | 1 161          | 3 335                             | 6 502          |
| Lampung Utara                          | 8 121                                         | 3 905          | –                                 | –              |
| Way Kanan                              | 12 171                                        | 1 726          | 1 845                             | 60             |
| Tulang Bawang                          | 6 732                                         | 4 209          | 2 425                             | 1 265          |
| Pesawaran                              | 16                                            | 8              | –                                 | –              |
| Pringsewu                              | 37 275                                        | 23 380         | 1 900                             | 5 402          |
| Mesuji                                 | 17 249                                        | 12 105         | 6 900                             | 5 000          |
| Tulang Bawang Barat                    | 13                                            | –              | –                                 | –              |
| Pesisir Barat                          | 24 604                                        | 27 387         | 15 492                            | 18 882         |
| Bandar Lampung                         | 6 683                                         | 6 317          | 2 818                             | 3 339          |
| Metro                                  | 164                                           | –              | 672                               | 134            |
| <b>Lampung</b>                         | <b>181 999</b>                                | <b>108 875</b> | <b>41 317</b>                     | <b>150 694</b> |

Lanjutan Tabel/Continued Table 5.2.6

| Kabupaten/Kota<br>Regency/Municipality | Mahkota Dewa/ <i>Phaleria<br/>Macrocarpa</i><br>(kg/ kg) |                | Mengkudu/Pace/ Indian<br>Mulberry<br>(kg/ kg) |               |
|----------------------------------------|----------------------------------------------------------|----------------|-----------------------------------------------|---------------|
|                                        | 2021                                                     | 2022*          | 2021                                          | 2022*         |
| (1)                                    | (18)                                                     | (19)           | (20)                                          | (21)          |
| Lampung Barat                          | –                                                        | –              | –                                             | –             |
| Tanggamus                              | –                                                        | 660            | 1 403                                         | 944           |
| Lampung Selatan                        | –                                                        | 754            | 3 500                                         | 348           |
| Lampung Timur                          | 49 293                                                   | 99 412         | 22 785                                        | 7 370         |
| Lampung Tengah                         | 22 560                                                   | 13 536         | 824                                           | 711           |
| Lampung Utara                          | 3 467                                                    | 8 332          | 1 755                                         | 2 116         |
| Way Kanan                              | 30 000                                                   | 2 880          | 171 557                                       | 1 172         |
| Tulang Bawang                          | 13 389                                                   | 20 110         | 19 154                                        | 16 638        |
| Pesawaran                              | –                                                        | 12             | 44                                            | –             |
| Pringsewu                              | 10 270                                                   | 34 855         | 32 670                                        | 41 899        |
| Mesuji                                 | 2 400                                                    | –              | 3 000                                         | –             |
| Tulang Bawang Barat                    | –                                                        | –              | –                                             | 800           |
| Pesisir Barat                          | 204 271                                                  | 199 821        | 20 712                                        | 16 383        |
| Bandar Lampung                         | 5 694                                                    | 1 080          | 1 832                                         | 2 434         |
| Metro                                  | 2 160                                                    | 5 520          | 195                                           | 68            |
| <b>Lampung</b>                         | <b>343 504</b>                                           | <b>386 972</b> | <b>279 431</b>                                | <b>90 883</b> |

Lanjutan Tabel/Continued Table 5.2.6

| Kabupaten/Kota<br>Regency/Municipality | Sambiloto/ King of Bitter<br>(kg/ kg) |               | Temuireng/ Black Turmeric<br>(kg/ kg) |                |
|----------------------------------------|---------------------------------------|---------------|---------------------------------------|----------------|
|                                        | 2021                                  | 2022*         | 2021                                  | 2022*          |
| (1)                                    | (22)                                  | (23)          | (24)                                  | (25)           |
| Lampung Barat                          | –                                     | –             | –                                     | –              |
| Tanggamus                              | 103                                   | 270           | 1 226                                 | 2 368          |
| Lampung Selatan                        | –                                     | 113           | 1 065                                 | 840            |
| Lampung Timur                          | 2 834                                 | 3 863         | 19 822                                | 29 265         |
| Lampung Tengah                         | 293                                   | 1 192         | 5 887                                 | 4 849          |
| Lampung Utara                          | 33                                    | 77            | 682                                   | 955            |
| Way Kanan                              | 3 500                                 | 25            | 20 193                                | 1 248          |
| Tulang Bawang                          | 1 839                                 | 1 585         | 11 360                                | 7 897          |
| Pesawaran                              | 16                                    | –             | –                                     | 20             |
| Pringsewu                              | 523                                   | 860           | 4 588                                 | 13 010         |
| Mesuji                                 | 840                                   | –             | 6 150                                 | 4 500          |
| Tulang Bawang Barat                    | –                                     | 1 000         | –                                     | –              |
| Pesisir Barat                          | 14 487                                | 10 548        | 33 278                                | 37 774         |
| Bandar Lampung                         | 80                                    | 75            | 5 817                                 | 5 264          |
| Metro                                  | 618                                   | 2 222         | 264                                   | 76             |
| <b>Lampung</b>                         | <b>25 166</b>                         | <b>21 830</b> | <b>110 332</b>                        | <b>108 066</b> |



Lanjutan Tabel/Continued Table 5.2.6

| Kabupaten/Kota<br>Regency/Municipality | Temukunci/ Chinese Keys<br>(kg/ kg) |               | Temulawak/ Java Turmeric<br>(kg/ kg) |                |
|----------------------------------------|-------------------------------------|---------------|--------------------------------------|----------------|
|                                        | 2021                                | 2022*         | 2021                                 | 2022*          |
| (1)                                    | (26)                                | (27)          | (28)                                 | (29)           |
| Lampung Barat                          | –                                   | –             | –                                    | –              |
| Tanggamus                              | 641                                 | 447           | 490                                  | 1 466          |
| Lampung Selatan                        | 450                                 | 672           | 1 240                                | 680            |
| Lampung Timur                          | 10 777                              | 11 350        | 76 839                               | 90 797         |
| Lampung Tengah                         | 338                                 | 1 260         | 10 843                               | 17 715         |
| Lampung Utara                          | 25                                  | 540           | 8 229                                | 3 563          |
| Way Kanan                              | 20 246                              | 355           | 25 796                               | 2 780          |
| Tulang Bawang                          | 10 442                              | 3 876         | 21 994                               | 9 114          |
| Pesawaran                              | –                                   | 4             | –                                    | 16             |
| Pringsewu                              | 5 184                               | 8 054         | 21 304                               | 21 173         |
| Mesuji                                 | 4 700                               | –             | 16 281                               | 11 465         |
| Tulang Bawang Barat                    | –                                   | 600           | 463                                  | 935            |
| Pesisir Barat                          | 33 291                              | 35 855        | 46 980                               | 35 958         |
| Bandar Lampung                         | 5 531                               | 4 487         | 12 489                               | 13 303         |
| Metro                                  | 178                                 | 4             | 362                                  | 1 256          |
| <b>Lampung</b>                         | <b>91 803</b>                       | <b>67 504</b> | <b>243 310</b>                       | <b>210 221</b> |

Lanjutan Tabel/Continued Table 5.2.6

| Kabupaten/Kota<br>Regency/Municipality | Jeruk Nipis/ Lime<br>(kg/ kg) |                | Serai/ Lemongrass<br>(kg/ kg) |                  |
|----------------------------------------|-------------------------------|----------------|-------------------------------|------------------|
|                                        | 2021                          | 2022*          | 2021                          | 2022*            |
| (1)                                    | (30)                          | (31)           | (32)                          | (33)             |
| Lampung Barat                          | –                             | –              | –                             | –                |
| Tanggamus                              | 3 430                         | 6 275          | 9 235                         | 51 181           |
| Lampung Selatan                        | –                             | 1 015          | 10 950                        | 56 848           |
| Lampung Timur                          | 77 826                        | 166 296        | 249 766                       | 507 118          |
| Lampung Tengah                         | 5 945                         | 37 250         | 48 114                        | 44 283           |
| Lampung Utara                          | –                             | 52 825         | 270 240                       | 15 840           |
| Way Kanan                              | –                             | –              | 44 662                        | 6 142            |
| Tulang Bawang                          | 4 473                         | 5 660          | 10 783                        | 11 728           |
| Pesawaran                              | –                             | 5              | –                             | 202 542          |
| Pringsewu                              | 17 805                        | 13 335         | 27 216                        | 25 652           |
| Mesuji                                 | –                             | –              | –                             | –                |
| Tulang Bawang Barat                    | –                             | –              | 600                           | –                |
| Pesisir Barat                          | 191 181                       | 302 142        | 114 076                       | 169 601          |
| Bandar Lampung                         | 10                            | 30             | 1 434                         | 4 389            |
| Metro                                  | 4 330                         | 1 650          | 1 791                         | 1 952            |
| <b>Lampung</b>                         | <b>305 000</b>                | <b>586 483</b> | <b>788 867</b>                | <b>1 097 276</b> |

Sumber/Source: BPS, Statistik Pertanian Hortikultura SPH/BPS-Statistics Indonesia, Agricultural Statistic for Horticulture SPH

**Tabel**  
**Table** 5.2.7

**Luas Panen Tanaman Biofarmaka Menurut Jenis Tanaman di Provinsi Lampung, 2020-2022**  
**Harvested Area of Medicinal Plants by Kind of Plant in Lampung Province, 2020-2022**

| Jenis Tanaman<br><i>Kind of Plants</i> | Satuan<br><i>(Unit)</i> | 2020 | 2021      | 2022*     |
|----------------------------------------|-------------------------|------|-----------|-----------|
| (1)                                    | (2)                     | (3)  | (4)       | (5)       |
| Jahe/ <i>Ginger</i>                    | m <sup>2</sup>          | ...  | 2 132 567 | 2 108 608 |
| Kapulaga/ <i>Java Cardamon</i>         | m <sup>2</sup>          | ...  | 29 059    | 72 457    |
| Keji Beling/ <i>Verbenaceae</i>        | m <sup>2</sup>          | ...  | ...       | ...       |
| Kencur/ <i>East Indian Galangal</i>    | m <sup>2</sup>          | ...  | 3 872 044 | 3 998 958 |
| Kunyit/ <i>Turmeric</i>                | m <sup>2</sup>          | ...  | 572 569   | 555 237   |
| Laos/Lengkuas/ <i>Galanga</i>          | m <sup>2</sup>          | ...  | 459 669   | 529 092   |
| Lempuyang/ <i>Zingiber Aromaticum</i>  | m <sup>2</sup>          | ...  | 110 459   | 67 259    |
| Lidah Buaya/ <i>Oliviera</i>           | m <sup>2</sup>          | ...  | 23 316    | 28 014    |
| Mahkota Dewa/ <i>God's Crown</i>       | pohon/ <i>tree</i>      | ...  | 18 889    | 15 890    |
| Mengkudu/Pace/ <i>Indian Mulberry</i>  | pohon/ <i>tree</i>      | ...  | 63 158    | 20 459    |
| Sambiloto/ <i>King of Bitter</i>       | m <sup>2</sup>          | ...  | 17 365    | 16 114    |
| Temuireng/ <i>Black Turmeric</i>       | m <sup>2</sup>          | ...  | 51 383    | 47 508    |
| Temukunci/ <i>Chinese Keys</i>         | m <sup>2</sup>          | ...  | 37 371    | 36 802    |
| Temulawak/ <i>Java Turmeric</i>        | m <sup>2</sup>          | ...  | 133 480   | 104 470   |
| Jeruk Nipis/ <i>Lime</i>               | pohon/ <i>tree</i>      | ...  | 29 146    | 53 301    |
| Serai/ <i>Lemongrass</i>               | m <sup>2</sup>          | ...  | 146 138   | 176 538   |

Sumber/Source: BPS, Statistik Pertanian Hortikultura SPH/BPS-Statistics Indonesia, *Agricultural Statistic for Horticulture SPH*

**Tabel**  
**Table** 5.2.8**Produksi Tanaman Biofarmaka Menurut Jenis Tanaman di  
Provinsi Lampung, 2020-2022**  
*Production of Medicinal Plants by Kind of Plant in Lampung  
Province, 2020-2022*

| Jenis Tanaman<br><i>Kind of Plants</i> | Satuan<br><i>(Unit)</i> | 2020 | 2021      | 2022*     |
|----------------------------------------|-------------------------|------|-----------|-----------|
| (1)                                    | (2)                     | (3)  | (4)       | (5)       |
| Jahe/ <i>Ginger</i>                    | kg                      | ...  | 4 085 442 | 3 826 072 |
| Kapulaga/ <i>Java Cardamon</i>         | kg                      | ...  | 23 913    | 73 066    |
| Keji Beling/ <i>Verbenaceae</i>        | kg                      | ...  | ...       | ...       |
| Kencur/ <i>East Indian Galangal</i>    | kg                      | ...  | 5 757 467 | 5 413 628 |
| Kunyit/ <i>Turmeric</i>                | kg                      | ...  | 942 425   | 1 043 983 |
| Laos/Lengkuas/ <i>Galanga</i>          | kg                      | ...  | 918 785   | 1 124 748 |
| Lempuyang/ <i>Zingiber Aromaticum</i>  | kg                      | ...  | 181 999   | 108 875   |
| Lidah Buaya/ <i>Oliviera</i>           | kg                      | ...  | 41 317    | 150 694   |
| Mahkota Dewa/ <i>God's Crown</i>       | kg                      | ...  | 343 504   | 386 972   |
| Mengkudu/Pace/ <i>Indian Mulberry</i>  | kg                      | ...  | 279 431   | 90 883    |
| Sambiloto/ <i>King of Bitter</i>       | kg                      | ...  | 25 166    | 21 830    |
| Temuireng/ <i>Black Turmeric</i>       | kg                      | ...  | 110 332   | 108 066   |
| Temukunci/ <i>Chinese Keys</i>         | kg                      | ...  | 91 803    | 67 504    |
| Temulawak/ <i>Java Turmeric</i>        | kg                      | ...  | 243 310   | 210 221   |
| Jeruk Nipis/ <i>Lime</i>               | kg                      | ...  | 305 000   | 586 483   |
| Serai/ <i>Lemongrass</i>               | kg                      | ...  | 788 867   | 1 097 276 |

Sumber/Source: BPS, Statistik Pertanian Hortikultura SPH/BPS-Statistics Indonesia, *Agricultural Statistic for Horticulture SPH*

**Tabel 5.2.9** Luas Panen Tanaman Hias Menurut Kabupaten/Kota dan Jenis Tanaman di Provinsi Lampung, 2021 dan 2022  
**Table** *Harvested Area of Ornamental Plants by Regency/ Municipality and Kind of Plant in Lampung Province, 2021 and 2022*

| Kabupaten/Kota<br>Regency/Municipality | Anthurium Bunga/ <i>Flamingo Lily Flower</i><br>(m <sup>2</sup> /m <sup>2</sup> ) |            | Anthurium Daun/ <i>Anthurium</i><br>(m <sup>2</sup> /m <sup>2</sup> ) |       |
|----------------------------------------|-----------------------------------------------------------------------------------|------------|-----------------------------------------------------------------------|-------|
|                                        | 2021                                                                              | 2022*      | 2021                                                                  | 2022* |
| (1)                                    | (2)                                                                               | (3)        | (4)                                                                   | (5)   |
| Lampung Barat                          | —                                                                                 | —          | ...                                                                   | ...   |
| Tanggamus                              | 59                                                                                | 36         | ...                                                                   | ...   |
| Lampung Selatan                        | —                                                                                 | —          | ...                                                                   | ...   |
| Lampung Timur                          | 261                                                                               | 240        | ...                                                                   | ...   |
| Lampung Tengah                         | —                                                                                 | 100        | ...                                                                   | ...   |
| Lampung Utara                          | —                                                                                 | —          | ...                                                                   | ...   |
| Way Kanan                              | —                                                                                 | —          | ...                                                                   | ...   |
| Tulang Bawang                          | 175                                                                               | 10         | ...                                                                   | ...   |
| Pesawaran                              | 3                                                                                 | 2          | ...                                                                   | ...   |
| Pringsewu                              | —                                                                                 | —          | ...                                                                   | ...   |
| Mesuji                                 | —                                                                                 | —          | ...                                                                   | ...   |
| Tulang Bawang Barat                    | —                                                                                 | —          | ...                                                                   | ...   |
| Pesisir Barat                          | —                                                                                 | —          | ...                                                                   | ...   |
| Bandar Lampung                         | 110                                                                               | 66         | ...                                                                   | ...   |
| Metro                                  | 55                                                                                | 245        | ...                                                                   | ...   |
| <b>Lampung</b>                         | <b>663</b>                                                                        | <b>699</b> | ...                                                                   | ...   |

Lanjutan Tabel/*Continued Table* 5.2.9

| Kabupaten/Kota<br><i>Regency/Municipality</i> | Anyelir/ <i>Carnation</i><br>(m <sup>2</sup> /m <sup>2</sup> ) |                   | Balaceng/ <i>Dieffenbacia</i><br>(m <sup>2</sup> /m <sup>2</sup> ) |                   |
|-----------------------------------------------|----------------------------------------------------------------|-------------------|--------------------------------------------------------------------|-------------------|
|                                               | 2021                                                           | 2022 <sup>x</sup> | 2021                                                               | 2022 <sup>x</sup> |
| (1)                                           | (6)                                                            | (7)               | (8)                                                                | (9)               |
| Lampung Barat                                 | ...                                                            | ...               | ...                                                                | ...               |
| Tanggamus                                     | ...                                                            | ...               | ...                                                                | ...               |
| Lampung Selatan                               | ...                                                            | ...               | ...                                                                | ...               |
| Lampung Timur                                 | ...                                                            | ...               | ...                                                                | ...               |
| Lampung Tengah                                | ...                                                            | ...               | ...                                                                | ...               |
| Lampung Utara                                 | ...                                                            | ...               | ...                                                                | ...               |
| Way Kanan                                     | ...                                                            | ...               | ...                                                                | ...               |
| Tulang Bawang                                 | ...                                                            | ...               | ...                                                                | ...               |
| Pesawaran                                     | ...                                                            | ...               | ...                                                                | ...               |
| Pringsewu                                     | ...                                                            | ...               | ...                                                                | ...               |
| Mesuji                                        | ...                                                            | ...               | ...                                                                | ...               |
| Tulang Bawang Barat                           | ...                                                            | ...               | ...                                                                | ...               |
| Pesisir Barat                                 | ...                                                            | ...               | ...                                                                | ...               |
| Bandar Lampung                                | ...                                                            | ...               | ...                                                                | ...               |
| Metro                                         | ...                                                            | ...               | ...                                                                | ...               |
| <b>Lampung</b>                                | ...                                                            | ...               | ...                                                                | ...               |

Lanjutan Tabel/*Continued Table 5.2.9*

| Kabupaten/Kota<br><i>Regency/Municipality</i> | Dracaena/ Dracaena<br>(m <sup>2</sup> /m <sup>2</sup> ) |                   | Euphorbia/ Euphorbia<br>(m <sup>2</sup> /m <sup>2</sup> ) |                   |
|-----------------------------------------------|---------------------------------------------------------|-------------------|-----------------------------------------------------------|-------------------|
|                                               | 2021                                                    | 2022 <sup>x</sup> | 2021                                                      | 2022 <sup>x</sup> |
| (1)                                           | (10)                                                    | (11)              | (12)                                                      | (13)              |
| Lampung Barat                                 | –                                                       | –                 | ...                                                       | ...               |
| Tanggamus                                     | –                                                       | –                 | ...                                                       | ...               |
| Lampung Selatan                               | –                                                       | –                 | ...                                                       | ...               |
| Lampung Timur                                 | 20                                                      | 35                | ...                                                       | ...               |
| Lampung Tengah                                | –                                                       | –                 | ...                                                       | ...               |
| Lampung Utara                                 | –                                                       | –                 | ...                                                       | ...               |
| Way Kanan                                     | –                                                       | –                 | ...                                                       | ...               |
| Tulang Bawang                                 | –                                                       | 6                 | ...                                                       | ...               |
| Pesawaran                                     | –                                                       | –                 | ...                                                       | ...               |
| Pringsewu                                     | –                                                       | –                 | ...                                                       | ...               |
| Mesuji                                        | –                                                       | –                 | ...                                                       | ...               |
| Tulang Bawang Barat                           | –                                                       | –                 | ...                                                       | ...               |
| Pesisir Barat                                 | –                                                       | –                 | ...                                                       | ...               |
| Bandar Lampung                                | 18                                                      | 8                 | ...                                                       | ...               |
| Metro                                         | 25                                                      | –                 | ...                                                       | ...               |
| <b>Lampung</b>                                | <b>63</b>                                               | <b>49</b>         | <b>...</b>                                                | <b>...</b>        |

Lanjutan Tabel/*Continued Table 5.2.9*

| Kabupaten/Kota<br><i>Regency/Municipality</i> | Gladiol/ <i>Gladiol</i><br>(m <sup>2</sup> /m <sup>2</sup> ) |                   | Hanjuang/ <i>Cordyline</i><br>(m <sup>2</sup> /m <sup>2</sup> ) |                   |
|-----------------------------------------------|--------------------------------------------------------------|-------------------|-----------------------------------------------------------------|-------------------|
|                                               | 2021                                                         | 2022 <sup>x</sup> | 2021                                                            | 2022 <sup>x</sup> |
| (1)                                           | (14)                                                         | (15)              | (16)                                                            | (17)              |
| Lampung Barat                                 | ...                                                          | ...               | –                                                               | –                 |
| Tanggamus                                     | ...                                                          | ...               | 23                                                              | 34                |
| Lampung Selatan                               | ...                                                          | ...               | –                                                               | –                 |
| Lampung Timur                                 | ...                                                          | ...               | 35                                                              | –                 |
| Lampung Tengah                                | ...                                                          | ...               | –                                                               | –                 |
| Lampung Utara                                 | ...                                                          | ...               | –                                                               | –                 |
| Way Kanan                                     | ...                                                          | ...               | –                                                               | –                 |
| Tulang Bawang                                 | ...                                                          | ...               | –                                                               | 35                |
| Pesawaran                                     | ...                                                          | ...               | –                                                               | –                 |
| Pringsewu                                     | ...                                                          | ...               | –                                                               | –                 |
| Mesuji                                        | ...                                                          | ...               | –                                                               | –                 |
| Tulang Bawang Barat                           | ...                                                          | ...               | –                                                               | –                 |
| Pesisir Barat                                 | ...                                                          | ...               | –                                                               | –                 |
| Bandar Lampung                                | ...                                                          | ...               | 33                                                              | 21                |
| Metro                                         | ...                                                          | ...               | 10                                                              | –                 |
| <b>Lampung</b>                                | ...                                                          | ...               | <b>101</b>                                                      | <b>90</b>         |



Lanjutan Tabel/Continued Table 5.2.9

| Kabupaten/Kota<br>Regency/Municipality | Herbras/ Gerbera<br>(m <sup>2</sup> /m <sup>2</sup> ) |                   | Kamboja Jepang/ Adenium<br>(m <sup>2</sup> /m <sup>2</sup> ) |                   |
|----------------------------------------|-------------------------------------------------------|-------------------|--------------------------------------------------------------|-------------------|
|                                        | 2021                                                  | 2022 <sup>x</sup> | 2021                                                         | 2022 <sup>x</sup> |
| (1)                                    | (18)                                                  | (19)              | (20)                                                         | (21)              |
| Lampung Barat                          | –                                                     | –                 | ...                                                          | ...               |
| Tanggamus                              | –                                                     | 10                | ...                                                          | ...               |
| Lampung Selatan                        | –                                                     | –                 | ...                                                          | ...               |
| Lampung Timur                          | 382                                                   | 373               | ...                                                          | ...               |
| Lampung Tengah                         | –                                                     | 100               | ...                                                          | ...               |
| Lampung Utara                          | –                                                     | –                 | ...                                                          | ...               |
| Way Kanan                              | –                                                     | –                 | ...                                                          | ...               |
| Tulang Bawang                          | 14                                                    | 62                | ...                                                          | ...               |
| Pesawaran                              | –                                                     | –                 | ...                                                          | ...               |
| Pringsewu                              | –                                                     | –                 | ...                                                          | ...               |
| Mesuji                                 | –                                                     | –                 | ...                                                          | ...               |
| Tulang Bawang Barat                    | –                                                     | –                 | ...                                                          | ...               |
| Pesisir Barat                          | –                                                     | –                 | ...                                                          | ...               |
| Bandar Lampung                         | 6                                                     | 12                | ...                                                          | ...               |
| Metro                                  | 195                                                   | 75                | ...                                                          | ...               |
| <b>Lampung</b>                         | <b>597</b>                                            | <b>632</b>        | <b>...</b>                                                   | <b>...</b>        |

Lanjutan Tabel/*Continued Table 5.2.9*

| Kabupaten/Kota<br><i>Regency/Municipality</i> | Keladi Hias/ <i>Caladium</i><br>(m <sup>2</sup> /m <sup>2</sup> ) |       | Krisan/ <i>Chrysantemum</i><br>(m <sup>2</sup> /m <sup>2</sup> ) |            |
|-----------------------------------------------|-------------------------------------------------------------------|-------|------------------------------------------------------------------|------------|
|                                               | 2021                                                              | 2022* | 2021                                                             | 2022*      |
| (1)                                           | (22)                                                              | (23)  | (24)                                                             | (25)       |
| Lampung Barat                                 | ...                                                               | ...   | –                                                                | –          |
| Tanggamus                                     | ...                                                               | ...   | 60                                                               | 45         |
| Lampung Selatan                               | ...                                                               | ...   | –                                                                | –          |
| Lampung Timur                                 | ...                                                               | ...   | 46                                                               | 25         |
| Lampung Tengah                                | ...                                                               | ...   | –                                                                | 11         |
| Lampung Utara                                 | ...                                                               | ...   | –                                                                | –          |
| Way Kanan                                     | ...                                                               | ...   | –                                                                | –          |
| Tulang Bawang                                 | ...                                                               | ...   | 1 310                                                            | 32         |
| Pesawaran                                     | ...                                                               | ...   | –                                                                | –          |
| Pringsewu                                     | ...                                                               | ...   | –                                                                | –          |
| Mesuji                                        | ...                                                               | ...   | –                                                                | –          |
| Tulang Bawang Barat                           | ...                                                               | ...   | –                                                                | –          |
| Pesisir Barat                                 | ...                                                               | ...   | –                                                                | –          |
| Bandar Lampung                                | ...                                                               | ...   | 64                                                               | 6          |
| Metro                                         | ...                                                               | ...   | 160                                                              | –          |
| <b>Lampung</b>                                | ...                                                               | ...   | <b>1 640</b>                                                     | <b>119</b> |

Lanjutan Tabel/*Continued Table 5.2.9*

| Kabupaten/Kota<br><i>Regency/Municipality</i> | Mawar/ Rose<br>(m <sup>2</sup> /m <sup>2</sup> ) |                   | Melati/ Jasmine<br>(m <sup>2</sup> /m <sup>2</sup> ) |                   |
|-----------------------------------------------|--------------------------------------------------|-------------------|------------------------------------------------------|-------------------|
|                                               | 2021                                             | 2022 <sup>x</sup> | 2021                                                 | 2022 <sup>x</sup> |
| (1)                                           | (26)                                             | (27)              | (28)                                                 | (29)              |
| Lampung Barat                                 | –                                                | –                 | –                                                    | –                 |
| Tanggamus                                     | 32                                               | 50                | 6                                                    | 8                 |
| Lampung Selatan                               | –                                                | –                 | –                                                    | –                 |
| Lampung Timur                                 | 1 242                                            | 2 587             | 852                                                  | 757               |
| Lampung Tengah                                | –                                                | 15                | –                                                    | 4                 |
| Lampung Utara                                 | –                                                | –                 | –                                                    | –                 |
| Way Kanan                                     | 5                                                | 5                 | 50                                                   | –                 |
| Tulang Bawang                                 | 1 434                                            | 472               | 767                                                  | 186               |
| Pesawaran                                     | –                                                | 2                 | –                                                    | 2                 |
| Pringsewu                                     | –                                                | 10                | –                                                    | –                 |
| Mesuji                                        | 12                                               | 12                | 40                                                   | –                 |
| Tulang Bawang Barat                           | –                                                | –                 | –                                                    | –                 |
| Pesisir Barat                                 | –                                                | –                 | –                                                    | –                 |
| Bandar Lampung                                | 29                                               | 23                | 17                                                   | 9                 |
| Metro                                         | 170                                              | 277               | 207                                                  | 188               |
| <b>Lampung</b>                                | <b>2 924</b>                                     | <b>3 453</b>      | <b>1 939</b>                                         | <b>1 154</b>      |

Lanjutan Tabel/*Continued Table 5.2.9*

| Kabupaten/Kota<br><i>Regency/Municipality</i> | Monstera/ <i>Monstera</i><br>(m <sup>2</sup> /m <sup>2</sup> ) |       | Pakis/ <i>Leather Leaf Fern</i><br>(m <sup>2</sup> /m <sup>2</sup> ) |            |
|-----------------------------------------------|----------------------------------------------------------------|-------|----------------------------------------------------------------------|------------|
|                                               | 2021                                                           | 2022* | 2021                                                                 | 2022*      |
| (1)                                           | (30)                                                           | (31)  | (32)                                                                 | (33)       |
| Lampung Barat                                 | ...                                                            | ...   | –                                                                    | –          |
| Tanggamus                                     | ...                                                            | ...   | 12                                                                   | 29         |
| Lampung Selatan                               | ...                                                            | ...   | –                                                                    | –          |
| Lampung Timur                                 | ...                                                            | ...   | 471                                                                  | 425        |
| Lampung Tengah                                | ...                                                            | ...   | –                                                                    | 9          |
| Lampung Utara                                 | ...                                                            | ...   | –                                                                    | –          |
| Way Kanan                                     | ...                                                            | ...   | –                                                                    | –          |
| Tulang Bawang                                 | ...                                                            | ...   | 193                                                                  | 10         |
| Pesawaran                                     | ...                                                            | ...   | –                                                                    | –          |
| Pringsewu                                     | ...                                                            | ...   | –                                                                    | –          |
| Mesuji                                        | ...                                                            | ...   | 8                                                                    | –          |
| Tulang Bawang Barat                           | ...                                                            | ...   | –                                                                    | –          |
| Pesisir Barat                                 | ...                                                            | ...   | –                                                                    | –          |
| Bandar Lampung                                | ...                                                            | ...   | 87                                                                   | 63         |
| Metro                                         | ...                                                            | ...   | 74                                                                   | 50         |
| <b>Lampung</b>                                | ...                                                            | ...   | <b>845</b>                                                           | <b>586</b> |

Lanjutan Tabel/Continued Table 5.2.9

| Kabupaten/Kota<br>Regency/Municipality | Palem/ Palm<br>(pohon/tree) |              | Pedang-Pedangan/ <i>Sansevieria</i><br>(m <sup>2</sup> /m <sup>2</sup> ) |            |
|----------------------------------------|-----------------------------|--------------|--------------------------------------------------------------------------|------------|
|                                        | 2021                        | 2022*        | 2021                                                                     | 2022*      |
| (1)                                    | (34)                        | (35)         | (36)                                                                     | (37)       |
| Lampung Barat                          | –                           | –            | –                                                                        | –          |
| Tanggamus                              | 2                           | 3            | 3                                                                        | 2          |
| Lampung Selatan                        | –                           | –            | –                                                                        | –          |
| Lampung Timur                          | 282                         | 325          | 174                                                                      | 168        |
| Lampung Tengah                         | –                           | 10           | –                                                                        | 31         |
| Lampung Utara                          | –                           | –            | –                                                                        | –          |
| Way Kanan                              | –                           | –            | –                                                                        | 10         |
| Tulang Bawang                          | 1 231                       | 71           | 709                                                                      | 55         |
| Pesawaran                              | 1                           | –            | –                                                                        | –          |
| Pringsewu                              | –                           | 750          | –                                                                        | –          |
| Mesuji                                 | –                           | 20           | 35                                                                       | –          |
| Tulang Bawang Barat                    | –                           | –            | –                                                                        | –          |
| Pesisir Barat                          | –                           | –            | –                                                                        | –          |
| Bandar Lampung                         | 31                          | 21           | 39                                                                       | 20         |
| Metro                                  | 30                          | 52           | 35                                                                       | 152        |
| <b>Lampung</b>                         | <b>1 577</b>                | <b>1 252</b> | <b>995</b>                                                               | <b>438</b> |

Lanjutan Tabel/*Continued Table 5.2.9*

| Kabupaten/Kota<br><i>Regency/Municipality</i> | Philodendron/ <i>Philodendron</i><br>(m <sup>2</sup> /m <sup>2</sup> ) |                   | Pisang-Pisangan/ <i>Heliconia</i><br>(m <sup>2</sup> /m <sup>2</sup> ) |                   |
|-----------------------------------------------|------------------------------------------------------------------------|-------------------|------------------------------------------------------------------------|-------------------|
|                                               | 2021                                                                   | 2022 <sup>x</sup> | 2021                                                                   | 2022 <sup>x</sup> |
| (1)                                           | (38)                                                                   | (39)              | (40)                                                                   | (41)              |
| Lampung Barat                                 | –                                                                      | –                 | –                                                                      | –                 |
| Tanggamus                                     | 18                                                                     | 20                | 12                                                                     | 40                |
| Lampung Selatan                               | –                                                                      | –                 | –                                                                      | –                 |
| Lampung Timur                                 | –                                                                      | –                 | 235                                                                    | 220               |
| Lampung Tengah                                | –                                                                      | –                 | –                                                                      | –                 |
| Lampung Utara                                 | –                                                                      | –                 | –                                                                      | –                 |
| Way Kanan                                     | –                                                                      | –                 | 20                                                                     | 20                |
| Tulang Bawang                                 | –                                                                      | 19                | 489                                                                    | 49                |
| Pesawaran                                     | –                                                                      | –                 | –                                                                      | –                 |
| Pringsewu                                     | –                                                                      | –                 | –                                                                      | 500               |
| Mesuji                                        | –                                                                      | –                 | 5                                                                      | –                 |
| Tulang Bawang Barat                           | –                                                                      | –                 | –                                                                      | –                 |
| Pesisir Barat                                 | –                                                                      | –                 | –                                                                      | –                 |
| Bandar Lampung                                | 70                                                                     | 44                | 13                                                                     | 9                 |
| Metro                                         | 135                                                                    | –                 | 77                                                                     | 50                |
| <b>Lampung</b>                                | <b>223</b>                                                             | <b>83</b>         | <b>851</b>                                                             | <b>888</b>        |

Lanjutan Tabel/Continued Table 5.2.9

| Kabupaten/Kota<br>Regency/Municipality | Sedap Malam/Tuberose<br>(m <sup>2</sup> /m <sup>2</sup> ) |                   | Soka/Ixora<br>(m <sup>2</sup> /m <sup>2</sup> ) |                   |
|----------------------------------------|-----------------------------------------------------------|-------------------|-------------------------------------------------|-------------------|
|                                        | 2021                                                      | 2022 <sup>x</sup> | 2021                                            | 2022 <sup>x</sup> |
| (1)                                    | (42)                                                      | (43)              | (44)                                            | (45)              |
| Lampung Barat                          | –                                                         | –                 | –                                               | –                 |
| Tanggamus                              | 10 183                                                    | 7 044             | –                                               | 3                 |
| Lampung Selatan                        | –                                                         | –                 | –                                               | –                 |
| Lampung Timur                          | 162                                                       | 105               | –                                               | –                 |
| Lampung Tengah                         | 9                                                         | 9                 | –                                               | –                 |
| Lampung Utara                          | –                                                         | –                 | –                                               | –                 |
| Way Kanan                              | –                                                         | –                 | –                                               | –                 |
| Tulang Bawang                          | 1 228                                                     | 35                | 210                                             | 250               |
| Pesawaran                              | 2                                                         | 2                 | –                                               | –                 |
| Pringsewu                              | 2 000                                                     | –                 | –                                               | –                 |
| Mesuji                                 | 5                                                         | –                 | –                                               | –                 |
| Tulang Bawang Barat                    | –                                                         | –                 | –                                               | –                 |
| Pesisir Barat                          | –                                                         | –                 | –                                               | –                 |
| Bandar Lampung                         | 14                                                        | 15                | 23                                              | 206               |
| Metro                                  | 150                                                       | 37                | 15                                              | 430               |
| <b>Lampung</b>                         | <b>13 753</b>                                             | <b>7 247</b>      | <b>248</b>                                      | <b>889</b>        |

Lanjutan Tabel/*Continued Table 5.2.9*

| Kabupaten/Kota<br><i>Regency/Municipality</i> | Sri Rejeki/ <i>Aglaonema</i><br>(m <sup>2</sup> /m <sup>2</sup> ) |                   | Anggrek Potong/ <i>Cut Orchid</i><br>(m <sup>2</sup> /m <sup>2</sup> ) |                   |
|-----------------------------------------------|-------------------------------------------------------------------|-------------------|------------------------------------------------------------------------|-------------------|
|                                               | 2021                                                              | 2022 <sup>*</sup> | 2021                                                                   | 2022 <sup>*</sup> |
| (1)                                           | (46)                                                              | (47)              | (48)                                                                   | (49)              |
| Lampung Barat                                 | –                                                                 | –                 | –                                                                      | –                 |
| Tanggamus                                     | 45                                                                | 34                | 30                                                                     | 43                |
| Lampung Selatan                               | –                                                                 | –                 | –                                                                      | –                 |
| Lampung Timur                                 | 188                                                               | 1 829             | 2 289                                                                  | 2 721             |
| Lampung Tengah                                | 632                                                               | 583               | –                                                                      | –                 |
| Lampung Utara                                 | –                                                                 | –                 | –                                                                      | –                 |
| Way Kanan                                     | –                                                                 | –                 | –                                                                      | –                 |
| Tulang Bawang                                 | 64                                                                | 55                | 46                                                                     | 5                 |
| Pesawaran                                     | –                                                                 | –                 | 12                                                                     | 4                 |
| Pringsewu                                     | –                                                                 | –                 | –                                                                      | –                 |
| Mesuji                                        | –                                                                 | –                 | 5                                                                      | –                 |
| Tulang Bawang Barat                           | –                                                                 | –                 | –                                                                      | –                 |
| Pesisir Barat                                 | –                                                                 | –                 | –                                                                      | –                 |
| Bandar Lampung                                | 187                                                               | 12                | 80                                                                     | 64                |
| Metro                                         | 2 418                                                             | 682               | 180                                                                    | 95                |
| <b>Lampung</b>                                | <b>3 534</b>                                                      | <b>3 195</b>      | <b>2 642</b>                                                           | <b>2 932</b>      |



Lanjutan Tabel/Continued Table 5.2.9

| Kabupaten/Kota<br>Regency/Municipality | Anggrek Pot/ Potted Orchid<br>(m <sup>2</sup> /m <sup>2</sup> ) |                   | Bromelia<br>(m <sup>2</sup> /m <sup>2</sup> ) |                   |
|----------------------------------------|-----------------------------------------------------------------|-------------------|-----------------------------------------------|-------------------|
|                                        | 2021                                                            | 2022 <sup>x</sup> | 2021                                          | 2022 <sup>x</sup> |
| (1)                                    | (50)                                                            | (51)              | (52)                                          | (53)              |
| Lampung Barat                          | –                                                               | –                 | –                                             | –                 |
| Tanggamus                              | –                                                               | –                 | –                                             | –                 |
| Lampung Selatan                        | –                                                               | –                 | –                                             | –                 |
| Lampung Timur                          | 180                                                             | 97                | –                                             | –                 |
| Lampung Tengah                         | 12                                                              | 12                | –                                             | –                 |
| Lampung Utara                          | –                                                               | –                 | –                                             | –                 |
| Way Kanan                              | –                                                               | –                 | –                                             | –                 |
| Tulang Bawang                          | 100                                                             | 127               | –                                             | 2                 |
| Pesawaran                              | –                                                               | –                 | –                                             | –                 |
| Pringsewu                              | –                                                               | –                 | –                                             | –                 |
| Mesuji                                 | –                                                               | –                 | –                                             | –                 |
| Tulang Bawang Barat                    | –                                                               | –                 | –                                             | –                 |
| Pesisir Barat                          | –                                                               | –                 | –                                             | –                 |
| Bandar Lampung                         | 12                                                              | 69                | 2                                             | 12                |
| Metro                                  | 205                                                             | 51                | 85                                            | 15                |
| <b>Lampung</b>                         | <b>509</b>                                                      | <b>356</b>        | <b>87</b>                                     | <b>29</b>         |

Lanjutan Tabel/*Continued Table 5.2.9*

| Kabupaten/Kota<br><i>Regency/Municipality</i> | Bugenvil/ <i>Bougainvillea</i><br>(m <sup>2</sup> /m <sup>2</sup> ) |            | Puring/ <i>Croton</i><br>(m <sup>2</sup> /m <sup>2</sup> ) |           |
|-----------------------------------------------|---------------------------------------------------------------------|------------|------------------------------------------------------------|-----------|
|                                               | 2021                                                                | 2022*      | 2021                                                       | 2022*     |
| (1)                                           | (54)                                                                | (55)       | (56)                                                       | (57)      |
| Lampung Barat                                 | –                                                                   | –          | –                                                          | –         |
| Tanggamus                                     | –                                                                   | –          | –                                                          | –         |
| Lampung Selatan                               | –                                                                   | –          | –                                                          | –         |
| Lampung Timur                                 | 95                                                                  | 99         | 10                                                         | 15        |
| Lampung Tengah                                | –                                                                   | –          | –                                                          | –         |
| Lampung Utara                                 | –                                                                   | –          | –                                                          | –         |
| Way Kanan                                     | –                                                                   | –          | –                                                          | –         |
| Tulang Bawang                                 | 400                                                                 | 7          | 48                                                         | 32        |
| Pesawaran                                     | –                                                                   | –          | –                                                          | –         |
| Pringsewu                                     | –                                                                   | –          | –                                                          | –         |
| Mesuji                                        | –                                                                   | –          | –                                                          | –         |
| Tulang Bawang Barat                           | –                                                                   | –          | –                                                          | –         |
| Pesisir Barat                                 | –                                                                   | –          | –                                                          | –         |
| Bandar Lampung                                | 2                                                                   | 6          | –                                                          | –         |
| Metro                                         | 70                                                                  | 185        | 52                                                         | 15        |
| <b>Lampung</b>                                | <b>567</b>                                                          | <b>297</b> | <b>110</b>                                                 | <b>62</b> |

Sumber/*Source*: BPS, Statistik Pertanian Hortikultura SPH/*BPS-Statistics Indonesia, Agricultural Statistic for Horticulture SPH*

**Tabel** 5.2.10 **Produksi Tanaman Hias Menurut Kabupaten/Kota dan Jenis Tanaman di Provinsi Lampung, 2021 dan 2022**  
**Table** 5.2.10 **Production of Ornamental Plants by Regency/Municipality and Kind of Plant in Lampung Province, 2021 and 2022**

| Kabupaten/Kota<br>Regency/Municipality | Anthurium Bunga/ <i>Flamingo Lily Flower</i><br>(tangkai/ <i>stalks</i> ) |                   | Anthurium Daun/ <i>Anthurium</i><br>(pohon/ <i>tree</i> ) |                   |
|----------------------------------------|---------------------------------------------------------------------------|-------------------|-----------------------------------------------------------|-------------------|
|                                        | 2021                                                                      | 2022 <sup>x</sup> | 2021                                                      | 2022 <sup>x</sup> |
| (1)                                    | (2)                                                                       | (3)               | (4)                                                       | (5)               |
| Lampung Barat                          | –                                                                         | –                 | ...                                                       | ...               |
| Tanggamus                              | 941                                                                       | 129               | ...                                                       | ...               |
| Lampung Selatan                        | –                                                                         | –                 | ...                                                       | ...               |
| Lampung Timur                          | 1 399                                                                     | 868               | ...                                                       | ...               |
| Lampung Tengah                         | –                                                                         | 100               | ...                                                       | ...               |
| Lampung Utara                          | –                                                                         | –                 | ...                                                       | ...               |
| Way Kanan                              | –                                                                         | –                 | ...                                                       | ...               |
| Tulang Bawang                          | 284                                                                       | 32                | ...                                                       | ...               |
| Pesawaran                              | 57                                                                        | 20                | ...                                                       | ...               |
| Pringsewu                              | –                                                                         | –                 | ...                                                       | ...               |
| Mesuji                                 | –                                                                         | –                 | ...                                                       | ...               |
| Tulang Bawang Barat                    | –                                                                         | –                 | ...                                                       | ...               |
| Pesisir Barat                          | –                                                                         | –                 | ...                                                       | ...               |
| Bandar Lampung                         | 1 740                                                                     | 121               | ...                                                       | ...               |
| Metro                                  | 82                                                                        | 263               | ...                                                       | ...               |
| <b>Lampung</b>                         | <b>4 503</b>                                                              | <b>1 533</b>      | <b>...</b>                                                | <b>...</b>        |

Lanjutan Tabel/*Continued Table* 5.2.10

| Kabupaten/Kota<br><i>Regency/Municipality</i> | Anyelir/ <i>Carnation</i><br>(tangkai/ <i>stalks</i> ) |       | Balaceng/ <i>Dieffenbacia</i><br>(pohon/ <i>tree</i> ) |       |
|-----------------------------------------------|--------------------------------------------------------|-------|--------------------------------------------------------|-------|
|                                               | 2021                                                   | 2022* | 2021                                                   | 2022* |
| (1)                                           | (6)                                                    | (7)   | (8)                                                    | (9)   |
| Lampung Barat                                 | ...                                                    | ...   | ...                                                    | ...   |
| Tanggamus                                     | ...                                                    | ...   | ...                                                    | ...   |
| Lampung Selatan                               | ...                                                    | ...   | ...                                                    | ...   |
| Lampung Timur                                 | ...                                                    | ...   | ...                                                    | ...   |
| Lampung Tengah                                | ...                                                    | ...   | ...                                                    | ...   |
| Lampung Utara                                 | ...                                                    | ...   | ...                                                    | ...   |
| Way Kanan                                     | ...                                                    | ...   | ...                                                    | ...   |
| Tulang Bawang                                 | ...                                                    | ...   | ...                                                    | ...   |
| Pesawaran                                     | ...                                                    | ...   | ...                                                    | ...   |
| Pringsewu                                     | ...                                                    | ...   | ...                                                    | ...   |
| Mesuji                                        | ...                                                    | ...   | ...                                                    | ...   |
| Tulang Bawang Barat                           | ...                                                    | ...   | ...                                                    | ...   |
| Pesisir Barat                                 | ...                                                    | ...   | ...                                                    | ...   |
| Bandar Lampung                                | ...                                                    | ...   | ...                                                    | ...   |
| Metro                                         | ...                                                    | ...   | ...                                                    | ...   |
| <b>Lampung</b>                                | ...                                                    | ...   | ...                                                    | ...   |

Lanjutan Tabel/Continued Table 5.2.10

| Kabupaten/Kota<br>Regency/Municipality | Dracaena/ Dracaena<br>(pohon/tree) |            | Euphorbia/ Euphorbia<br>(pohon/tree) |            |
|----------------------------------------|------------------------------------|------------|--------------------------------------|------------|
|                                        | 2021                               | 2022*      | 2021                                 | 2022*      |
| (1)                                    | (10)                               | (11)       | (12)                                 | (13)       |
| Lampung Barat                          | –                                  | –          | ...                                  | ...        |
| Tanggamus                              | –                                  | –          | ...                                  | ...        |
| Lampung Selatan                        | –                                  | –          | ...                                  | ...        |
| Lampung Timur                          | 45                                 | 215        | ...                                  | ...        |
| Lampung Tengah                         | –                                  | –          | ...                                  | ...        |
| Lampung Utara                          | –                                  | –          | ...                                  | ...        |
| Way Kanan                              | –                                  | –          | ...                                  | ...        |
| Tulang Bawang                          | –                                  | 20         | ...                                  | ...        |
| Pesawaran                              | –                                  | –          | ...                                  | ...        |
| Pringsewu                              | –                                  | –          | ...                                  | ...        |
| Mesuji                                 | –                                  | –          | ...                                  | ...        |
| Tulang Bawang Barat                    | –                                  | –          | ...                                  | ...        |
| Pesisir Barat                          | –                                  | –          | ...                                  | ...        |
| Bandar Lampung                         | 18                                 | 8          | ...                                  | ...        |
| Metro                                  | 35                                 | –          | ...                                  | ...        |
| <b>Lampung</b>                         | <b>98</b>                          | <b>243</b> | <b>...</b>                           | <b>...</b> |

Lanjutan Tabel/*Continued Table* 5.2.10

| Kabupaten/Kota<br><i>Regency/Municipality</i> | Gladiol/ <i>Gladiol</i><br>(tangkai/ <i>stalks</i> ) |       | Hanjuang/ <i>Cordyline</i><br>(pohon/ <i>tree</i> ) |            |
|-----------------------------------------------|------------------------------------------------------|-------|-----------------------------------------------------|------------|
|                                               | 2021                                                 | 2022* | 2021                                                | 2022*      |
| (1)                                           | (14)                                                 | (15)  | (16)                                                | (17)       |
| Lampung Barat                                 | ...                                                  | ...   | –                                                   | –          |
| Tanggamus                                     | ...                                                  | ...   | 330                                                 | 136        |
| Lampung Selatan                               | ...                                                  | ...   | –                                                   | –          |
| Lampung Timur                                 | ...                                                  | ...   | 35                                                  | –          |
| Lampung Tengah                                | ...                                                  | ...   | –                                                   | –          |
| Lampung Utara                                 | ...                                                  | ...   | –                                                   | –          |
| Way Kanan                                     | ...                                                  | ...   | –                                                   | –          |
| Tulang Bawang                                 | ...                                                  | ...   | –                                                   | 68         |
| Pesawaran                                     | ...                                                  | ...   | –                                                   | –          |
| Pringsewu                                     | ...                                                  | ...   | –                                                   | –          |
| Mesuji                                        | ...                                                  | ...   | –                                                   | –          |
| Tulang Bawang Barat                           | ...                                                  | ...   | –                                                   | –          |
| Pesisir Barat                                 | ...                                                  | ...   | –                                                   | –          |
| Bandar Lampung                                | ...                                                  | ...   | 216                                                 | 36         |
| Metro                                         | ...                                                  | ...   | 15                                                  | –          |
| <b>Lampung</b>                                | ...                                                  | ...   | <b>596</b>                                          | <b>240</b> |

Lanjutan Tabel/Continued Table 5.2.10

| Kabupaten/Kota<br>Regency/Municipality | Herbras/ Gerbera<br>(tangkai/ stalks) |              | Kamboja Jepang/ Adenium<br>(pohon/ tree) |            |
|----------------------------------------|---------------------------------------|--------------|------------------------------------------|------------|
|                                        | 2021                                  | 2022*        | 2021                                     | 2022*      |
| (1)                                    | (18)                                  | (19)         | (20)                                     | (21)       |
| Lampung Barat                          | –                                     | –            | ...                                      | ...        |
| Tanggamus                              | –                                     | 105          | ...                                      | ...        |
| Lampung Selatan                        | –                                     | –            | ...                                      | ...        |
| Lampung Timur                          | 1 344                                 | 408          | ...                                      | ...        |
| Lampung Tengah                         | –                                     | 100          | ...                                      | ...        |
| Lampung Utara                          | –                                     | –            | ...                                      | ...        |
| Way Kanan                              | –                                     | –            | ...                                      | ...        |
| Tulang Bawang                          | 629                                   | 993          | ...                                      | ...        |
| Pesawaran                              | –                                     | –            | ...                                      | ...        |
| Pringsewu                              | –                                     | –            | ...                                      | ...        |
| Mesuji                                 | –                                     | –            | ...                                      | ...        |
| Tulang Bawang Barat                    | –                                     | –            | ...                                      | ...        |
| Pesisir Barat                          | –                                     | –            | ...                                      | ...        |
| Bandar Lampung                         | 13                                    | 12           | ...                                      | ...        |
| Metro                                  | 776                                   | 210          | ...                                      | ...        |
| <b>Lampung</b>                         | <b>2 762</b>                          | <b>1 828</b> | <b>...</b>                               | <b>...</b> |

Lanjutan Tabel/Continued Table 5.2.10

| Kabupaten/Kota<br>Regency/Municipality | Keladi Hias/ <i>Caladium</i><br>(pohon/ tree) |       | Krisan/ <i>Chrysantemum</i><br>(tangkai/ stalks) |              |
|----------------------------------------|-----------------------------------------------|-------|--------------------------------------------------|--------------|
|                                        | 2021                                          | 2022* | 2021                                             | 2022*        |
| (1)                                    | (22)                                          | (23)  | (24)                                             | (25)         |
| Lampung Barat                          | ...                                           | ...   | –                                                | –            |
| Tanggamus                              | ...                                           | ...   | 1 328                                            | 1 380        |
| Lampung Selatan                        | ...                                           | ...   | –                                                | –            |
| Lampung Timur                          | ...                                           | ...   | 316                                              | 125          |
| Lampung Tengah                         | ...                                           | ...   | –                                                | 149          |
| Lampung Utara                          | ...                                           | ...   | –                                                | –            |
| Way Kanan                              | ...                                           | ...   | –                                                | –            |
| Tulang Bawang                          | ...                                           | ...   | 1 312                                            | 74           |
| Pesawaran                              | ...                                           | ...   | –                                                | –            |
| Pringsewu                              | ...                                           | ...   | –                                                | –            |
| Mesuji                                 | ...                                           | ...   | –                                                | –            |
| Tulang Bawang Barat                    | ...                                           | ...   | –                                                | –            |
| Pesisir Barat                          | ...                                           | ...   | –                                                | –            |
| Bandar Lampung                         | ...                                           | ...   | 1 404                                            | 6            |
| Metro                                  | ...                                           | ...   | 272                                              | –            |
| <b>Lampung</b>                         | ...                                           | ...   | <b>4 632</b>                                     | <b>1 734</b> |



Lanjutan Tabel/Continued Table 5.2.10

| Kabupaten/Kota<br>Regency/Municipality | Mawar/Rose<br>(tangkai/stalks) |               | Melati/Jasmine<br>(kg/kg) |              |
|----------------------------------------|--------------------------------|---------------|---------------------------|--------------|
|                                        | 2021                           | 2022*         | 2021                      | 2022*        |
| (1)                                    | (26)                           | (27)          | (28)                      | (29)         |
| Lampung Barat                          | –                              | –             | –                         | –            |
| Tanggamus                              | 2 724                          | 2 689         | 59                        | 4            |
| Lampung Selatan                        | –                              | –             | –                         | –            |
| Lampung Timur                          | 7 959                          | 9 098         | 4 384                     | 3 063        |
| Lampung Tengah                         | –                              | 88            | –                         | 4            |
| Lampung Utara                          | –                              | –             | –                         | –            |
| Way Kanan                              | 10                             | 10            | 10                        | –            |
| Tulang Bawang                          | 4 056                          | 2 684         | 962                       | 370          |
| Pesawaran                              | –                              | 8             | –                         | 2            |
| Pringsewu                              | –                              | 170           | –                         | –            |
| Mesuji                                 | 50                             | 36            | 50                        | –            |
| Tulang Bawang Barat                    | –                              | –             | –                         | –            |
| Pesisir Barat                          | –                              | –             | –                         | –            |
| Bandar Lampung                         | 102                            | 27            | 23                        | 9            |
| Metro                                  | 1 831                          | 810           | 321                       | 161          |
| <b>Lampung</b>                         | <b>16 732</b>                  | <b>15 620</b> | <b>5 809</b>              | <b>3 613</b> |

Lanjutan Tabel/Continued Table 5.2.10

| Kabupaten/Kota<br>Regency/Municipality | Monstera/ <i>Monstera</i><br>(pohon/ tree) |                   | Pakis/ Leather Leaf Fern<br>(pohon/ tree) |                   |
|----------------------------------------|--------------------------------------------|-------------------|-------------------------------------------|-------------------|
|                                        | 2021                                       | 2022 <sup>x</sup> | 2021                                      | 2022 <sup>x</sup> |
| (1)                                    | (30)                                       | (31)              | (32)                                      | (33)              |
| Lampung Barat                          | ...                                        | ...               | –                                         | –                 |
| Tanggamus                              | ...                                        | ...               | 688                                       | 129               |
| Lampung Selatan                        | ...                                        | ...               | –                                         | –                 |
| Lampung Timur                          | ...                                        | ...               | 1 402                                     | 1 625             |
| Lampung Tengah                         | ...                                        | ...               | –                                         | 127               |
| Lampung Utara                          | ...                                        | ...               | –                                         | –                 |
| Way Kanan                              | ...                                        | ...               | –                                         | –                 |
| Tulang Bawang                          | ...                                        | ...               | 199                                       | 38                |
| Pesawaran                              | ...                                        | ...               | –                                         | –                 |
| Pringsewu                              | ...                                        | ...               | –                                         | –                 |
| Mesuji                                 | ...                                        | ...               | 15                                        | –                 |
| Tulang Bawang Barat                    | ...                                        | ...               | –                                         | –                 |
| Pesisir Barat                          | ...                                        | ...               | –                                         | –                 |
| Bandar Lampung                         | ...                                        | ...               | 2 042                                     | 100               |
| Metro                                  | ...                                        | ...               | 236                                       | 50                |
| <b>Lampung</b>                         | ...                                        | ...               | <b>4 582</b>                              | <b>2 069</b>      |

Lanjutan Tabel/Continued Table 5.2.10

| Kabupaten/Kota<br>Regency/Municipality | Palem/ Palm<br>(pohon/ tree) |                   | Pedang-Pedangan/ <i>Sansevieria</i><br>(rumpun/ clumps) |                   |
|----------------------------------------|------------------------------|-------------------|---------------------------------------------------------|-------------------|
|                                        | 2021                         | 2022 <sup>x</sup> | 2021                                                    | 2022 <sup>x</sup> |
| (1)                                    | (34)                         | (35)              | (36)                                                    | (37)              |
| Lampung Barat                          | –                            | –                 | –                                                       | –                 |
| Tanggamus                              | 3                            | 11                | 16                                                      | 6                 |
| Lampung Selatan                        | –                            | –                 | –                                                       | –                 |
| Lampung Timur                          | 512                          | 490               | 264                                                     | 344               |
| Lampung Tengah                         | –                            | 13                | –                                                       | 31                |
| Lampung Utara                          | –                            | –                 | –                                                       | –                 |
| Way Kanan                              | –                            | –                 | –                                                       | 10                |
| Tulang Bawang                          | 1 231                        | 71                | 709                                                     | 117               |
| Pesawaran                              | 2                            | –                 | –                                                       | –                 |
| Pringsewu                              | –                            | 750               | –                                                       | –                 |
| Mesuji                                 | –                            | 20                | 85                                                      | –                 |
| Tulang Bawang Barat                    | –                            | –                 | –                                                       | –                 |
| Pesisir Barat                          | –                            | –                 | –                                                       | –                 |
| Bandar Lampung                         | 31                           | 21                | 94                                                      | 20                |
| Metro                                  | 30                           | 57                | 35                                                      | 216               |
| <b>Lampung</b>                         | <b>1 809</b>                 | <b>1 433</b>      | <b>1 203</b>                                            | <b>744</b>        |

Lanjutan Tabel/Continued Table 5.2.10

| Kabupaten/Kota<br>Regency/Municipality | Philodendron/ <i>Philodendron</i><br>(pohon/ tree) |            | Pisang-Pisangan/ <i>Heliconia</i><br>(tangkai/ stalks) |              |
|----------------------------------------|----------------------------------------------------|------------|--------------------------------------------------------|--------------|
|                                        | 2021                                               | 2022*      | 2021                                                   | 2022*        |
| (1)                                    | (38)                                               | (39)       | (40)                                                   | (41)         |
| Lampung Barat                          | –                                                  | –          | –                                                      | –            |
| Tanggamus                              | 998                                                | 59         | 326                                                    | 320          |
| Lampung Selatan                        | –                                                  | –          | –                                                      | –            |
| Lampung Timur                          | –                                                  | –          | 931                                                    | 1 930        |
| Lampung Tengah                         | –                                                  | –          | –                                                      | –            |
| Lampung Utara                          | –                                                  | –          | –                                                      | –            |
| Way Kanan                              | –                                                  | –          | 200                                                    | 20           |
| Tulang Bawang                          | –                                                  | 28         | 561                                                    | 137          |
| Pesawaran                              | –                                                  | –          | –                                                      | –            |
| Pringsewu                              | –                                                  | –          | –                                                      | 6 500        |
| Mesuji                                 | –                                                  | –          | 10                                                     | –            |
| Tulang Bawang Barat                    | –                                                  | –          | –                                                      | –            |
| Pesisir Barat                          | –                                                  | –          | –                                                      | –            |
| Bandar Lampung                         | 1 979                                              | 79         | 13                                                     | 9            |
| Metro                                  | 410                                                | –          | 97                                                     | 115          |
| <b>Lampung</b>                         | <b>3 387</b>                                       | <b>166</b> | <b>2 138</b>                                           | <b>9 031</b> |

Lanjutan Tabel/Continued Table 5.2.10

| Kabupaten/Kota<br>Regency/Municipality | Sedap Malam/ <i>Tuberose</i><br>(tangcai/ stalks) |               | Soka/ <i>Ixora</i><br>(pohon/ tree) |              |
|----------------------------------------|---------------------------------------------------|---------------|-------------------------------------|--------------|
|                                        | 2021                                              | 2022*         | 2021                                | 2022*        |
| (1)                                    | (42)                                              | (43)          | (44)                                | (45)         |
| Lampung Barat                          | –                                                 | –             | –                                   | –            |
| Tanggamus                              | 58 536                                            | 15 234        | –                                   | 13           |
| Lampung Selatan                        | –                                                 | –             | –                                   | –            |
| Lampung Timur                          | 779                                               | 515           | –                                   | –            |
| Lampung Tengah                         | 42                                                | 32            | –                                   | –            |
| Lampung Utara                          | –                                                 | –             | –                                   | –            |
| Way Kanan                              | –                                                 | –             | –                                   | –            |
| Tulang Bawang                          | 1 712                                             | 188           | 230                                 | 277          |
| Pesawaran                              | 48                                                | 8             | –                                   | –            |
| Pringsewu                              | 28 000                                            | –             | –                                   | –            |
| Mesuji                                 | 20                                                | –             | –                                   | –            |
| Tulang Bawang Barat                    | –                                                 | –             | –                                   | –            |
| Pesisir Barat                          | –                                                 | –             | –                                   | –            |
| Bandar Lampung                         | 21                                                | 16            | 23                                  | 306          |
| Metro                                  | 300                                               | 212           | 15                                  | 430          |
| <b>Lampung</b>                         | <b>89 458</b>                                     | <b>16 205</b> | <b>268</b>                          | <b>1 026</b> |

Lanjutan Tabel/Continued Table 5.2.10

| Kabupaten/Kota<br>Regency/Municipality | Sri Rejeki/ Aglaonema<br>(pohon/ tree) |               | Anggrek Potong/ Cut Orchid<br>(tangkai/ stalks) |               |
|----------------------------------------|----------------------------------------|---------------|-------------------------------------------------|---------------|
|                                        | 2021                                   | 2022*         | 2021                                            | 2022*         |
| (1)                                    | (46)                                   | (47)          | (48)                                            | (49)          |
| Lampung Barat                          | –                                      | –             | –                                               | –             |
| Tanggamus                              | 548                                    | 104           | 1 129                                           | 1 145         |
| Lampung Selatan                        | –                                      | –             | –                                               | –             |
| Lampung Timur                          | 368                                    | 1 934         | 9 256                                           | 9 028         |
| Lampung Tengah                         | 632                                    | 13 125        | –                                               | –             |
| Lampung Utara                          | –                                      | –             | –                                               | –             |
| Way Kanan                              | –                                      | –             | –                                               | –             |
| Tulang Bawang                          | 93                                     | 231           | 533                                             | 305           |
| Pesawaran                              | –                                      | –             | 300                                             | 8             |
| Pringsewu                              | –                                      | –             | –                                               | –             |
| Mesuji                                 | –                                      | –             | 15                                              | –             |
| Tulang Bawang Barat                    | –                                      | –             | –                                               | –             |
| Pesisir Barat                          | –                                      | –             | –                                               | –             |
| Bandar Lampung                         | 192                                    | 12            | 752                                             | 197           |
| Metro                                  | 15 628                                 | 5 095         | 1 143                                           | 95            |
| <b>Lampung</b>                         | <b>17 461</b>                          | <b>20 501</b> | <b>13 128</b>                                   | <b>10 778</b> |

Lanjutan Tabel/Continued Table 5.2.10

| Kabupaten/Kota<br>Regency/Municipality | Angrek Pot/ Potted Orchid<br>(pohon/ tree) |              | Bromelia<br>(pohon/ tree) |            |
|----------------------------------------|--------------------------------------------|--------------|---------------------------|------------|
|                                        | 2021                                       | 2022*        | 2021                      | 2022*      |
| (1)                                    | (42)                                       | (43)         | (44)                      | (45)       |
| Lampung Barat                          | –                                          | –            | –                         | –          |
| Tanggamus                              | –                                          | –            | –                         | –          |
| Lampung Selatan                        | –                                          | –            | –                         | –          |
| Lampung Timur                          | 525                                        | 227          | –                         | –          |
| Lampung Tengah                         | 12                                         | 245          | –                         | –          |
| Lampung Utara                          | –                                          | –            | –                         | –          |
| Way Kanan                              | –                                          | –            | –                         | –          |
| Tulang Bawang                          | 280                                        | 344          | –                         | 13         |
| Pesawaran                              | –                                          | –            | –                         | –          |
| Pringsewu                              | –                                          | –            | –                         | –          |
| Mesuji                                 | –                                          | –            | –                         | –          |
| Tulang Bawang Barat                    | –                                          | –            | –                         | –          |
| Pesisir Barat                          | –                                          | –            | –                         | –          |
| Bandar Lampung                         | 36                                         | 70           | 2                         | 12         |
| Metro                                  | 205                                        | 249          | 100                       | 105        |
| <b>Lampung</b>                         | <b>1 058</b>                               | <b>1 135</b> | <b>102</b>                | <b>130</b> |

Lanjutan Tabel/Continued Table 5.2.10

| Kabupaten/Kota<br>Regency/Municipality | Bugenvil/ <i>Bougainvillea</i><br>(pohon/ tree) |            | Puring/ <i>Croton</i><br>(pohon/ tree) |            |
|----------------------------------------|-------------------------------------------------|------------|----------------------------------------|------------|
|                                        | 2021                                            | 2022*      | 2021                                   | 2022*      |
| (1)                                    | (46)                                            | (47)       | (48)                                   | (49)       |
| Lampung Barat                          | –                                               | –          | –                                      | –          |
| Tanggamus                              | –                                               | –          | –                                      | –          |
| Lampung Selatan                        | –                                               | –          | –                                      | –          |
| Lampung Timur                          | 155                                             | 179        | 90                                     | 80         |
| Lampung Tengah                         | –                                               | –          | –                                      | –          |
| Lampung Utara                          | –                                               | –          | –                                      | –          |
| Way Kanan                              | –                                               | –          | –                                      | –          |
| Tulang Bawang                          | 400                                             | 64         | 48                                     | 49         |
| Pesawaran                              | –                                               | –          | –                                      | –          |
| Pringsewu                              | –                                               | –          | –                                      | –          |
| Mesuji                                 | –                                               | –          | –                                      | –          |
| Tulang Bawang Barat                    | –                                               | –          | –                                      | –          |
| Pesisir Barat                          | –                                               | –          | –                                      | –          |
| Bandar Lampung                         | 2                                               | 6          | –                                      | –          |
| Metro                                  | 70                                              | 380        | 52                                     | 130        |
| <b>Lampung</b>                         | <b>627</b>                                      | <b>629</b> | <b>190</b>                             | <b>259</b> |

Sumber/Source: BPS, Statistik Pertanian Hortikultura SPH/BPS-Statistics Indonesia, Agricultural Statistic for Horticulture SPH



**Tabel**  
**Table** 5.2.11

**Luas Panen Tanaman Hias Menurut Jenis Tanaman di  
Provinsi Lampung, 2019–2022**  
**Harvested Area of Ornamental Plants by Kind of Plant in  
Lampung Province, 2019–2022**

| Jenis Tanaman<br><i>Kind of Plants</i>       | Satuan<br><i>(Unit)</i> | 2019   | 2020 | 2021   | 2022 <sup>x</sup> |
|----------------------------------------------|-------------------------|--------|------|--------|-------------------|
| (1)                                          | (2)                     | (3)    | (4)  | (5)    | (6)               |
| Anthurium Bunga/ <i>Flamingo Lily Flower</i> | m <sup>2</sup>          | 6 661  | ...  | 663    | 699               |
| Anthurium Daun/ <i>Anthurium</i>             | m <sup>2</sup>          | 1 773  | ...  | ...    | ...               |
| Balanceng/ <i>Dieffenbacia</i>               | m <sup>2</sup>          | 741    | ...  | ...    | ...               |
| Dracaena/ <i>Dracaena</i>                    | m <sup>2</sup>          | 1 917  | ...  | 63     | 49                |
| Euphorbia/ <i>Euphorbia</i>                  | m <sup>2</sup>          | 2 282  | ...  | ...    | ...               |
| Hanjuang/ <i>Cordyline</i>                   | m <sup>2</sup>          | 408    | ...  | 101    | 90                |
| Herbras/ <i>Gerbera</i>                      | m <sup>2</sup>          | 7 019  | ...  | 597    | 632               |
| Kamboja Jepang/ <i>Adenium</i>               | m <sup>2</sup>          | 11 680 | ...  | ...    | ...               |
| Keladi Hias/ <i>Caladium</i>                 | m <sup>2</sup>          | 1 084  | ...  | ...    | ...               |
| Krisan/ <i>Chrysantemum</i>                  | m <sup>2</sup>          | 3 604  | ...  | 1 640  | 119               |
| Mawar/ <i>Rose</i>                           | m <sup>2</sup>          | 12 206 | ...  | 2 924  | 3 453             |
| Melati/ <i>Jasmine</i>                       | m <sup>2</sup>          | 5 538  | ...  | 1 939  | 1 154             |
| Monstera/ <i>Monstera</i>                    | m <sup>2</sup>          | 488    | ...  | ...    | ...               |
| Pakis/ <i>Leather Leaf Fern</i>              | m <sup>2</sup>          | 462    | ...  | 845    | 586               |
| Palem/ <i>Palm</i>                           | pohon/ <i>tree</i>      | 3 352  | ...  | 1 577  | 1 252             |
| Pedang-Pedangan/ <i>Sansevieria</i>          | m <sup>2</sup>          | 1 616  | ...  | 995    | 438               |
| Philodendron/ <i>Philodendron</i>            | m <sup>2</sup>          | 1 232  | ...  | 223    | 83                |
| Pisang-Pisangan/ <i>Heliconia</i>            | m <sup>2</sup>          | 2 758  | ...  | 851    | 888               |
| Sedap Malam/ <i>Tuberose</i>                 | m <sup>2</sup>          | 9 537  | ...  | 13 753 | 7 247             |
| Soka/ <i>Ixora</i>                           | m <sup>2</sup>          | 2 055  | ...  | 248    | 889               |

Lanjutan Tabel/*Continued Table* 5.2.11

| <b>Jenis Tanaman</b><br><i>Kind of Plants</i> | <b>Satuan</b><br><i>(Unit)</i> | <b>2019</b> | <b>2020</b> | <b>2021</b> | <b>2022<sup>x</sup></b> |
|-----------------------------------------------|--------------------------------|-------------|-------------|-------------|-------------------------|
| (1)                                           | (2)                            | (3)         | (4)         | (5)         | (6)                     |
| Sri Rejeki/ <i>Aglaonema</i>                  | m <sup>2</sup>                 | 1 476       | ...         | 3 534       | 3 195                   |
| Anggrek Pot/ <i>Potted Orchid</i>             | m <sup>2</sup>                 | ...         | ...         | 509         | 356                     |
| Anggrek Potong/ <i>Cut Orchid</i>             | m <sup>2</sup>                 | ...         | ...         | 2 642       | 2 932                   |
| Bromelia                                      | m <sup>2</sup>                 | ...         | ...         | 87          | 29                      |
| Bugenvil/ <i>Bougenvillea</i>                 | m <sup>2</sup>                 | ...         | ...         | 567         | 297                     |
| Puring/ <i>Croton</i>                         | m <sup>2</sup>                 | ...         | ...         | 110         | 62                      |

Sumber/Source: BPS, Statistik Pertanian Hortikultura SPH/BPS-Statistics Indonesia, *Agricultural Statistic for Horticulture SPH*

**Tabel 5.2.12** **Produksi Tanaman Hias Menurut Jenis Tanaman di Provinsi Lampung, 2019–2022**  
**Table 5.2.12** **Production of Ornamental Plants by Kind of Plant in Lampung Province, 2019–2022**

| Jenis Tanaman<br><i>Kind of Plants</i>       | Satuan<br><i>(Unit)</i> | 2019   | 2020 | 202 <sup>1</sup> | 2022 <sup>x</sup> |
|----------------------------------------------|-------------------------|--------|------|------------------|-------------------|
| (1)                                          | (2)                     | (3)    | (4)  | (5)              | (6)               |
| Anthurium Bunga/ <i>Flamingo Lily Flower</i> | tangkai/ <i>stalks</i>  | 21 932 | ...  | 4 503            | 1 533             |
| Anthurium Daun/ <i>Anthurium</i>             | pohon/ <i>tree</i>      | 4 195  | ...  | ...              | ...               |
| Balanceng/ <i>Dieffenbacia</i>               | pohon/ <i>tree</i>      | 928    | ...  | ...              | ...               |
| Dracaena/ <i>Dracaena</i>                    | pohon/ <i>tree</i>      | 5 789  | ...  | 98               | 243               |
| Euphorbia/ <i>Euphorbia</i>                  | pohon/ <i>tree</i>      | 9 799  | ...  | ...              | ...               |
| Hanjuang/ <i>Cordyline</i>                   | pohon/ <i>tree</i>      | 1 398  | ...  | 596              | 240               |
| Herbras/ <i>Gerbera</i>                      | tangkai/ <i>stalks</i>  | 20 914 | ...  | 2 762            | 1 828             |
| Kamboja Jepang/ <i>Adenium</i>               | pohon/ <i>tree</i>      | 41 884 | ...  | ...              | ...               |
| Keladi Hias/ <i>Caladium</i>                 | pohon/ <i>tree</i>      | 2 499  | ...  | ...              | ...               |
| Krisan/ <i>Chrysantemum</i>                  | tangkai/ <i>stalks</i>  | 19 275 | ...  | 4 632            | 1 734             |
| Mawar/ <i>Rose</i>                           | tangkai/ <i>stalks</i>  | 34 711 | ...  | 16 732           | 15 620            |
| Melati/ <i>Jasmine</i>                       | kg                      | 9 537  | ...  | 5 809            | 3 613             |
| Monstera/ <i>Monstera</i>                    | pohon/ <i>tree</i>      | 1 120  | ...  | ...              | ...               |
| Pakis/ <i>Leather Leaf Fern</i>              | pohon/ <i>tree</i>      | 2 336  | ...  | 4 582            | 2 069             |
| Palem/ <i>Palm</i>                           | pohon/ <i>tree</i>      | 4 435  | ...  | 1 809            | 1 433             |
| Pedang-Pedangan/ <i>Sansevieria</i>          | pohon/ <i>tree</i>      | 7 242  | ...  | 3 387            | 166               |
| Philodendron/ <i>Philodendron</i>            | pohon/ <i>tree</i>      | 6 696  | ...  | 2 138            | 9 031             |
| Pisang-Pisangan/ <i>Heliconia</i>            | tangkai/ <i>stalks</i>  | 36 569 | ...  | 89 458           | 16 205            |
| Sedap Malam/ <i>Tuberose</i>                 | tangkai/ <i>stalks</i>  | 7 384  | ...  | 268              | 1 026             |
| Soka/ <i>Ixora</i>                           | pohon/ <i>tree</i>      | 3 263  | ...  | 17 461           | 20 501            |

Lanjutan Tabel/*Continued Table* 5.2.12

| Jenis Tanaman<br><i>Kind of Plants</i> | Satuan<br><i>(Unit)</i> | 2019  | 2020 | 2021   | 2022 <sup>x</sup> |
|----------------------------------------|-------------------------|-------|------|--------|-------------------|
| (1)                                    | (2)                     | (3)   | (4)  | (5)    | (6)               |
| Sri Rejeki/ <i>Aglaonema</i>           | pohon/ <i>tree</i>      | ...   | ...  | 102    | 130               |
| Anggrek Pot/ <i>Potted Orchid</i>      | pohon/ <i>tree</i>      | ...   | ...  | 627    | 629               |
| Anggrek Potong/ <i>Cut Orchid</i>      | tangkai/ <i>stalks</i>  | 7 372 | ...  | 1 203  | 744               |
| Bromelia                               | pohon/ <i>tree</i>      | ...   | ...  | 1 058  | 1 135             |
| Bugenvil/ <i>Bougenvillea</i>          | pohon/ <i>tree</i>      | ...   | ...  | 13 128 | 10 778            |
| Puring/ <i>Croton</i>                  | pohon/ <i>tree</i>      | ...   | ...  | 190    | 259               |

Catatan/Note: Anggrek hanya mencakup anggrek potong/ *Just includes cut flower*

Sumber/Source: BPS, Statistik Pertanian Hortikultura SPH/BPS-Statistics Indonesia, *Agricultural Statistic for Horticulture SPH*

**Tabel** 5.2.13 **Produksi Buah-buahan Menurut Kabupaten/Kota dan Jenis Tanaman di Provinsi Lampung, 2021 dan 2022**  
**Table** 5.2.13 **Production of Fruits by Regency/Municipality and Kind of Plant in Lampung Province, 2021 and 2022**

| Kabupaten/Kota<br>Regency/Municipality | Alpukat/ Avocado<br>(kw/ qui) |                | Anggur/ Grape<br>(kw/ qui) |            |
|----------------------------------------|-------------------------------|----------------|----------------------------|------------|
|                                        | 2021                          | 2022*          | 2021                       | 2022*      |
| (1)                                    | (2)                           | (3)            | (4)                        | (5)        |
| Lampung Barat                          | 41 419                        | 21 290         | –                          | –          |
| Tanggamus                              | 25 099                        | 26 537         | –                          | –          |
| Lampung Selatan                        | 22 095                        | 26 899         | –                          | 5          |
| Lampung Timur                          | 40 891                        | 57 883         | 14                         | 453        |
| Lampung Tengah                         | 16 455                        | 10 318         | 2                          | 0          |
| Lampung Utara                          | 23 450                        | 15 459         | –                          | –          |
| Way Kanan                              | 4 013                         | 4 683          | –                          | –          |
| Tulang Bawang                          | 16 132                        | 9 019          | –                          | –          |
| Pesawaran                              | 8 456                         | 15 240         | –                          | 20         |
| Pringsewu                              | 6 280                         | 5 412          | –                          | 25         |
| Mesuji                                 | 612                           | 297            | –                          | –          |
| Tulang Bawang Barat                    | 7 265                         | 9 079          | 155                        | 163        |
| Pesisir Barat                          | 20 178                        | 7 831          | 2                          | –          |
| Bandar Lampung                         | 6 795                         | 6 551          | –                          | 54         |
| Metro                                  | 936                           | 1 117          | –                          | 6          |
| <b>Lampung</b>                         | <b>240 075</b>                | <b>217 614</b> | <b>173</b>                 | <b>726</b> |

Lanjutan Tabel/Continued Table 5.2.13

| Kabupaten/Kota<br>Regency/Municipality | Apel/Apple<br>(kw/qui) |       | Belimbing/Star Fruit<br>(kw/qui) |               |
|----------------------------------------|------------------------|-------|----------------------------------|---------------|
|                                        | 2021                   | 2022* | 2021                             | 2022*         |
| (1)                                    | (6)                    | (7)   | (8)                              | (9)           |
| Lampung Barat                          | –                      | –     | 2 328                            | 600           |
| Tanggamus                              | –                      | –     | 1 291                            | 148           |
| Lampung Selatan                        | –                      | –     | 8 187                            | 9 611         |
| Lampung Timur                          | –                      | –     | 4 962                            | 2 807         |
| Lampung Tengah                         | –                      | –     | 1 318                            | 923           |
| Lampung Utara                          | –                      | –     | 3 925                            | 2 775         |
| Way Kanan                              | –                      | –     | 808                              | 1 513         |
| Tulang Bawang                          | –                      | –     | 11 551                           | 5 093         |
| Pesawaran                              | –                      | –     | 434                              | 469           |
| Pringsewu                              | –                      | –     | 1 616                            | 1 223         |
| Mesuji                                 | –                      | –     | 450                              | 130           |
| Tulang Bawang Barat                    | –                      | –     | 1 629                            | 1 539         |
| Pesisir Barat                          | –                      | –     | 1 740                            | 1 630         |
| Bandar Lampung                         | –                      | –     | 518                              | 1 078         |
| Metro                                  | –                      | –     | 301                              | 101           |
| <b>Lampung</b>                         | –                      | –     | <b>41 055</b>                    | <b>29 639</b> |

Lanjutan Tabel/Continued Table 5.2.13

| Kabupaten/Kota<br>Regency/Municipality | Duku/Langsak/Kokosan/Duku<br>(kw/qui) |                | Durian/Durian<br>(kw/qui) |                |
|----------------------------------------|---------------------------------------|----------------|---------------------------|----------------|
|                                        | 2021                                  | 2022*          | 2021                      | 2022*          |
| (1)                                    | (10)                                  | (11)           | (12)                      | (13)           |
| Lampung Barat                          | 713                                   | 1 052          | 10 081                    | 5 403          |
| Tanggamus                              | 4 695                                 | 2 282          | 20 393                    | 32 055         |
| Lampung Selatan                        | 7 687                                 | 10 000         | 19 238                    | 28 168         |
| Lampung Timur                          | 9 069                                 | 30 588         | 66 376                    | 140 808        |
| Lampung Tengah                         | 36                                    | 150            | 20 864                    | 11 038         |
| Lampung Utara                          | 12 986                                | 14 625         | 9 668                     | 11 204         |
| Way Kanan                              | 2 077                                 | 1 486          | 8 536                     | 2 852          |
| Tulang Bawang                          | 271                                   | 321            | 1 473                     | 1 431          |
| Pesawaran                              | 44 601                                | 36 001         | 19 223                    | 21 092         |
| Pringsewu                              | 2 135                                 | 60             | 4 925                     | 1 119          |
| Mesuji                                 | –                                     | –              | –                         | –              |
| Tulang Bawang Barat                    | 3                                     | –              | 106                       | 155            |
| Pesisir Barat                          | 4 214                                 | 7 823          | 18 623                    | 17 005         |
| Bandar Lampung                         | 621                                   | 134            | 4 423                     | 2 623          |
| Metro                                  | –                                     | –              | 8                         | –              |
| <b>Lampung</b>                         | <b>89 109</b>                         | <b>104 522</b> | <b>203 937</b>            | <b>274 954</b> |

Lanjutan Tabel/*Continued Table* 5.2.13

| Kabupaten/Kota<br><i>Regency/Municipality</i> | <i>Jambu Air/ Water Apple</i><br>(kw/ qui) |                | <i>Jambu Biji/ Guava</i><br>(kw/ qui) |                |
|-----------------------------------------------|--------------------------------------------|----------------|---------------------------------------|----------------|
|                                               | 2021                                       | 2022*          | 2021                                  | 2022*          |
| (1)                                           | (14)                                       | (15)           | (16)                                  | (17)           |
| Lampung Barat                                 | 2 781                                      | 4 291          | 7 143                                 | 3 395          |
| Tanggamus                                     | 1 736                                      | 1 148          | 5 090                                 | 12 013         |
| Lampung Selatan                               | 15 236                                     | 17 859         | 9 829                                 | 10 358         |
| Lampung Timur                                 | 20 513                                     | 103 837        | 54 851                                | 53 917         |
| Lampung Tengah                                | 4 164                                      | 3 983          | 2 259                                 | 79 802         |
| Lampung Utara                                 | 7 391                                      | 3 686          | 2 530                                 | 2 976          |
| Way Kanan                                     | 1 130                                      | 3 530          | 783                                   | 3 531          |
| Tulang Bawang                                 | 7 197                                      | 7 141          | 9 395                                 | 4 096          |
| Pesawaran                                     | 1 516                                      | 2 788          | 2 588                                 | 3 823          |
| Pringsewu                                     | 1 601                                      | 1 113          | 4 326                                 | 1 743          |
| Mesuji                                        | 987                                        | 39             | 1 065                                 | 513            |
| Tulang Bawang Barat                           | 6 596                                      | 6 253          | 5 367                                 | 5 534          |
| Pesisir Barat                                 | 3 590                                      | 1 916          | 2 036                                 | 1 101          |
| Bandar Lampung                                | 1 705                                      | 2 335          | 6 834                                 | 5 144          |
| Metro                                         | 97                                         | 345            | 288                                   | 566            |
| <b>Lampung</b>                                | <b>76 240</b>                              | <b>160 263</b> | <b>114 384</b>                        | <b>188 510</b> |



Lanjutan Tabel/Continued Table 5.2.13

| Kabupaten/Kota<br>Regency/Municipality | Jengkol/ Jengkol<br>(kw/ qui) |                | Jeruk Besar/ Pomelo<br>(kw/ qui) |              |
|----------------------------------------|-------------------------------|----------------|----------------------------------|--------------|
|                                        | 2021                          | 2022*          | 2021                             | 2022*        |
| (1)                                    | (18)                          | (19)           | (20)                             | (21)         |
| Lampung Barat                          | 6 115                         | 5 731          | 1 166                            | 224          |
| Tanggamus                              | 11 397                        | 2 666          | –                                | –            |
| Lampung Selatan                        | 37 604                        | 31 751         | 1 819                            | 2 989        |
| Lampung Timur                          | 33 947                        | 13 216         | 9                                | 13           |
| Lampung Tengah                         | 4 956                         | 5 238          | –                                | –            |
| Lampung Utara                          | 9 668                         | 5 890          | 780                              | –            |
| Way Kanan                              | 8 100                         | 11 113         | –                                | –            |
| Tulang Bawang                          | 9 454                         | 13 188         | 950                              | 936          |
| Pesawaran                              | 2 828                         | 3 692          | –                                | –            |
| Pringsewu                              | 1 519                         | 1 514          | –                                | –            |
| Mesuji                                 | 2 669                         | 3 461          | –                                | –            |
| Tulang Bawang Barat                    | 18 871                        | 17 406         | –                                | –            |
| Pesisir Barat                          | 29 533                        | 16 430         | –                                | –            |
| Bandar Lampung                         | 1 808                         | 1 624          | –                                | –            |
| Metro                                  | 110                           | 75             | –                                | –            |
| <b>Lampung</b>                         | <b>178 577</b>                | <b>132 995</b> | <b>4 725</b>                     | <b>4 162</b> |

Lanjutan Tabel/Continued Table 5.2.13

| Kabupaten/Kota<br>Regency/Municipality | Jeruk Siam/Keprak/ Orange/<br>Tangerine<br>(kw/ qui) |                | Mangga/ Mango<br>(kw/ qui) |                |
|----------------------------------------|------------------------------------------------------|----------------|----------------------------|----------------|
|                                        | 2021                                                 | 2022*          | 2021                       | 2022*          |
| (1)                                    | (22)                                                 | (23)           | (24)                       | (25)           |
| Lampung Barat                          | 20 569                                               | 2 137          | 7 007                      | 3 266          |
| Tanggamus                              | 2 620                                                | 369            | 11 082                     | 4 496          |
| Lampung Selatan                        | 302 137                                              | 312 076        | 37 768                     | 28 417         |
| Lampung Timur                          | 242 533                                              | 220 379        | 72 176                     | 28 961         |
| Lampung Tengah                         | 496                                                  | 571            | 9 497                      | 5 433          |
| Lampung Utara                          | 16 604                                               | 41 287         | 27 417                     | 28 549         |
| Way Kanan                              | 1 139                                                | 1 748          | 3 674                      | 4 883          |
| Tulang Bawang                          | 6 812                                                | 5 982          | 11 153                     | 12 414         |
| Pesawaran                              | 114 433                                              | 118 494        | 8 476                      | 9 587          |
| Pringsewu                              | 260                                                  | 333            | 6 299                      | 6 628          |
| Mesuji                                 | 5 384                                                | 2 423          | 2 036                      | 411            |
| Tulang Bawang Barat                    | 2 344                                                | 3 478          | 28 070                     | 9 003          |
| Pesisir Barat                          | 84 433                                               | 17 727         | 15 572                     | 5 025          |
| Bandar Lampung                         | 25                                                   | 16             | 5 480                      | 6 870          |
| Metro                                  | 27                                                   | 206            | 379                        | 708            |
| <b>Lampung</b>                         | <b>799 815</b>                                       | <b>727 226</b> | <b>246 087</b>             | <b>154 651</b> |

Lanjutan Tabel/Continued Table 5.2.13

| Kabupaten/Kota<br>Regency/Municipality | Manggis/ Mangosteen<br>(kw/ qui ) |               | Melinjo/ Gnetum/Melinjo<br>(kw/ qui ) |                |
|----------------------------------------|-----------------------------------|---------------|---------------------------------------|----------------|
|                                        | 2021                              | 2022*         | 2021                                  | 2022*          |
| (1)                                    | (26)                              | (27)          | (28)                                  | (29)           |
| Lampung Barat                          | 8 655                             | 5 436         | 5 297                                 | 425            |
| Tanggamus                              | 176 872                           | 22 396        | 14 101                                | 2 990          |
| Lampung Selatan                        | 865                               | 461           | 59 641                                | 47 840         |
| Lampung Timur                          | 3 135                             | 388           | 27 374                                | 15 663         |
| Lampung Tengah                         | 477                               | 1 569         | 4 223                                 | 6 336          |
| Lampung Utara                          | 3 472                             | 137           | 1 515                                 | 1 220          |
| Way Kanan                              | 226                               | 165           | 345                                   | 1 669          |
| Tulang Bawang                          | 11                                | 3             | 2 872                                 | 2 750          |
| Pesawaran                              | 268                               | 381           | 28 562                                | 41 566         |
| Pringsewu                              | 917                               | 19            | 745                                   | 248            |
| Mesuji                                 | –                                 | –             | 536                                   | 379            |
| Tulang Bawang Barat                    | –                                 | –             | 2 150                                 | 2 081          |
| Pesisir Barat                          | 9 771                             | 1 452         | 4 819                                 | 4 626          |
| Bandar Lampung                         | 288                               | 545           | 19 545                                | 16 082         |
| Metro                                  | –                                 | –             | 513                                   | 493            |
| <b>Lampung</b>                         | <b>204 957</b>                    | <b>32 952</b> | <b>172 238</b>                        | <b>144 367</b> |

Lanjutan Tabel/*Continued Table* 5.2.13

| Kabupaten/Kota<br><i>Regency/Municipality</i> | Nangka/Cempedak/ Jackfruit<br><i>(kw/ qui)</i> |                | Nenas/ Pineapple<br><i>(kw/ qui)</i> |                  |
|-----------------------------------------------|------------------------------------------------|----------------|--------------------------------------|------------------|
|                                               | 2021                                           | 2022*          | 2021                                 | 2022*            |
| (1)                                           | (30)                                           | (31)           | (32)                                 | (33)             |
| Lampung Barat                                 | 7 197                                          | 1 987          | 1 596                                | 339              |
| Tanggamus                                     | 4 949                                          | 1 329          | 340                                  | 104              |
| Lampung Selatan                               | 70 699                                         | 76 605         | 2 201                                | 1 064            |
| Lampung Timur                                 | 542 286                                        | 255 317        | 5 710                                | 12 166           |
| Lampung Tengah                                | 44 097                                         | 45 858         | 7 043 262                            | 8 597 431        |
| Lampung Utara                                 | 70 995                                         | 55 113         | 1 582                                | 2 127            |
| Way Kanan                                     | 5 681                                          | 7 294          | 135                                  | 356              |
| Tulang Bawang                                 | 18 626                                         | 22 318         | 2 016                                | 1 736            |
| Pesawaran                                     | 2 372                                          | 2 889          | 324                                  | 553              |
| Pringsewu                                     | 5 495                                          | 1 788          | 41                                   | 24               |
| Mesuji                                        | 5 316                                          | 2 466          | 328                                  | 542              |
| Tulang Bawang Barat                           | 46 020                                         | 47 837         | 860                                  | 77               |
| Pesisir Barat                                 | 11 313                                         | 4 719          | 349                                  | 434              |
| Bandar Lampung                                | 10 845                                         | 3 949          | 2                                    | 1                |
| Metro                                         | 2 956                                          | 2 601          | 88                                   | 10               |
| <b>Lampung</b>                                | <b>848 846</b>                                 | <b>532 069</b> | <b>7 058 833</b>                     | <b>8 616 963</b> |

Lanjutan Tabel/Continued Table 5.2.13

| Kabupaten/Kota<br>Regency/Municipality | Pepaya/ Papaya<br>(kw/ qui) |                | Petai/ Twisted Cluster Bean<br>(kw/ qui) |                |
|----------------------------------------|-----------------------------|----------------|------------------------------------------|----------------|
|                                        | 2021                        | 2022*          | 2021                                     | 2022*          |
| (1)                                    | (34)                        | (35)           | (36)                                     | (37)           |
| Lampung Barat                          | 55 374                      | 12 565         | 5 025                                    | 2 044          |
| Tanggamus                              | 187 056                     | 10 432         | 20 248                                   | 2 758          |
| Lampung Selatan                        | 76 259                      | 82 317         | 91 118                                   | 71 570         |
| Lampung Timur                          | 198 233                     | 115 702        | 15 894                                   | 18 093         |
| Lampung Tengah                         | 6 731                       | 15 772         | 5 737                                    | 7 578          |
| Lampung Utara                          | 9 561                       | 8 446          | 12 971                                   | 5 023          |
| Way Kanan                              | 3 381                       | 6 165          | 4 919                                    | 7 871          |
| Tulang Bawang                          | 15 661                      | 9 439          | 4 414                                    | 5 812          |
| Pesawaran                              | 1 403                       | 2 102          | 4 188                                    | 6 045          |
| Pringsewu                              | 224 898                     | 49 517         | 354                                      | 590            |
| Mesuji                                 | 4 138                       | 3 824          | 883                                      | 379            |
| Tulang Bawang Barat                    | 9 449                       | 8 746          | 4 865                                    | 3 583          |
| Pesisir Barat                          | 17 126                      | 29 786         | 8 036                                    | 5 658          |
| Bandar Lampung                         | 63 121                      | 38 430         | 1 241                                    | 2 063          |
| Metro                                  | 1 389                       | 1 365          | 438                                      | 153            |
| <b>Lampung</b>                         | <b>873 780</b>              | <b>394 607</b> | <b>180 332</b>                           | <b>139 219</b> |

Lanjutan Tabel/Continued Table 5.2.13

| Kabupaten/Kota<br>Regency/Municipality | Pisang/ Banana<br>(kw/ qui) |                   | Rambutan/ Rambutan<br>(kw/ qui) |                   |
|----------------------------------------|-----------------------------|-------------------|---------------------------------|-------------------|
|                                        | 2021                        | 2022 <sup>x</sup> | 2021                            | 2022 <sup>x</sup> |
| (1)                                    | (38)                        | (39)              | (40)                            | (41)              |
| Lampung Barat                          | 245 946                     | 42 767            | 2 615                           | 52 297            |
| Tanggamus                              | 155 135                     | 58 965            | 13 793                          | 1 707             |
| Lampung Selatan                        | 4 909 816                   | 5 123 700         | 27 896                          | 29 875            |
| Lampung Timur                          | 890 414                     | 2 878 857         | 42 197                          | 91 858            |
| Lampung Tengah                         | 847 174                     | 857 042           | 13 968                          | 3 734             |
| Lampung Utara                          | 168 375                     | 138 995           | 15 215                          | 12 485            |
| Way Kanan                              | 45 479                      | 45 127            | 8 512                           | 4 741             |
| Tulang Bawang                          | 30 655                      | 44 270            | 8 419                           | 13 031            |
| Pesawaran                              | 3 664 953                   | 4 497 809         | 11 518                          | 10 391            |
| Pringsewu                              | 121 067                     | 47 976            | 4 225                           | 2 108             |
| Mesuji                                 | 89 074                      | 112 533           | 2 644                           | –                 |
| Tulang Bawang Barat                    | 20 724                      | 21 373            | 9 623                           | 4 916             |
| Pesisir Barat                          | 23 669                      | 21 706            | 5 434                           | 889               |
| Bandar Lampung                         | 19 353                      | 22 011            | 5 586                           | 487               |
| Metro                                  | 566                         | 1 239             | 1 083                           | 160               |
| <b>Lampung</b>                         | <b>11 232 397</b>           | <b>13 914 371</b> | <b>172 728</b>                  | <b>228 679</b>    |

Lanjutan Tabel/Continued Table 5.2.13

| Kabupaten/Kota<br>Regency/Municipality | Salak/Snakefruit<br>(kw/ qui) |               | Sawo/Sapodilla/Sawo<br>(kw/ qui) |                |
|----------------------------------------|-------------------------------|---------------|----------------------------------|----------------|
|                                        | 2021                          | 2022*         | 2021                             | 2022*          |
| (1)                                    | (42)                          | (43)          | (44)                             | (45)           |
| Lampung Barat                          | 8 270                         | 779           | 5 949                            | 2 228          |
| Tanggamus                              | 36 591                        | 23 945        | 7 208                            | 2 063          |
| Lampung Selatan                        | 13 905                        | 10 562        | 26 385                           | 23 637         |
| Lampung Timur                          | 7 054                         | 5 001         | 28 510                           | 24 482         |
| Lampung Tengah                         | 3 021                         | 397           | 19 093                           | 13 050         |
| Lampung Utara                          | 545                           | 95            | 9 743                            | 6 579          |
| Way Kanan                              | 26                            | 882           | 2 799                            | 5 125          |
| Tulang Bawang                          | 1 945                         | 1 385         | 9 949                            | 13 786         |
| Pesawaran                              | 3 308                         | 3 364         | 11 723                           | 12 354         |
| Pringsewu                              | 20                            | 26            | 4 380                            | 2 835          |
| Mesuji                                 | 942                           | 700           | 5 214                            | 1 746          |
| Tulang Bawang Barat                    | 12                            | 12            | 1 572                            | 1 051          |
| Pesisir Barat                          | 60                            | 126           | 9 845                            | 6 580          |
| Bandar Lampung                         | 4 141                         | 50 121        | 425                              | 518            |
| Metro                                  | –                             | –             | 642                              | 598            |
| <b>Lampung</b>                         | <b>79 841</b>                 | <b>97 395</b> | <b>143 437</b>                   | <b>116 630</b> |

Lanjutan Tabel/*Continued Table* 5.2.13

| Kabupaten/Kota<br><i>Regency/Municipality</i> | <i>Sirsak/ Soursop<br/>(kw/ qui)</i> |               | <i>Sukun/ Breadfruit<br/>(kw/ qui)</i> |               |
|-----------------------------------------------|--------------------------------------|---------------|----------------------------------------|---------------|
|                                               | 2021                                 | 2022*         | 2021                                   | 2022*         |
| (1)                                           | (46)                                 | (47)          | (48)                                   | (49)          |
| Lampung Barat                                 | 1 236                                | 548           | 2 059                                  | 460           |
| Tanggamus                                     | 3 434                                | 221           | 11 380                                 | 103           |
| Lampung Selatan                               | 3 719                                | 2 534         | 20 888                                 | 17 277        |
| Lampung Timur                                 | 8 452                                | 5 671         | 18 921                                 | 16 377        |
| Lampung Tengah                                | 877                                  | 1 024         | 4 915                                  | 6 711         |
| Lampung Utara                                 | 1 475                                | 1 311         | 3 497                                  | 1 926         |
| Way Kanan                                     | 210                                  | 461           | 584                                    | 1 911         |
| Tulang Bawang                                 | 1 951                                | 6 403         | 3 170                                  | 2 986         |
| Pesawaran                                     | 675                                  | 908           | 5 557                                  | 5 887         |
| Pringsewu                                     | 2 331                                | 1 411         | 952                                    | 495           |
| Mesuji                                        | 171                                  | 95            | 387                                    | 180           |
| Tulang Bawang Barat                           | 2 221                                | 1 276         | 3 524                                  | 3 244         |
| Pesisir Barat                                 | 1 666                                | 2 238         | 4 003                                  | 1 994         |
| Bandar Lampung                                | 239                                  | 327           | 742                                    | 417           |
| Metro                                         | 173                                  | 195           | 236                                    | 360           |
| <b>Lampung</b>                                | <b>28 830</b>                        | <b>24 623</b> | <b>80 815</b>                          | <b>60 329</b> |



Lanjutan Tabel/Continued Table 5.2.13

| Kabupaten/Kota<br>Regency/Municipality | Buah Naga/ Dragon Fruit<br>(kw/ qui) |               | Lemon<br>(kw/ qui) |              |
|----------------------------------------|--------------------------------------|---------------|--------------------|--------------|
|                                        | 2021                                 | 2022*         | 2021               | 2022*        |
| (1)                                    | (50)                                 | (51)          | (52)               | (453)        |
| Lampung Barat                          | 933                                  | 304           | 129                | 270          |
| Tanggamus                              | 6                                    | 81            | 371                | 267          |
| Lampung Selatan                        | 1 934                                | 3 675         | 3 998              | 3 388        |
| Lampung Timur                          | 21 612                               | 19 309        | 42                 | 576          |
| Lampung Tengah                         | 600                                  | 726           | 111                | 120          |
| Lampung Utara                          | –                                    | –             | 38                 | 218          |
| Way Kanan                              | 2 122                                | 2 343         | 9                  | 18           |
| Tulang Bawang                          | 4 288                                | 1 969         | 28                 | 40           |
| Pesawaran                              | 15                                   | 62            | –                  | 3            |
| Pringsewu                              | 6 525                                | 5 414         | 72                 | 132          |
| Mesuji                                 | –                                    | –             | –                  | –            |
| Tulang Bawang Barat                    | 145                                  | 323           | 16                 | 524          |
| Pesisir Barat                          | 8                                    | 53            | 3 908              | 1 638        |
| Bandar Lampung                         | 3 137                                | 1 127         | 4                  | 9            |
| Metro                                  | 90                                   | 4             | 18                 | 68           |
| <b>Lampung</b>                         | <b>41 413</b>                        | <b>35 389</b> | <b>8 745</b>       | <b>7 270</b> |

Lanjutan Tabel/Continued Table 5.2.13

| Kabupaten/Kota<br>Regency/Municipality | Lengkeng/ Dimocarpus Longan<br>(kw/ qui) |                   |
|----------------------------------------|------------------------------------------|-------------------|
|                                        | 2021                                     | 2022 <sup>x</sup> |
| (1)                                    | (54)                                     | (55)              |
| Lampung Barat                          | –                                        | 530               |
| Tanggamus                              | 482                                      | 76                |
| Lampung Selatan                        | 4 256                                    | 6 766             |
| Lampung Timur                          | 16 062                                   | 31 629            |
| Lampung Tengah                         | 1 627                                    | 2 817             |
| Lampung Utara                          | –                                        | 10                |
| Way Kanan                              | 539                                      | 2 301             |
| Tulang Bawang                          | 3 037                                    | 2 813             |
| Pesawaran                              | 50                                       | 571               |
| Pringsewu                              | 277                                      | 271               |
| Mesuji                                 | –                                        | –                 |
| Tulang Bawang Barat                    | 805                                      | 992               |
| Pesisir Barat                          | 160                                      | 306               |
| Bandar Lampung                         | 85                                       | 64                |
| Metro                                  | 129                                      | 147               |
| <b>Lampung</b>                         | <b>27 507</b>                            | <b>49 295</b>     |

Sumber/Source: BPS, Statistik Pertanian Hortikultura SPH/BPS-Statistics Indonesia, Agricultural Statistic for Horticulture SPH

**Tabel**  
**Table** 5.2.14

**Produksi Buah–Buahan dan Sayuran Tahunan Menurut Jenis Tanaman di Provinsi Lampung, 2019–2022**  
**Production of Annual Fruits and Vegetables by Kind of Plant in Lampung Province, 2019–2022**

| Jenis Tanaman<br><i>Kind of Plants</i>                | Satuan<br><i>(Unit)</i> | 2019       | 2020 | 2021       | 2022 <sup>x</sup> |
|-------------------------------------------------------|-------------------------|------------|------|------------|-------------------|
| (1)                                                   | (2)                     | (3)        | (4)  | (5)        | (6)               |
| Alpukat/ <i>Avocado</i>                               | kw/ <i>qui</i>          | 185 018    | ...  | 240 075    | 217 614           |
| Anggur/ <i>Grape</i>                                  | kw/ <i>qui</i>          | 5          | ...  | 173        | 726               |
| Apel/ <i>Apple</i>                                    | kw/ <i>qui</i>          | –          | ...  | –          | –                 |
| Belimbing/ <i>Star Fruit</i>                          | kw/ <i>qui</i>          | 37 758     | ...  | 41 055     | 29 639            |
| Duku/Langsat/Kokosan/ <i>Duku</i>                     | kw/ <i>qui</i>          | 61 833     | ...  | 89 109     | 104 522           |
| Durian/ <i>Durian</i>                                 | kw/ <i>qui</i>          | 162 176    | ...  | 203 937    | 274 954           |
| Jambu Air/ <i>Water Apple</i>                         | kw/ <i>qui</i>          | 50 728     | ...  | 76 240     | 160 263           |
| Jambu Biji/ <i>Guava</i>                              | kw/ <i>qui</i>          | 75 795     | ...  | 114 384    | 188 510           |
| Jengkol/ <i>Jengkol</i>                               | kw/ <i>qui</i>          | 153 629    | ...  | 178 577    | 132 995           |
| Jeruk Besar/ <i>Pomelo</i>                            | kw/ <i>qui</i>          | 20 187     | ...  | 4 725      | 4 162             |
| Jeruk Siam/Keprok/ <i>Orange/</i><br><i>Tangerine</i> | kw/ <i>qui</i>          | 231 073    | ...  | 799 815    | 727 226           |
| Mangga/ <i>Mango</i>                                  | kw/ <i>qui</i>          | 255 471    | ...  | 246 087    | 154 651           |
| Manggis/ <i>Mangosteen</i>                            | kw/ <i>qui</i>          | 152 491    | ...  | 204 957    | 32 952            |
| Melijo/ <i>Gnetum/Melino</i>                          | kw/ <i>qui</i>          | 141 076    | ...  | 172 238    | 144 367           |
| Nangka/Cempedak/ <i>Jackfruit</i>                     | kw/ <i>qui</i>          | 416 282    | ...  | 848 846    | 532 069           |
| Nenas/ <i>Pineapple</i>                               | kw/ <i>qui</i>          | 6 992 430  | ...  | 7 058 833  | 8 616 963         |
| Pepaya/ <i>Papaya</i>                                 | kw/ <i>qui</i>          | 1 055 975  | ...  | 873 780    | 394 607           |
| Petai/ <i>Twisted Cluster Bean</i>                    | kw/ <i>qui</i>          | 180 033    | ...  | 180 332    | 139 219           |
| Pisang/ <i>Banana</i>                                 | kw/ <i>qui</i>          | 12 095 445 | ...  | 11 232 397 | 13 914 371        |
| Rambutan/ <i>Rambutan</i>                             | kw/ <i>qui</i>          | 219 460    | ...  | 172 728    | 228 679           |

Lanjutan Tabel/*Continued Table* 5.2.14

| Jenis Tanaman<br><i>Kind of Plants</i>  | Satuan<br><i>(Unit)</i> | 2019    | 2020 | 2021    | 2022 <sup>x</sup> |
|-----------------------------------------|-------------------------|---------|------|---------|-------------------|
| (1)                                     | (2)                     | (3)     | (4)  | (5)     | (6)               |
| Salak/ <i>Snakefruit</i>                | kw/ <i>qui</i>          | 51 531  | ...  | 79 841  | 97 395            |
| Sawo/ <i>Sapodilla/Sawo</i>             | kw/ <i>qui</i>          | 194 748 | ...  | 143 437 | 116 630           |
| Sirsak/ <i>Soursop</i>                  | kw/ <i>qui</i>          | 17 450  | ...  | 28 830  | 24 623            |
| Sukun/ <i>Breadfruit</i>                | kw/ <i>qui</i>          | 62 140  | ...  | 80 815  | 60 329            |
| Buah Naga/ <i>Hylocereus polyrhizus</i> | kw/ <i>qui</i>          | ...     | ...  | 41 413  | 35 389            |
| Jeruk Lemon/ <i>Lemon</i>               | kw/ <i>qui</i>          | ...     | ...  | 8 745   | 7 270             |
| Lengkeng/ <i>Dimocarpus longan</i>      | kw/ <i>qui</i>          | ...     | ...  | 27 507  | 49 295            |

Sumber/*Source*: BPS, Statistik Pertanian Hortikultura SPH/*BPS-Statistics Indonesia, Agricultural Statistic for Horticulture SPH*

**5.3 PERKEBUNAN  
ESTATE CROPS**

**Tabel 5.3.1 Luas Areal Tanaman Perkebunan Menurut Kabupaten/ Kota dan Jenis Tanaman (ha) di Provinsi Lampung, 2021 dan 2022**  
*Planted Area of Estate Crops by Regency/Municipality and Type of Crops (ha) in Lampung Province, 2021 and 2022*

| Kabupaten/Kota<br>Regency/Municipality | Kelapa Sawit/Oil Palm |                | Kelapa/Coconut |               |
|----------------------------------------|-----------------------|----------------|----------------|---------------|
|                                        | 2021                  | 2022*          | 2021           | 2022*         |
| (1)                                    | (2)                   | (3)            | (4)            | (5)           |
| Lampung Barat                          | 29                    | 29             | 511            | 512           |
| Tanggamus                              | 30                    | 30             | 13 747         | 13 737        |
| Lampung Selatan                        | 7 066                 | 7 066          | 22 083         | 22 083        |
| Lampung Timur                          | 7 394                 | 7 394          | 17 735         | 17 735        |
| Lampung Tengah                         | 19 179                | 19 182         | 6 985          | 6 985         |
| Lampung Utara                          | 8 023                 | 8 023          | 816            | 813           |
| Way Kanan                              | 13 772                | 13 772         | 3 883          | 3 883         |
| Tulang Bawang                          | 18 922                | 18 922         | 703            | 703           |
| Pesawaran                              | 792                   | 792            | 11 238         | 9 341         |
| Pringsewu                              | 1 136                 | 1 136          | 3 487          | 3 487         |
| Mesuji                                 | 21 600                | 22 082         | 1 259          | 1 259         |
| Tulang Bawang Barat                    | 4 005                 | 4 004          | 329            | 328           |
| Pesisir Barat                          | 7 174                 | 8 235          | 7 314          | 6 403         |
| Bandar Lampung                         | 53                    | 33             | 289            | 284           |
| Metro                                  | –                     | –              | 60             | 60            |
| <b>Lampung</b>                         | <b>109 175</b>        | <b>110 700</b> | <b>90 439</b>  | <b>87 612</b> |

Lanjutan Tabel/Continued Table 5.3.1

| Kabupaten/Kota<br>Regency/Municipality | Karet/Rubber   |                | Kopi/Coffee    |                |
|----------------------------------------|----------------|----------------|----------------|----------------|
|                                        | 2021           | 2022*          | 2021           | 2022*          |
| (1)                                    | (6)            | (7)            | (8)            | (9)            |
| Lampung Barat                          | 89             | 89             | 54 104         | 54 104         |
| Tanggamus                              | 592            | 575            | 41 523         | 41 518         |
| Lampung Selatan                        | 7 561          | 7 561          | 723            | 723            |
| Lampung Timur                          | 14 826         | 14 826         | 515            | 515            |
| Lampung Tengah                         | 11 549         | 11 548         | 525            | 522            |
| Lampung Utara                          | 35 291         | 35 286         | 25 674         | 25 661         |
| Way Kanan                              | 31 492         | 31 492         | 21 655         | 21 655         |
| Tulang Bawang                          | 32 427         | 32 427         | 97             | 97             |
| Pesawaran                              | 1 214          | 1 212          | 3 452          | 3 272          |
| Pringsewu                              | 960            | 960            | 1 379          | 1 379          |
| Mesuji                                 | 26 839         | 26 774         | 35             | 35             |
| Tulang Bawang Barat                    | 32 674         | 32 642         | 8              | 8              |
| Pesisir Barat                          | 698            | 630            | 6 703          | 6 703          |
| Bandar Lampung                         | 70             | 38             | 79             | 74             |
| Metro                                  | 3              | 3              | 2              | 2              |
| <b>Lampung</b>                         | <b>196 285</b> | <b>196 063</b> | <b>156 474</b> | <b>156 268</b> |

Lanjutan Tabel/Continued Table 5.3.1

| Kabupaten/Kota<br>Regency/Municipality | Kakao/Cocoa   |               | Tebu/Sugar cane |               |
|----------------------------------------|---------------|---------------|-----------------|---------------|
|                                        | 2021          | 2022*         | 2021            | 2022*         |
| (1)                                    | (10)          | (11)          | (12)            | (13)          |
| Lampung Barat                          | 1 689         | 1 689         | –               | –             |
| Tanggamus                              | 13 674        | 13 670        | –               | –             |
| Lampung Selatan                        | 11 224        | 11 224        | –               | –             |
| Lampung Timur                          | 11 019        | 11 019        | –               | –             |
| Lampung Tengah                         | 5 269         | 5 269         | 9 453           | 9 454         |
| Lampung Utara                          | 864           | 869           | 3 172           | 2 126         |
| Way Kanan                              | 1 235         | 1 235         | 15 803          | 15 803        |
| Tulang Bawang                          | 206           | 206           | –               | 328           |
| Pesawaran                              | 27 357        | 24 617        | –               | –             |
| Pringsewu                              | 4 585         | 4 585         | –               | –             |
| Mesuji                                 | 88            | 88            | –               | –             |
| Tulang Bawang Barat                    | 15            | 15            | 414             | 67            |
| Pesisir Barat                          | 1 093         | 802           | –               | –             |
| Bandar Lampung                         | 207           | 177           | –               | –             |
| Metro                                  | 59            | 59            | –               | –             |
| <b>Lampung</b>                         | <b>78 584</b> | <b>75 524</b> | <b>28 842</b>   | <b>27 778</b> |

Lanjutan Tabel/*Continued Table* 5.3.1

| Kabupaten/Kota<br><i>Regency/Municipality</i> | Teh/Tea |       | Tembakau/Tobacco |            |
|-----------------------------------------------|---------|-------|------------------|------------|
|                                               | 2021    | 2022* | 2021             | 2022*      |
| (1)                                           | (14)    | (15)  | (16)             | (17)       |
| Lampung Barat                                 | –       | –     | 10               | 10         |
| Tanggamus                                     | –       | –     | 68               | 28         |
| Lampung Selatan                               | –       | –     | 13               | 6          |
| Lampung Timur                                 | –       | –     | 200              | 125        |
| Lampung Tengah                                | –       | –     | 19               | 18         |
| Lampung Utara                                 | –       | –     | 7                | 7          |
| Way Kanan                                     | –       | –     | 38               | 38         |
| Tulang Bawang                                 | –       | –     | 5                | 4          |
| Pesawaran                                     | –       | –     | 85               | 85         |
| Pringsewu                                     | –       | –     | 108              | 108        |
| Mesuji                                        | –       | –     | 7                | 9          |
| Tulang Bawang Barat                           | –       | –     | 4                | 0          |
| Pesisir Barat                                 | –       | –     | 13               | 12         |
| Bandar Lampung                                | –       | –     | 5                | 5          |
| Metro                                         | –       | –     | 2                | 2          |
| <b>Lampung</b>                                | –       | –     | <b>583</b>       | <b>457</b> |

Sumber/*Source*: Dinas Perkebunan Provinsi Lampung/ *Plantation Department of Lampung Province*



**Tabel**  
**Table** 5.3.2

**Produksi Perkebunan Menurut Kabupaten/Kota dan Jenis Tanaman (ton) di Provinsi Lampung, 2021 dan 2022**  
**Production of Estate by Regency/Municipality and Type of Crops (ton) in Lampung Province, 2021 and 2022**

| Kabupaten/Kota<br>Regency/Municipality | Kelapa Sawit/Oil Palm |                | Kelapa/Coconut |               |
|----------------------------------------|-----------------------|----------------|----------------|---------------|
|                                        | 2021                  | 2022*          | 2021           | 2022*         |
| (1)                                    | (2)                   | (3)            | (4)            | (5)           |
| Lampung Barat                          | 23                    | 23             | 459            | 459           |
| Tanggamus                              | 20                    | 15             | 16 253         | 16 476        |
| Lampung Selatan                        | 9 977                 | 9 918          | 20 836         | 20 742        |
| Lampung Timur                          | 6 923                 | 6 923          | 11 274         | 11 274        |
| Lampung Tengah                         | 43 149                | 43 148         | 6 267          | 6 274         |
| Lampung Utara                          | 5 672                 | 4 713          | 430            | 427           |
| Way Kanan                              | 27 681                | 27 622         | 2 897          | 2 927         |
| Tulang Bawang                          | 47 140                | 47 140         | 637            | 647           |
| Pesawaran                              | 643                   | 643            | 8 122          | 6 640         |
| Pringsewu                              | 818                   | 938            | 3 312          | 3 210         |
| Mesuji                                 | 37 151                | 37 151         | 1 906          | 1 861         |
| Tulang Bawang Barat                    | 4 027                 | 4 024          | 307            | 298           |
| Pesisir Barat                          | 15 451                | 19 900         | 7 868          | 6 666         |
| Bandar Lampung                         | 97                    | 58             | 383            | 370           |
| Metro                                  | —                     | —              | 47             | 47            |
| <b>Lampung</b>                         | <b>198 771</b>        | <b>202 216</b> | <b>80 999</b>  | <b>78 319</b> |

Lanjutan Tabel/*Continued Table 5.3.2*

| Kabupaten/Kota<br><i>Regency/Municipality</i> | Karet/ <i>Rubber</i> |                | Kopi/ <i>Coffee</i> |                |
|-----------------------------------------------|----------------------|----------------|---------------------|----------------|
|                                               | 2021                 | 2022*          | 2021                | 2022*          |
| (1)                                           | (6)                  | (7)            | (8)                 | (9)            |
| Lampung Barat                                 | 37                   | 37             | 54 563              | 56 054         |
| Tanggamus                                     | 237                  | 119            | 36 716              | 36 908         |
| Lampung Selatan                               | 6 373                | 6 228          | 424                 | 427            |
| Lampung Timur                                 | 6 403                | 6 403          | 240                 | 240            |
| Lampung Tengah                                | 4 964                | 4 975          | 306                 | 307            |
| Lampung Utara                                 | 19 670               | 19 695         | 10 021              | 10 120         |
| Way Kanan                                     | 52 625               | 52 650         | 8 508               | 8 664          |
| Tulang Bawang                                 | 34 100               | 34 100         | 21                  | 21             |
| Pesawaran                                     | 1 109                | 1 058          | 1 361               | 1 282          |
| Pringsewu                                     | 487                  | 489            | 696                 | 692            |
| Mesuji                                        | 45 413               | 41 378         | 17                  | 17             |
| Tulang Bawang Barat                           | 24 943               | 24 910         | 5                   | 4              |
| Pesisir Barat                                 | 303                  | 301            | 3 372               | 3 372          |
| Bandar Lampung                                | 51                   | 51             | 30                  | 30             |
| Metro                                         | 1                    | 1              | 1                   | 1              |
| <b>Lampung</b>                                | <b>196 717</b>       | <b>192 395</b> | <b>116 281</b>      | <b>118 139</b> |

Lanjutan Tabel/Continued Table 5.3.2

| Kabupaten/Kota<br>Regency/Municipality | Kakao/Cocoa   |               | Tebu/Sugar cane |                |
|----------------------------------------|---------------|---------------|-----------------|----------------|
|                                        | 2021          | 2022*         | 2021            | 2022*          |
| (1)                                    | (10)          | (11)          | (12)            | (13)           |
| Lampung Barat                          | 1 094         | 1 094         | –               | –              |
| Tanggamus                              | 7 216         | 7 167         | –               | –              |
| Lampung Selatan                        | 9 062         | 8 676         | –               | –              |
| Lampung Timur                          | 3 235         | 3 235         | –               | –              |
| Lampung Tengah                         | 3 037         | 3 029         | 69 329          | 69 109         |
| Lampung Utara                          | 275           | 275           | 14 099          | 9 428          |
| Way Kanan                              | 554           | 554           | 104 031         | 104 031        |
| Tulang Bawang                          | 139           | 139           | –               | 1 438          |
| Pesawaran                              | 28 467        | 26 192        | –               | –              |
| Pringsewu                              | 2 654         | 2 910         | –               | –              |
| Mesuji                                 | 38            | 29            | –               | –              |
| Tulang Bawang Barat                    | 7             | 7             | 2 018           | –              |
| Pesisir Barat                          | 607           | 493           | –               | –              |
| Bandar Lampung                         | 177           | 168           | –               | –              |
| Metro                                  | 23            | 23            | –               | –              |
| <b>Lampung</b>                         | <b>56 586</b> | <b>53 991</b> | <b>189 477</b>  | <b>184 006</b> |

Lanjutan Tabel/Continued Table 5.3.2

| Kabupaten/Kota<br>Regency/Municipality | Teh/Tea  |          | Tembakau/Tobacco |            |
|----------------------------------------|----------|----------|------------------|------------|
|                                        | 2021     | 2022*    | 2021             | 2022*      |
| (1)                                    | (14)     | (15)     | (16)             | (17)       |
| Lampung Barat                          | –        | –        | 7                | 7          |
| Tanggamus                              | –        | –        | 58               | 26         |
| Lampung Selatan                        | –        | –        | 12               | 5          |
| Lampung Timur                          | –        | –        | 300              | 150        |
| Lampung Tengah                         | –        | –        | 19               | 19         |
| Lampung Utara                          | –        | –        | 7                | 7          |
| Way Kanan                              | –        | –        | 24               | 24         |
| Tulang Bawang                          | –        | –        | 2                | 2          |
| Pesawaran                              | –        | –        | 81               | 81         |
| Pringsewu                              | –        | –        | 73               | 87         |
| Mesuji                                 | –        | –        | 4                | 4          |
| Tulang Bawang Barat                    | –        | –        | 3                | 0          |
| Pesisir Barat                          | –        | –        | 7                | 4          |
| Bandar Lampung                         | –        | –        | 7                | 4          |
| Metro                                  | –        | –        | 1                | 1          |
| <b>Lampung</b>                         | <b>–</b> | <b>–</b> | <b>605</b>       | <b>421</b> |

Sumber/Source: Dinas Perkebunan Provinsi Lampung/ Plantation Department of Lampung Province

**Tabel**  
**Table** 5.3.3

**Luas Areal Tanaman Perkebunan Rakyat Menurut Jenis Tanaman (ha) di Provinsi Lampung, 2018–2022**  
**Planted Area of Smallholder Estates by Type of Crops (ha) in Lampung Province, 2018–2022**

| Jenis Tanaman<br><i>Kind of Plants</i>  | 2018    | 2019    | 2020    | 2021    | 2022 <sup>x</sup> |
|-----------------------------------------|---------|---------|---------|---------|-------------------|
| (1)                                     | (2)     | (3)     | (4)     | (5)     | (6)               |
| <b>Tanaman Tahunan/ Perennial Crops</b> |         |         |         |         |                   |
| Karet/ <i>Rubber</i>                    | 199 625 | 197 637 | 196 907 | 196 285 | 196 063           |
| Kelapa/ <i>Coconut</i>                  | 91 932  | 91 005  | 90 793  | 90 439  | 87 612            |
| Kelapa Sawit/ <i>Oil Palm</i>           | 109 254 | 109 609 | 109 339 | 109 175 | 110 700           |
| Kopi/ <i>Coffee</i>                     | 156 878 | 156 918 | 156 458 | 156 474 | 156 268           |
| Kakao/ <i>Cacao</i>                     | 79 246  | 79 356  | 78 711  | 78 584  | 75 524            |
| Teh/ <i>Tea</i>                         | –       | –       | –       | –       | –                 |
| Jambu Mete/ <i>Cashew Nut</i>           | 63      | 62      | 62      | 62      | 60                |
| Pala/ <i>Nutmeg</i>                     | 2 201   | 2 230   | 2 243   | 2 336   | 2 347             |
| Lada/ <i>Pepper</i>                     | 45 883  | 45 848  | 45 834  | 45 642  | 45 263            |
| <b>Tanaman Semusim/ Seasonal Crops</b>  |         |         |         |         |                   |
| Tebu/ <i>Sugar Cane</i>                 | 25 538  | 28 813  | 25 173  | 28 842  | 27 778            |
| Tembakau/ <i>Tobacco</i>                | 861     | 820     | 801     | 583     | 457               |
| Nilam/ <i>Patchouli</i>                 | 54      | 55      | 46      | 45      | 42                |

Sumber/Source: Dinas Perkebunan Provinsi Lampung/ *Plantation Department of Lampung Province*

**Tabel**  
**Table** 5.3.4**Produksi Perkebunan Rakyat Menurut Jenis Tanaman  
(ton) di Provinsi Lampung, 2018–2022**  
**Production of Smallholder Estates by Type of Crops (ton) in  
Lampung Province, 2018–2022**

| Jenis Tanaman<br><i>Kind of Plants</i>      | 2018    | 2019    | 2020    | 2021    | 2022 <sup>x</sup> |
|---------------------------------------------|---------|---------|---------|---------|-------------------|
| (1)                                         | (2)     | (3)     | (4)     | (5)     | (6)               |
| <b>Tanaman Tahunan/ Perennial<br/>Crops</b> |         |         |         |         |                   |
| Karet/ <i>Rubber</i>                        | 156 120 | 191 122 | 192 601 | 196 717 | 192 395           |
| Kelapa/ <i>Coconut</i>                      | 85 918  | 82 460  | 81 475  | 80 999  | 78 319            |
| Kelapa Sawit/ <i>Oil Palm</i>               | 190 339 | 203 346 | 197 639 | 198 771 | 202 216           |
| Kopi/ <i>Coffee</i>                         | 110 570 | 117 092 | 117 311 | 116 281 | 118 139           |
| Kakao/ <i>Cacao</i>                         | 58 251  | 58 852  | 57 507  | 56 586  | 53 991            |
| Teh/ <i>Tea</i>                             | –       | –       | –       | –       | –                 |
| Jambu Mete/ <i>Cashew Nut</i>               | 10      | 10      | 12      | 16      | 16                |
| Pala/ <i>Nutmeg</i>                         | 454     | 569     | 655     | 678     | 735               |
| Lada/ <i>Pepper</i>                         | 14 450  | 14 730  | 15 412  | 15 229  | 15 455            |
| <b>Tanaman Semusim/ Seasonal<br/>Crops</b>  |         |         |         |         |                   |
| Tebu/ <i>Sugar Cane</i>                     | 168 566 | 181 171 | 148 549 | 189 477 | 184 006           |
| Tembakau/ <i>Tobacco</i>                    | 950     | 750     | 910     | 605     | 421               |
| Nilam/ <i>Patchouli</i>                     | 6       | 5       | 5       | 5       | 5                 |

Sumber/Source: Dinas Perkebunan Provinsi Lampung/ *Plantation Department of Lampung Province*

**5.4 KEHUTANAN  
FORESTRY**

**Tabel 5.4.1 Luas Kawasan Hutan dan Konservasi Perairan<sup>1</sup> Menurut Kabupaten/Kota (ha) di Provinsi Lampung, 2022**  
*Extent of Forest Area, Inland Water, Coastal, and Marine Ecosystem<sup>1</sup> by Regency/Municipality (ha) in Lampung Province, 2022*

| Kabupaten/Kota<br><i>Regency/<br/>Municipality</i> | Tahun<br>SK<br><i>Year of<br/>Decree</i>     | Luas Kawasan Hutan dan Konservasi Perairan<br><i>Extent of Forest Area, Inland Water, Coastal, and Marine Ecosystem</i> |                                                                                                     |                                                                    |
|----------------------------------------------------|----------------------------------------------|-------------------------------------------------------------------------------------------------------------------------|-----------------------------------------------------------------------------------------------------|--------------------------------------------------------------------|
|                                                    |                                              | Hutan<br>Lindung<br><i>Protection<br/>Forest</i>                                                                        | Suaka Alam dan<br>Pelestarian Alam<br><i>Sanctuary<br/>Reserve and Nature<br/>Conservation Area</i> | Hutan Produksi<br>Terbatas<br><i>Limited Production<br/>Forest</i> |
| (1)                                                | (2)                                          | (3)                                                                                                                     | (4)                                                                                                 | (5)                                                                |
| Lampung Barat                                      | SK.NO. 256/Kpts-II/2000<br>(23 Agustus 2000) | 39 231,27                                                                                                               | 297 079,00                                                                                          | –                                                                  |
| Tanggamus                                          | SK.NO. 256/Kpts-II/2000<br>(23 Agustus 2000) | 132 159,55                                                                                                              | 3 345,00                                                                                            | –                                                                  |
| Lampung Selatan                                    | SK.NO. 256/Kpts-II/2000<br>(23 Agustus 2000) | 13 786,70                                                                                                               | 13 735,10                                                                                           | –                                                                  |
| Lampung Timur                                      | SK.NO. 256/Kpts-II/2000<br>(23 Agustus 2000) | 23 780,86                                                                                                               | 125 621,30                                                                                          | –                                                                  |
| Lampung Tengah                                     | SK.NO. 256/Kpts-II/2000<br>(23 Agustus 2000) | 28 431,72                                                                                                               | –                                                                                                   | –                                                                  |
| Lampung Utara                                      | SK.NO. 256/Kpts-II/2000<br>(23 Agustus 2000) | 28 000,00                                                                                                               | –                                                                                                   | –                                                                  |
| Way Kanan                                          | SK.NO. 256/Kpts-II/2000<br>(23 Agustus 2000) | 22 289,10                                                                                                               | –                                                                                                   | –                                                                  |
| Tulang Bawang                                      | SK.NO. 256/Kpts-II/2000<br>(23 Agustus 2000) | –                                                                                                                       | –                                                                                                   | –                                                                  |
| Pesawaran                                          | SK.NO. 256/Kpts-II/2000<br>(23 Agustus 2000) | 12 586,46                                                                                                               | 21 949,31                                                                                           | –                                                                  |
| Pringsewu                                          | SK.NO. 256/Kpts-II/2000<br>(23 Agustus 2000) | 7 557,24                                                                                                                | –                                                                                                   | –                                                                  |
| Mesuji                                             | SK.NO. 256/Kpts-II/2000<br>(23 Agustus 2000) | –                                                                                                                       | –                                                                                                   | –                                                                  |

Lanjutan Tabel/*Continued Table 5.4.1*

| Kabupaten/Kota<br><i>Regency/<br/>Municipality</i> | Tahun<br>SK<br><i>Year of<br/>Decree</i>     | Luas Kawasan Hutan dan Konservasi Perairan<br><i>Extent of Forest Area, Inland Water, Coastal, and Marine<br/>Ecosystem</i> |                                                                                                     |                                                                    |
|----------------------------------------------------|----------------------------------------------|-----------------------------------------------------------------------------------------------------------------------------|-----------------------------------------------------------------------------------------------------|--------------------------------------------------------------------|
|                                                    |                                              | Hutan<br>Lindung<br><i>Protection<br/>Forest</i>                                                                            | Suaka Alam dan<br>Pelestarian Alam<br><i>Sanctuary<br/>Reserve and Nature<br/>Conservation Area</i> | Hutan Produksi<br>Terbatas<br><i>Limited Production<br/>Forest</i> |
| (1)                                                | (2)                                          | (3)                                                                                                                         | (4)                                                                                                 | (5)                                                                |
| Tulang Bawang Barat                                | SK.NO. 256/Kpts-II/2000<br>(23 Agustus 2000) | –                                                                                                                           | –                                                                                                   | –                                                                  |
| Pesisir Barat                                      | SK.NO. 256/Kpts-II/2000<br>(23 Agustus 2000) | 9 692,10                                                                                                                    | –                                                                                                   | 33 358,00                                                          |
| Bandar Lampung                                     | SK.NO. 256/Kpts-II/2000<br>(23 Agustus 2000) | 100,00                                                                                                                      | 300,00                                                                                              | –                                                                  |
| Metro                                              | SK.NO. 256/Kpts-II/2000<br>(23 Agustus 2000) | –                                                                                                                           | –                                                                                                   | –                                                                  |
| <b>Lampung</b>                                     |                                              | <b>317 615,00</b>                                                                                                           | <b>462 029,71</b>                                                                                   | <b>33 358,00</b>                                                   |



Lanjutan Tabel/Continued Table 5.4.1

| Kabupaten/Kota<br><i>Regency/<br/>Municipality</i> | Tahun<br>SK<br><i>Year of<br/>Decree</i>         | Luas Kawasan Hutan dan Konservasi Perairan<br><i>Extent of Forest Area, Inland Water, Coastal, and Marine<br/>Ecosystem</i> |                                                                                |                                                                                     |
|----------------------------------------------------|--------------------------------------------------|-----------------------------------------------------------------------------------------------------------------------------|--------------------------------------------------------------------------------|-------------------------------------------------------------------------------------|
|                                                    |                                                  | Hutan Produksi<br>Tetap<br><i>Permanent<br/>Production Forest</i>                                                           | Hutan Produksi<br>Dapat dikonversi<br><i>Convertible<br/>Production Forest</i> | Jumlah Luas<br>Hutan dan<br>Perairan<br><i>Total Forest Area<br/>and Water Area</i> |
| (1)                                                | (2)                                              | (6)                                                                                                                         | (7)                                                                            | (8)                                                                                 |
| Lampung Barat                                      | SK.NO. 256/Kpts-<br>II/2000 (23 Agustus<br>2000) | –                                                                                                                           | –                                                                              | 326 312,27                                                                          |
| Tanggamas                                          | SK.NO. 256/Kpts-<br>II/2000 (23 Agustus<br>2000) | –                                                                                                                           | –                                                                              | 147 669,11                                                                          |
| Lampung Selatan                                    | SK.NO. 256/Kpts-<br>II/2000 (23 Agustus<br>2000) | 42 346,90                                                                                                                   | –                                                                              | 69 868,70                                                                           |
| Lampung Timur                                      | SK.NO. 256/Kpts-<br>II/2000 (23 Agustus<br>2000) | 13 175,00                                                                                                                   | –                                                                              | 162 577,16                                                                          |
| Lampung Tengah                                     | SK.NO. 256/Kpts-<br>II/2000 (23 Agustus<br>2000) | 12 500,00                                                                                                                   | –                                                                              | 40 931,72                                                                           |
| Lampung Utara                                      | SK.NO. 256/Kpts-<br>II/2000 (23 Agustus<br>2000) | 177,71                                                                                                                      | –                                                                              | 28 177,71                                                                           |
| Way Kanan                                          | SK.NO. 256/Kpts-<br>II/2000 (23 Agustus<br>2000) | 66 997,32                                                                                                                   | –                                                                              | 89 286,42                                                                           |
| Tulang Bawang                                      | SK.NO. 256/Kpts-<br>II/2000 (23 Agustus<br>2000) | –                                                                                                                           | –                                                                              | –                                                                                   |
| Pesawaran                                          | SK.NO. 256/Kpts-<br>II/2000 (23 Agustus<br>2000) | 1 955,00                                                                                                                    | –                                                                              | 36 490,77                                                                           |

Lanjutan Tabel/Continued Table 5.4.1

| Kabupaten/Kota<br>Regency/<br>Municipality | Tahun<br>SK<br>Year of<br>Decree                 | Luas Kawasan Hutan dan Konservasi Perairan<br>Extent of Forest Area, Inland Water, Coastal, and Marine<br>Ecosystem |                                                                        |                                                                             |
|--------------------------------------------|--------------------------------------------------|---------------------------------------------------------------------------------------------------------------------|------------------------------------------------------------------------|-----------------------------------------------------------------------------|
|                                            |                                                  | Hutan Produksi<br>Tetap<br>Permanent<br>Production Forest                                                           | Hutan Produksi<br>Dapat dikonversi<br>Convertible<br>Production Forest | Jumlah Luas<br>Hutan dan<br>Perairan<br>Total Forest Area<br>and Water Area |
| (1)                                        | (2)                                              | (6)                                                                                                                 | (7)                                                                    | (8)                                                                         |
| Pringsewu                                  | SK.NO. 256/Kpts-<br>II/2000 (23 Agustus<br>2000) | –                                                                                                                   | –                                                                      | 7 557,24                                                                    |
| Mesuji                                     | SK.NO. 256/Kpts-<br>II/2000 (23 Agustus<br>2000) | 43 100,00                                                                                                           | –                                                                      | 43 100,00                                                                   |
| Tulang Bawang Barat                        | SK.NO. 256/Kpts-<br>II/2000 (23 Agustus<br>2000) | 11 470,92                                                                                                           | –                                                                      | 11 470,92                                                                   |
| Pesisir Barat                              | SK.NO. 256/Kpts-<br>II/2000 (23 Agustus<br>2000) | –                                                                                                                   | –                                                                      | 43 050,10                                                                   |
| Bandar Lampung                             | SK.NO. 256/Kpts-<br>II/2000 (23 Agustus<br>2000) | –                                                                                                                   | –                                                                      | 400,00                                                                      |
| Metro                                      | SK.NO. 256/Kpts-<br>II/2000 (23 Agustus<br>2000) | –                                                                                                                   | –                                                                      | –                                                                           |
| <b>Lampung</b>                             |                                                  | <b>191 732,00</b>                                                                                                   | <b>–</b>                                                               | <b>1 004 735,00</b>                                                         |

Catatan/Note: <sup>1</sup> Berdasarkan Keputusan Menteri Lingkungan Hidup dan Kehutanan Tentang Penunjukan Kawasan Hutan dan Perairan Serta Tata Guna Hutan Kesepakatan (TGHK)/Based on Environment and Forestry Ministerial Decree on The Designation of Provincial Forest Area, Inland Water, Coastal and Marine Ecosystem and Forest Land Use by Concensus

Sumber/Source: Dinas Kehutanan Provinsi Lampung/Regional Office of Forestry of Lampung Province

**Tabel** 5.4.2 **Produksi Kayu Bulat dan Olahan Menurut Jenis Produksi, 2017–2021**  
**Table** **Logs and Processed Timber Production by Type of Product, 2017–2021**

| Tahun<br>Year | Kayu Bulat<br>Logs                                 |                                      |                                      | Jumlah<br>Total |
|---------------|----------------------------------------------------|--------------------------------------|--------------------------------------|-----------------|
|               | IUPHHK-HA<br>Forest<br>Concession<br>Establishment | IUPHHK-HT<br>Timber<br>Establishment | Perum Perhutani<br>State Enterprises |                 |
| (1)           | (2)                                                | (3)                                  | (4)                                  | (5)             |
| 2017          | –                                                  | 5 040                                | –                                    | 5 040           |
| 2018          | –                                                  | 46 293                               | –                                    | 46 293          |
| 2019          | –                                                  | 87 838                               | –                                    | 87 838          |
| 2020          | –                                                  | –                                    | –                                    | –               |
| 2021          | –                                                  | 85 200                               | –                                    | 85 200          |

Lanjutan Tabel/*Continued Table 5.4.2*

| Tahun<br>Year | Kayu Olahan<br>Processed Timber          |                               |                             |                                    |                           |
|---------------|------------------------------------------|-------------------------------|-----------------------------|------------------------------------|---------------------------|
|               | Kayu<br>Gergajian<br>Sawn Timber<br>(m3) | Kayu Lapis<br>Plywood<br>(m3) | Bubur Kayu<br>Pulp<br>(Ton) | Serpih Kayu<br>Wood Flakes<br>(m3) | Veneer<br>Veneers<br>(m3) |
| (1)           | (6)                                      | (7)                           | (8)                         | (9)                                | (10)                      |
| 2017          | –                                        | –                             | –                           | –                                  | 16 232                    |
| 2018          | 21 024,66                                | –                             | –                           | –                                  | 27 970                    |
| 2019          | ...                                      | 17 327                        | –                           | 62 199                             | 32 772                    |
| 2020          | 72 655,16                                | 21 668                        | –                           | 128 719                            | 33 228                    |
| 2021          | 32 076,11                                | 21 836                        | –                           | 53 528                             | 28 618                    |

Catatan/Note: Jumlah produksi kayu bulat di setiap provinsi pada kolom (6) tidak termasuk produksi kayu bulat dari Perum Perhutani Baris Nasional kolom (6) adalah penjumlahan baris nasional kolom (3), kolom (4), dan kolom (5)/  
Total log production in each province in column (6) does not include log production from Perum Perhutani National row column (6) is the sum of the national rows column (3), column (4), and column (5)

Sumber/Source: Kementerian Lingkungan Hidup dan Kehutanan/Ministry of Environment and Forestry

**Tabel**  
**Table** 5.4.3

**Luas Kegiatan Reboisasi<sup>1</sup> (ha) di Provinsi Lampung,  
2015–2022**  
**Reforested Areas<sup>1</sup> (ha) in Lampung Province, 2016–2022**

| Tahun<br>Year            | Nama Kegiatan            | Lokasi                    | Estimasi Luas |
|--------------------------|--------------------------|---------------------------|---------------|
| (1)                      | (2)                      | (3)                       | (4)           |
| 2016                     | RHL KPH                  | UPTD KPH Batutegi         | 200           |
|                          |                          | UPTD KPH Kota Agung Utara | 200           |
|                          |                          | UPTD KPH Pesawaran        | 200           |
|                          | RHL Mangrove             | UPTD KPH Gunung Balak     | 13            |
| <b>Jumlah Tahun 2016</b> |                          |                           | <b>613</b>    |
| 2017                     | RHL KPH                  | UPTD KPH Batutegi         | 50            |
|                          |                          | UPTD KPH Pematang Neba    | 200           |
|                          |                          | UPTD KPH Pesawaran        | 200           |
|                          | RHL Mangrove             | UPTD KPH Gunung Balak     | 120           |
|                          | RHL Imbuan Air           | UPTD KPH Batutegi         | 100           |
|                          | RHL DTA Irigrasu Tersier | UPTD KPH Batutegi         | 100           |
|                          | RHL HHBK                 | UPTD KPH Kota Agung Utara | 50            |
|                          |                          | UPTD KPH Pesawaran        | 50            |
|                          | RHL DAS                  | UPTD KPH Kota Agung Utara | 150           |
|                          |                          | UPTD KPH Pesawaran        | 100           |
| RHL Sempadan Sungai      | UPTD KPH Pematang Neba   | 50                        |               |
|                          | UPTD KPH Pesawaran       | 50                        |               |
| <b>Jumlah Tahun 2017</b> |                          |                           | <b>1 220</b>  |

Lanjutan Tabel/*Continued Table* 5.4.3

| Tahun<br>Year            | Nama Kegiatan            | Lokasi                    | Estimasi Luas |
|--------------------------|--------------------------|---------------------------|---------------|
| (1)                      | (2)                      | (3)                       | (4)           |
| 2018                     | RHL DTA Irigrasi Tersier | UPTD KPH Batuteji         | 50            |
|                          |                          | UPTD KPH Pesawaran        | 50            |
|                          | RHL HHBK                 | UPTD KPH Batuteji         | 100           |
|                          | RHL Imbuan Air           | UPTD KPH Gunung Balak     | 25            |
|                          | RHL Mangrove             | UPTD KPH Gunung Balak     | 25            |
| <b>Jumlah Tahun 2018</b> |                          |                           | <b>250</b>    |
| 2019                     | RHL KPH                  | UPTD KPH Liwa             | 1 500         |
|                          |                          | UPTD KPH Batuteji         | 4 000         |
|                          |                          | UPTD KPH Kota Agung Utara | 3 000         |
|                          |                          | UPTD KPH Pematang Neba    | 4 000         |
|                          | RHL Mangrove             | UPTD KPH Pesawaran        | 4 000         |
|                          |                          | UPTD KPH Gunung Balak     | 25            |
|                          |                          | UPTD KPH Pesisir Barat    | 150           |
| 2020                     | RHL Vegetatif            | UPTD KPH Liwa             | 90            |
|                          |                          | UPTD KPH Bukit Punggur    | 250           |
|                          | RHL Bibit Produktif      | UPTD KPH Tangkit Tebak    | 50            |
|                          |                          | UPTD KPH Pematang Neba    | 100           |
|                          |                          | UPTD KPH Batuteji         | 100           |
|                          |                          | UPTD KPH Pesisir Barat    | 5             |
|                          |                          | UPTD KPH Liwa             | 5             |
|                          |                          | UPTD KPH Bukit Punggur    | 5             |
| UPTD KPH Muara Dua       | 5                        |                           |               |

Lanjutan Tabel/Continued Table 5.4.3

| Tahun<br>Year | Nama Kegiatan              | Lokasi                             | Estimasi Luas |
|---------------|----------------------------|------------------------------------|---------------|
| (1)           | (2)                        | (3)                                | (4)           |
| 2020          | RHL Bibit Produktif        | UPTD KPH Sungai Buaya              | 5,00          |
|               |                            | UPTD KPH Way Terusan               | 5,00          |
|               |                            | UPTD KPH Way Waya<br>Tangkit Tebak | 5             |
|               |                            | UPTD KPH Batuteji                  | 5             |
|               |                            | UPTD KPH Kota Agung<br>Utara       | 5             |
|               |                            | UPTD KPH Pematang<br>Neba          | 5             |
|               |                            | UPTD KPH Gunung<br>Balak           | 5             |
|               |                            | UPTD KPH Gn. Rajabasa              | 7,5           |
|               |                            | UPTD KPH Gedong Wani               | 5             |
|               |                            | UPTD KPH Tahura WAR                | 7,5           |
|               | RHL Bibit Unggul           | UPTD KPH Gunung Balak              | 15            |
|               |                            | UPTD KPH Gn. Rajabasa              | 10            |
|               |                            | UPTD KPH Sungai Buaya              | 140           |
|               |                            | UPTD KPH Kota Agung<br>Utara       | 20            |
|               | RHL Mangrove ; Padat Karya | UPTD KPH Pematang<br>Neba          | 13            |
|               |                            | UPTD KPH Pesawaran                 | 99            |
|               |                            | UPTD KPH Gunung<br>Balak           | 120           |
|               |                            | UPTD KPH Way Pisang                | 120           |
|               |                            | UPTD KPH Tahura WAR                | 46            |
|               |                            | <b>Jumlah Tahun 2020</b>           |               |

Lanjutan Tabel/*Continued Table* 5.4.3

| Tahun<br>Year | Nama Kegiatan | Lokasi                                                        | Estimasi Luas |
|---------------|---------------|---------------------------------------------------------------|---------------|
| (1)           | (2)           | (3)                                                           | (4)           |
| 2021          |               | UPTD KPH Gunung Balak                                         | 212           |
|               |               | UPTD KPH Pesawaran                                            | 35            |
|               |               | UPTD KPH Tahura WAR                                           | 35            |
|               |               | UPTD KPH Batu Serampok                                        | 23            |
|               |               | UPTD KPH Batutegi                                             | 10            |
|               |               | UPTD KPH Kota Agung Utara                                     | 30            |
|               |               | RHL Vegetatif (Murni) UPTD KPH Way Pisang                     | 25            |
|               |               | UPTD KPH Liwa                                                 | 40            |
|               |               | UPTD KPH Pesisir Barat                                        | 45            |
|               |               | UPTD KPH Pematang Neba                                        | 25            |
|               |               | UPTD KPH Way Terusan                                          | 15            |
|               |               | UPTD KPH Bukit Punggur                                        | 25            |
|               |               | Balai Besar TN Bukit Barisan Selatan                          | 30            |
|               |               | UPTD KPH Liwa                                                 | 360           |
|               |               | UPTD KPH Pematang Neba                                        | 150           |
|               |               | RHL Vegetatif Tahun 2020 (Tahun Tanam 2021) UPTD KPH Batutegi | 150           |
|               |               | UPTD KPH Kota Agung Utara                                     | 300           |
|               |               | UPTD KPH Pesawaran                                            | 300           |
|               |               | <b>Jumlah Tahun 2021</b>                                      | <b>1 810</b>  |



Lanjutan Tabel/Continued Table 5.4.3

| Tahun<br>Year                                            | Nama Kegiatan                                      | Lokasi              | Estimasi Luas |
|----------------------------------------------------------|----------------------------------------------------|---------------------|---------------|
| (1)                                                      | (2)                                                | (3)                 | (4)           |
| 2022                                                     | Rehabilitasi Hutan dan Lahan                       | Lampung Barat       | 12,84         |
|                                                          |                                                    | Tanggamus           | 8,54          |
|                                                          |                                                    | Lampung Selatan     | 16,02         |
|                                                          |                                                    | Lampung Timur       | 8,54          |
|                                                          |                                                    | Lampung Tengah      | 12,84         |
|                                                          |                                                    | Lampung Utara       | 8,54          |
|                                                          |                                                    | Way Kanan           | 16,02         |
|                                                          |                                                    | Tulang Bawang       | 16,02         |
|                                                          |                                                    | Pesawaran           | 8,54          |
|                                                          |                                                    | Pringsewu           | 8,54          |
|                                                          |                                                    | Mesuji              | 19,24         |
|                                                          |                                                    | Tulang Bawang Barat | 8,54          |
|                                                          |                                                    | Pesisir Barat       | 16,02         |
|                                                          |                                                    | Lampung Barat       | 4,17          |
|                                                          | Tanggamus                                          | 4,17                |               |
|                                                          | Penhijauan Lingkungan di Luar Kawasan Hutan Negara | Lampung Selatan     | 4,17          |
|                                                          |                                                    | Lampung Timur       | 6,72          |
|                                                          |                                                    | Pringsewu           | 4,17          |
|                                                          | Rehabilitasi Mangrove                              | Pesisir Barat       | 4,17          |
|                                                          |                                                    | Lampung Timur       | 4,00          |
| Pesawaran                                                |                                                    | 3,00                |               |
| CSR Rehabilitasi Mangrove (PT. PELINDO & PT. Bukit Asam) | Pesawaran                                          | 5,00                |               |

Lanjutan Tabel/*Continued Table* 5.4.3

| <b>Tahun<br/>Year</b>             | <b>Nama Kegiatan</b> | <b>Lokasi</b> | <b>Estimasi Luas</b> |
|-----------------------------------|----------------------|---------------|----------------------|
| (1)                               | (2)                  | (3)           | (4)                  |
| 2022                              | CSR RHL PT. Nestle   | Tanggamus     | 1 495,00             |
| <b>Jumlah Tahun 2022</b>          |                      |               | <b>2 090</b>         |
| <b>Jumlah Tahun 2016 s/d 2022</b> |                      |               | <b>23 906</b>        |

Catatan/Note: <sup>1</sup>Sumber Dana APBN/APBN Source of Funds

Sumber/Source: Dinas Kehutanan Provinsi Lampung/Regional Office of Forestry of Lampung Province

**5.5 PETERNAKAN  
LIVESTOCK**

**Tabel** 5.5.1 **Populasi Ternak Menurut Kabupaten/Kota dan Jenis Ternak (ekor) di Provinsi Lampung, 2021 dan 2022**  
*Table* 5.5.1 **Livestock Population by Regency/Municipality and Kind of Livestock (heads) in Lampung Province, 2021 and 2022**

| Kabupaten/Kota<br>Regency/Municipality | Sapi Perah/Dairy Cattle |              | Sapi Potong/Beef Cattle |                |
|----------------------------------------|-------------------------|--------------|-------------------------|----------------|
|                                        | 2021                    | 2022*        | 2021                    | 2022*          |
| (1)                                    | (2)                     | (3)          | (4)                     | (5)            |
| Lampung Barat                          | 10                      | 5            | 7 505                   | 7 606          |
| Tanggamus                              | 38                      | 39           | 6 926                   | 6 951          |
| Lampung Selatan                        | –                       | –            | 152 942                 | 155 101        |
| Lampung Timur                          | –                       | –            | 153 758                 | 161 443        |
| Lampung Tengah                         | 907                     | 929          | 384 902                 | 367 221        |
| Lampung Utara                          | –                       | –            | 32 490                  | 33 141         |
| Way Kanan                              | –                       | –            | 42 328                  | 42 654         |
| Tulang Bawang                          | –                       | –            | 27 219                  | 29 194         |
| Pesawaran                              | –                       | –            | 23 082                  | 23 547         |
| Pringsewu                              | –                       | –            | 16 327                  | 17 581         |
| Mesuji                                 | –                       | –            | 9 875                   | 10 266         |
| Tulang Bawang Barat                    | –                       | –            | 26 644                  | 29 284         |
| Pesisir Barat                          | –                       | –            | 9 892                   | 10 189         |
| Bandar Lampung                         | –                       | –            | 1 346                   | 1 404          |
| Metro                                  | 79                      | 65           | 8 840                   | 10 986         |
| <b>Lampung</b>                         | <b>1 034</b>            | <b>1 038</b> | <b>904 076</b>          | <b>906 568</b> |

Lanjutan Tabel/*Continued Table* 5.5.1

| Kabupaten/Kota<br><i>Regency/Municipality</i> | Kerbau/Buffero |                   | Kuda/Horse |                   |
|-----------------------------------------------|----------------|-------------------|------------|-------------------|
|                                               | 2021           | 2022 <sup>x</sup> | 2021       | 2022 <sup>x</sup> |
| (1)                                           | (6)            | (7)               | (8)        | (9)               |
| Lampung Barat                                 | 375            | 380               | –          | –                 |
| Tanggamus                                     | 2 022          | 2 023             | –          | –                 |
| Lampung Selatan                               | 5 710          | 2 998             | 11         | 11                |
| Lampung Timur                                 | 1 586          | 1 614             | –          | –                 |
| Lampung Tengah                                | 2 218          | 2 330             | –          | –                 |
| Lampung Utara                                 | 1 348          | 1 365             | –          | –                 |
| Way Kanan                                     | 1 029          | 1 039             | –          | –                 |
| Tulang Bawang                                 | 4 684          | 5 106             | –          | –                 |
| Pesawaran                                     | 958            | 1 006             | 3          | 4                 |
| Pringsewu                                     | 1 012          | 1 032             | 44         | 44                |
| Mesuji                                        | 27             | 27                | 6          | 6                 |
| Tulang Bawang Barat                           | 621            | 860               | 2          | 2                 |
| Pesisir Barat                                 | 607            | 622               | –          | –                 |
| Bandar Lampung                                | 14             | 10                | 90         | 50                |
| Metro                                         | 243            | 250               | 7          | 7                 |
| <b>Lampung</b>                                | <b>22 454</b>  | <b>20 662</b>     | <b>163</b> | <b>124</b>        |

Lanjutan Tabel/*Continued Table 5.5.1*

| Kabupaten/Kota<br><i>Regency/Municipality</i> | Kambing/Goat     |                   | Domba/Sheep   |                   | Babi/Pig      |                   |
|-----------------------------------------------|------------------|-------------------|---------------|-------------------|---------------|-------------------|
|                                               | 2021             | 2022 <sup>x</sup> | 2021          | 2022 <sup>x</sup> | 2021          | 2022 <sup>x</sup> |
| (1)                                           | (10)             | (11)              | (12)          | (13)              | (14)          | (15)              |
| Lampung Barat                                 | 80 611           | 80 722            | 6 453         | 6 498             | –             | –                 |
| Tanggamus                                     | 188 960          | 190 096           | 8 050         | 8 109             | –             | –                 |
| Lampung Selatan                               | 377 449          | 377 449           | 15 791        | 15 941            | 1 131         | 1 143             |
| Lampung Timur                                 | 168 528          | 175 126           | 8 573         | 10 910            | 9 011         | 9 036             |
| Lampung Tengah                                | 278 078          | 291 984           | 12 892        | 13 538            | 15 329        | 16 094            |
| Lampung Utara                                 | 82 849           | 84 505            | 2 525         | 2 576             | 775           | 790               |
| Way Kanan                                     | 52 789           | 52 894            | 1 763         | 1 784             | 7 535         | 7 583             |
| Tulang Bawang                                 | 115 537          | 125 935           | –             | –                 | 2 843         | 2 143             |
| Pesawaran                                     | 54 205           | 55 312            | 5 439         | 5 839             | –             | –                 |
| Pringsewu                                     | 56 649           | 68 100            | 21 339        | 25 030            | 449           | 460               |
| Mesuji                                        | 43 769           | 44 645            | 509           | 519               | 1 070         | 1 091             |
| Tulang Bawang Barat                           | 89 864           | 103 365           | 1 010         | 1 758             | 1 258         | 1 201             |
| Pesisir Barat                                 | 7 357            | 7 503             | 1 050         | 1 072             | 802           | 819               |
| Bandar Lampung                                | 3 064            | 3 125             | 352           | 360               | –             | –                 |
| Metro                                         | 11 638           | 10 325            | 3 567         | 3 638             | 10            | 15                |
| <b>Lampung</b>                                | <b>1 611 347</b> | <b>1 671 086</b>  | <b>89 313</b> | <b>97 572</b>     | <b>40 213</b> | <b>40 375</b>     |

Sumber/*Source*: Kementerian Pertanian (Direktorat Jenderal Peternakan dan Kesehatan Hewan)/*Ministry of Agriculture (Directorate General of Livestock and Animal Health Service)*

**Tabel**  
**Table** 5.5.2**Populasi Unggas Menurut Kabupaten/Kota dan Jenis Unggas (ekor) di Provinsi Lampung, 2021 dan 2022**  
**Poultry Population by Regency/Municipality and Kind of Poultry (heads) in Lampung Province, 2021 and 2022**

| Kabupaten/Kota<br>Regency/Municipality | Ayam Kampung<br>Native Chicken |                   | Ayam Petelur<br>Layer |                   |
|----------------------------------------|--------------------------------|-------------------|-----------------------|-------------------|
|                                        | 2021                           | 2022*             | 2021                  | 2022*             |
| (1)                                    | (2)                            | (3)               | (4)                   | (5)               |
| Lampung Barat                          | 2 301 003                      | 2 319 673         | ...                   | ...               |
| Tanggamus                              | 354 915                        | 358 059           | ...                   | ...               |
| Lampung Selatan                        | 3 773 549                      | 3 801 421         | ...                   | ...               |
| Lampung Timur                          | 1 868 169                      | 1 869 758         | ...                   | ...               |
| Lampung Tengah                         | 1 033 369                      | 1 085 038         | ...                   | ...               |
| Lampung Utara                          | 434 930                        | 443 630           | ...                   | ...               |
| Way Kanan                              | 2 305 199                      | 2 392 797         | ...                   | ...               |
| Tulang Bawang                          | 435 141                        | 456 898           | ...                   | ...               |
| Pesawaran                              | 211 567                        | 215 797           | ...                   | ...               |
| Pringsewu                              | 343 370                        | 362 624           | ...                   | ...               |
| Mesuji                                 | 230 005                        | 234 606           | ...                   | ...               |
| Tulang Bawang Barat                    | 378 380                        | 402 973           | ...                   | ...               |
| Pesisir Barat                          | 71 224                         | 72 648            | ...                   | ...               |
| Bandar Lampung                         | 28 784                         | 29 000            | ...                   | ...               |
| Metro                                  | 98 755                         | 100 050           | ...                   | ...               |
| <b>Lampung</b>                         | <b>13 868 360</b>              | <b>14 144 972</b> | <b>14 827 441</b>     | <b>14 501 073</b> |

Lanjutan Tabel/Continued Table 5.5.2

| Kabupaten/Kota<br>Regency/Municipality | Ayam Pedaging<br>Broiler |                    | Itik dan Itik Manila<br>Duck |                  |
|----------------------------------------|--------------------------|--------------------|------------------------------|------------------|
|                                        | 2021                     | 2022*              | 2021                         | 2022*            |
| (1)                                    | (6)                      | (7)                | (8)                          | (9)              |
| Lampung Barat                          | ...                      | ...                | 72 465                       | 73 003           |
| Tanggamus                              | ...                      | ...                | 37 798                       | 38 112           |
| Lampung Selatan                        | ...                      | ...                | 238 898                      | 241 287          |
| Lampung Timur                          | ...                      | ...                | 176 945                      | 183 072          |
| Lampung Tengah                         | ...                      | ...                | 79 787                       | 83 789           |
| Lampung Utara                          | ...                      | ...                | 18 118                       | 18 480           |
| Way Kanan                              | ...                      | ...                | 29 422                       | 29 590           |
| Tulang Bawang                          | ...                      | ...                | 64 930                       | 66 878           |
| Pesawaran                              | ...                      | ...                | 33 981                       | 34 178           |
| Pringsewu                              | ...                      | ...                | 220 202                      | 263 753          |
| Mesuji                                 | ...                      | ...                | 11 999                       | 12 239           |
| Tulang Bawang Barat                    | ...                      | ...                | 3 527                        | 10 851           |
| Pesisir Barat                          | ...                      | ...                | 22 126                       | 22 781           |
| Bandar Lampung                         | ...                      | ...                | 2 452                        | –                |
| Metro                                  | ...                      | ...                | 15 842                       | 16 159           |
| <b>Lampung</b>                         | <b>84 286 013</b>        | <b>103 657 519</b> | <b>1 028 492</b>             | <b>1 094 172</b> |

Sumber/Source: Kementerian Pertanian (Direktorat Jenderal Peternakan dan Kesehatan Hewan)/Ministry of Agriculture (Directorate General of Livestock and Animal Health Service)

**Tabel**  
**Table** 5.5.3**Produksi Daging Ternak Menurut Kabupaten/Kota dan Jenis Ternak (kg) di Provinsi Lampung, 2021 dan 2022**  
**Meat Production by Regency/Municipality and Kind of Livestock (kg) in Lampung Province, 2021 and 2022**

| Kabupaten/Kota<br>Regency/Municipality | Sapi/Beef Cattle  |                   | Kerbau/Buffalo |                |
|----------------------------------------|-------------------|-------------------|----------------|----------------|
|                                        | 2021              | 2022*             | 2021           | 2022*          |
| (1)                                    | (2)               | (3)               | (4)            | (5)            |
| Lampung Barat                          | 228 948           | 133 110           | 2 920          | 2 556          |
| Tanggamus                              | 222 414           | 279 530           | 6 882          | 9 063          |
| Lampung Selatan                        | 1 621 274         | 1 730 424         | 16 059         | 465            |
| Lampung Timur                          | 1 331 096         | 1 269 139         | 4 588          | 2 092          |
| Lampung Tengah                         | 3 732 392         | 9 194 724         | 4 588          | 3 021          |
| Lampung Utara                          | 1 847 319         | 1 442 764         | 84 047         | 4 416          |
| Way Kanan                              | 1 622 727         | 1 633 859         | 2 294          | 2 556          |
| Tulang Bawang                          | 238 387           | 1 197 986         | 834            | 116 431        |
| Pesawaran                              | 267 187           | 292 599           | 1 251          | 930            |
| Pringsewu                              | 825 279           | 809 306           | 1 668          | 4 880          |
| Mesuji                                 | 139 160           | 174 737           | 417            | 465            |
| Tulang Bawang Barat                    | 222 414           | 729 440           | 3 754          | 15 106         |
| Pesisir Barat                          | 186 353           | 143 758           | 6 882          | 11 620         |
| Bandar Lampung                         | 1 544 674         | 1 331 406         | 10 428         | 9 993          |
| Metro                                  | 298 649           | 813 420           | 209            | 465            |
| <b>Lampung</b>                         | <b>14 328 274</b> | <b>21 176 203</b> | <b>146 822</b> | <b>184 058</b> |



Lanjutan Tabel/Continued Table 5.5.3

| Kabupaten/Kota<br>Regency/Municipality | Kuda/Horse |          | Kambing/Goat     |                  |
|----------------------------------------|------------|----------|------------------|------------------|
|                                        | 2021       | 2022*    | 2021             | 2022*            |
| (1)                                    | (6)        | (7)      | (8)              | (9)              |
| Lampung Barat                          | –          | –        | 46 819           | 33 206           |
| Tanggamus                              | –          | –        | 79 868           | 57 886           |
| Lampung Selatan                        | –          | –        | 495 731          | 377 312          |
| Lampung Timur                          | –          | –        | 476 453          | 453 907          |
| Lampung Tengah                         | –          | –        | 282 299          | 2 267 462        |
| Lampung Utara                          | –          | –        | 293 001          | 128 094          |
| Way Kanan                              | –          | –        | 304 709          | 245 423          |
| Tulang Bawang                          | –          | –        | 14 054           | 209 041          |
| Pesawaran                              | –          | –        | 56 435           | 48 854           |
| Pringsewu                              | –          | –        | 139 906          | 135 266          |
| Mesuji                                 | –          | –        | 164 583          | 132 623          |
| Tulang Bawang Barat                    | –          | –        | 165 244          | 186 335          |
| Pesisir Barat                          | –          | –        | 22 033           | 18 469           |
| Bandar Lampung                         | –          | –        | 137 703          | 95 748           |
| Metro                                  | –          | –        | 24 299           | 58 291           |
| <b>Lampung</b>                         | <b>–</b>   | <b>–</b> | <b>2 703 136</b> | <b>4 447 917</b> |

Lanjutan Tabel/*Continued Table 5.5.3*

| Kabupaten/Kota<br><i>Regency/Municipality</i> | Domba/Sheep    |                   | Babi/Pig       |                   |
|-----------------------------------------------|----------------|-------------------|----------------|-------------------|
|                                               | 2021           | 2022 <sup>x</sup> | 2021           | 2022 <sup>x</sup> |
| (1)                                           | (10)           | (11)              | (12)           | (13)              |
| Lampung Barat                                 | 235            | 230               | –              | –                 |
| Tanggamus                                     | 1 076          | 1 608             | –              | –                 |
| Lampung Selatan                               | 58 866         | 57 087            | –              | 22 981            |
| Lampung Timur                                 | 594            | 868               | –              | –                 |
| Lampung Tengah                                | 493            | 15 902            | 106 288        | 507 195           |
| Lampung Utara                                 | 12 480         | 2 387             | 58 660         | 113 987           |
| Way Kanan                                     | 3 453          | 3 931             | 81 698         | 164 545           |
| Tulang Bawang                                 | –              | –                 | 5 630          | 52 052            |
| Pesawaran                                     | 964            | 1 034             | –              | –                 |
| Pringsewu                                     | 27 919         | 38 530            | 15 800         | 35 621            |
| Mesuji                                        | 1 222          | 1 391             | 16 546         | 39 757            |
| Tulang Bawang Barat                           | 493            | 10 184            | 689            | –                 |
| Pesisir Barat                                 | 4 519          | 8 359             | 18 385         | 43 549            |
| Bandar Lampung                                | 785            | 1 136             | 74 689         | –                 |
| Metro                                         | 2 512          | 13 758            | 7 929          | 17 236            |
| <b>Lampung</b>                                | <b>115 612</b> | <b>156 404</b>    | <b>386 314</b> | <b>996 924</b>    |

Sumber/*Source*: Kementerian Pertanian (Direktorat Jenderal Peternakan dan Kesehatan Hewan)/*Ministry of Agriculture (Directorate General of Livestock and Animal Health Service)*

**Tabel**  
**Table** 5.5.4

**Produksi Daging Unggas Menurut Kabupaten/Kota dan Jenis Unggas (kg), 2021 dan 2022**  
**Poultry Meat Production by Regency/Municipality and Kind of Poultry (kg), 2021 and 2022**

| Kabupaten/Kota<br>Regency/Municipality | Ayam Kampung<br>Native Chicken |                   | Ayam Petelur<br>Layer |                   |
|----------------------------------------|--------------------------------|-------------------|-----------------------|-------------------|
|                                        | 2021                           | 2022 <sup>x</sup> | 2021                  | 2022 <sup>x</sup> |
| (1)                                    | (2)                            | (3)               | (4)                   | (5)               |
| Lampung Barat                          | 2 480 481                      | 2 500 607         | 19 607                | 14 292            |
| Tanggamas                              | 382 598                        | 385 988           | 207 824               | 227 540           |
| Lampung Selatan                        | 4 067 886                      | 4 097 932         | 2 677 314             | 2 929 531         |
| Lampung Timur                          | 2 013 886                      | 2 015 599         | 1 563 767             | 1 769 528         |
| Lampung Tengah                         | 1 113 972                      | 1 169 671         | 2 127 935             | 2 446 304         |
| Lampung Utara                          | 468 855                        | 478 233           | 508 046               | 567 370           |
| Way Kanan                              | 2 485 005                      | 2 579 435         | 296 144               | 329 293           |
| Tulang Bawang                          | 469 082                        | 492 536           | 38 182                | 41 804            |
| Pesawaran                              | 228 069                        | 232 629           | 486 976               | 544 051           |
| Pringsewu                              | 370 153                        | 390 909           | 869 966               | 960 239           |
| Mesuji                                 | 247 945                        | 252 905           | 26 462                | 29 551            |
| Tulang Bawang Barat                    | 407 894                        | 434 405           | 60 645                | 83 846            |
| Pesisir Barat                          | 76 780                         | 78 314            | 2 176                 | 2 144             |
| Bandar Lampung                         | 31 029                         | 31 262            | –                     | –                 |
| Metro                                  | 106 458                        | 107 854           | 11 422                | 14 292            |
| <b>Nama Provinsi</b>                   | <b>14 950 094</b>              | <b>15 248 279</b> | <b>8 896 465</b>      | <b>9 959 786</b>  |

Lanjutan Tabel/*Continued Table 5.5.4*

| Kabupaten/Kota<br><i>Regency/Municipality</i> | Ayam Pedaging<br><i>Broiler</i> |                    | Itik<br><i>Duck</i> |                   |
|-----------------------------------------------|---------------------------------|--------------------|---------------------|-------------------|
|                                               | 2021                            | 2022 <sup>x</sup>  | 2021                | 2022 <sup>x</sup> |
| (1)                                           | (6)                             | (7)                | (8)                 | (9)               |
| Lampung Barat                                 | ...                             | ...                | 45 553              | 45 899            |
| Tanggamus                                     | ...                             | ...                | 23 818              | 24 015            |
| Lampung Selatan                               | ...                             | ...                | 149 789             | 151 287           |
| Lampung Timur                                 | ...                             | ...                | 113 173             | 117 128           |
| Lampung Tengah                                | ...                             | ...                | 50 026              | 52 535            |
| Lampung Utara                                 | ...                             | ...                | 11 684              | 11 918            |
| Way Kanan                                     | ...                             | ...                | 18 447              | 18 553            |
| Tulang Bawang                                 | ...                             | ...                | 42 098              | 43 361            |
| Pesawaran                                     | ...                             | ...                | 21 409              | 21 533            |
| Pringsewu                                     | ...                             | ...                | 139 111             | 166 638           |
| Mesuji                                        | ...                             | ...                | 7 523               | 7 673             |
| Tulang Bawang Barat                           | ...                             | ...                | 2 211               | 6 804             |
| Pesisir Barat                                 | ...                             | ...                | 13 991              | 14 411            |
| Bandar Lampung                                | ...                             | ...                | 1 537               | –                 |
| Metro                                         | ...                             | ...                | 10 055              | 10 257            |
| <b>Lampung</b>                                | <b>92 935 444</b>               | <b>123 197 570</b> | <b>650 426</b>      | <b>692 013</b>    |

Sumber/*Source*: Kementerian Pertanian (Direktorat Jenderal Peternakan dan Kesehatan Hewan)/*Ministry of Agriculture (Directorate General of Livestock and Animal Health Service)*

**Tabel**  
**Table** 5.5.5

**Produksi Telur Unggas dan Susu Sapi Menurut Kabupaten/Kota (kg) di Provinsi Lampung, 2021 dan 2022**  
**Production of Poultry Eggs and Cow Milk by Regency/ Municipality (kg) in Lampung Province, 2021 and 2022**

| Kabupaten/Kota<br>Regency/Municipality | Ayam Kampung<br>Native Chicken |                   | Ayam Petelur<br>Layer |                    |
|----------------------------------------|--------------------------------|-------------------|-----------------------|--------------------|
|                                        | 2021                           | 2022 <sup>x</sup> | 2021                  | 2022 <sup>x</sup>  |
| (1)                                    | (2)                            | (3)               | (4)                   | (5)                |
| Lampung Barat                          | 9 302 403                      | 9 377 881         | ...                   | ...                |
| Tanggamus                              | 1 434 836                      | 1 447 547         | ...                   | ...                |
| Lampung Selatan                        | 15 255 553                     | 15 368 233        | ...                   | ...                |
| Lampung Timur                          | 7 552 559                      | 7 558 983         | ...                   | ...                |
| Lampung Tengah                         | 4 177 663                      | 4 386 548         | ...                   | ...                |
| Lampung Utara                          | 1 758 318                      | 1 793 490         | ...                   | ...                |
| Way Kanan                              | 9 319 366                      | 9 673 504         | ...                   | ...                |
| Tulang Bawang                          | 1 759 171                      | 1 847 129         | ...                   | ...                |
| Pesawaran                              | 855 315                        | 872 415           | ...                   | ...                |
| Pringsewu                              | 1 388 163                      | 1 466 002         | ...                   | ...                |
| Mesuji                                 | 929 855                        | 948 456           | ...                   | ...                |
| Tulang Bawang Barat                    | 1 529 700                      | 1 629 123         | ...                   | ...                |
| Pesisir Barat                          | 287 942                        | 293 698           | ...                   | ...                |
| Bandar Lampung                         | 116 367                        | 117 240           | ...                   | ...                |
| Metro                                  | 399 243                        | 404 478           | ...                   | ...                |
| <b>Lampung</b>                         | <b>56 066 451</b>              | <b>57 184 727</b> | <b>197 993 171</b>    | <b>213 206 306</b> |

Lanjutan Tabel/*Continued Table 5.5.5*

| Kabupaten/Kota<br><i>Regency/Municipality</i> | Itik/<br><i>Duck</i> |                   | Sapi Perah<br><i>Dairy Cattle</i> |                   |
|-----------------------------------------------|----------------------|-------------------|-----------------------------------|-------------------|
|                                               | 2021                 | 2022 <sup>x</sup> | 2021                              | 2022 <sup>x</sup> |
| (1)                                           | (6)                  | (7)               | (8)                               | (9)               |
| Lampung Barat                                 | 571 690              | 575 363           | 16 935                            | 8 467             |
| Tanggamus                                     | 293 795              | 296 311           | 64 351                            | 66 045            |
| Lampung Selatan                               | 1 914 307            | 1 933 450         | –                                 | –                 |
| Lampung Timur                                 | 1 247 508            | 1 287 881         | –                                 | –                 |
| Lampung Tengah                                | 639 339              | 671 407           | 1 535 966                         | 1 573 222         |
| Lampung Utara                                 | 120 356              | 122 760           | –                                 | –                 |
| Way Kanan                                     | 235 761              | 237 107           | –                                 | –                 |
| Tulang Bawang                                 | 414 264              | 426 692           | –                                 | –                 |
| Pesawaran                                     | 264 430              | 265 875           | –                                 | –                 |
| Pringsewu                                     | 1 684 629            | 2 016 755         | –                                 | –                 |
| Mesuji                                        | 96 149               | 98 072            | –                                 | –                 |
| Tulang Bawang Barat                           | 28 262               | 86 950            | –                                 | –                 |
| Pesisir Barat                                 | 168 340              | 172 875           | –                                 | –                 |
| Bandar Lampung                                | 19 648               | –                 | –                                 | –                 |
| Metro                                         | 117 603              | 119 956           | 133 783                           | 110 075           |
| <b>Lampung</b>                                | <b>7 816 081</b>     | <b>8 311 455</b>  | <b>1 751 035</b>                  | <b>1 757 809</b>  |

Sumber/*Source*: Kementerian Pertanian (Direktorat Jenderal Peternakan dan Kesehatan Hewan)/*Ministry of Agriculture (Directorate General of Livestock and Animal Health Service)*

**5.6 PERIKANAN  
FISHERY**

**Tabel 5.6.1** **Produksi dan Nilai Produksi Perikanan Tangkap Menurut Kabupaten/Kota dan Jenis Penangkapan di Provinsi Lampung, 2021**  
*Production and Production Value of Fish Capture by Regency/Municipality and Type of Captures in Lampung Province, 2021*

| Kabupaten/Kota<br>Regency/Municipality | Perikanan Tangkap di Laut<br>Marine Capture Fisheries |                            | Perikanan Perairan<br>Umum Daratan<br>Inland Open Water<br>Capture Fisheries |                            |
|----------------------------------------|-------------------------------------------------------|----------------------------|------------------------------------------------------------------------------|----------------------------|
|                                        | Volume<br>Volume<br>(Ton)                             | Nilai<br>Value<br>(000 Rp) | Volume<br>Volume<br>(Ton)                                                    | Nilai<br>Value<br>(000 Rp) |
| (1)                                    | (2)                                                   | (3)                        | (4)                                                                          | (5)                        |
| Lampung Barat                          | —                                                     | —                          | 586                                                                          | 21 973 850                 |
| Tanggamus                              | 26 191                                                | 885 029 258                | 603                                                                          | 11 931 810                 |
| Lampung Selatan                        | 30 255                                                | 688 514 793                | —                                                                            | —                          |
| Lampung Timur                          | 43 391                                                | 1 321 902 427              | 754                                                                          | 18 511 526                 |
| Lampung Tengah                         | 1 913                                                 | 42 909 837                 | 1 923                                                                        | 55 263 415                 |
| Lampung Utara                          | —                                                     | —                          | —                                                                            | —                          |
| Way Kanan                              | —                                                     | —                          | 201                                                                          | 29 005 626                 |
| Tulang Bawang                          | 24 437                                                | 728 328 343                | 929                                                                          | 24 698 885                 |
| Pesawaran                              | 165                                                   | 7 390 110                  | —                                                                            | —                          |
| Pringsewu                              | —                                                     | —                          | 62                                                                           | 2 290 645                  |
| Mesuji                                 | 2 788                                                 | 145 382 235                | 985                                                                          | 30 860 178                 |
| Tulang Bawang Barat                    | —                                                     | —                          | 262                                                                          | 5 779 463                  |
| Pesisir Barat                          | 17                                                    | 968 085                    | 89                                                                           | 3 500 165                  |
| Bandar Lampung                         | 2 890                                                 | 110 850 303                | —                                                                            | —                          |
| Metro                                  | —                                                     | —                          | 12                                                                           | 316 645                    |
| <b>Lampung</b>                         | <b>132 047</b>                                        | <b>3 931 275 391</b>       | <b>6 406</b>                                                                 | <b>204 132 208</b>         |

Lanjutan Tabel/*Continued Table 5.6.1*

| Kabupaten/Kota<br><i>Regency/Municipality</i> | Perikanan Tangkap<br><i>Fish Capture</i> |                                   |
|-----------------------------------------------|------------------------------------------|-----------------------------------|
|                                               | Volume<br><i>Volume</i><br>(Ton)         | Nilai<br><i>Value</i><br>(000 Rp) |
| (1)                                           | (6)                                      | (7)                               |
| Lampung Barat                                 | 586                                      | 21 973 850                        |
| Tanggamus                                     | 26 794                                   | 896 961 068                       |
| Lampung Selatan                               | 30 255                                   | 688 514 793                       |
| Lampung Timur                                 | 44 145                                   | 1 340 413 953                     |
| Lampung Tengah                                | 3 836                                    | 98 173 252                        |
| Lampung Utara                                 | –                                        | –                                 |
| Way Kanan                                     | 201                                      | 29 005 626                        |
| Tulang Bawang                                 | 25 366                                   | 753 027 228                       |
| Pesawaran                                     | 165                                      | 7 390 110                         |
| Pringsewu                                     | 62                                       | 2 290 645                         |
| Mesuji                                        | 3 773                                    | 176 242 413                       |
| Tulang Bawang Barat                           | 262                                      | 5 779 463                         |
| Pesisir Barat                                 | 106                                      | 4 468 250                         |
| Bandar Lampung                                | 2 890                                    | 110 850 303                       |
| Metro                                         | 12                                       | 316 645                           |
| <b>Lampung</b>                                | <b>138 453</b>                           | <b>4 135 407 599</b>              |

Sumber/*Source*: Kementerian Kelautan dan Perikanan, Database Validasi Nasional Satu Data Kelautan dan Perikanan/*Ministry of Marine Affairs and Fisheries Republic of Indonesia, National Validation Database for One Data of Maritime and Fisheries*



**Tabel**  
**Table** 5.6.2

**Produksi dan Nilai Produksi Perikanan Tangkap di Laut Menurut Kabupaten/Kota dan Komoditas Utama di Provinsi Lampung, 2021**  
*Production and Production Value of Marine Capture Fisheries by Regency/Municipality and Main Commodity in Lampung Province, 2021*

| Kabupaten/Kota<br>Regency/Municipality | Perikanan Tangkap di Laut<br>Marine Capture Fisheries |                            |                                |                            |
|----------------------------------------|-------------------------------------------------------|----------------------------|--------------------------------|----------------------------|
|                                        | Cakalang<br>Skipjack Tuna                             |                            | Tongkol<br>Eastern Little Tuna |                            |
|                                        | Volume<br>Volume<br>(Ton)                             | Nilai<br>Value<br>(000 Rp) | Volume<br>Volume<br>(Ton)      | Nilai<br>Value<br>(000 Rp) |
| (1)                                    | (2)                                                   | (3)                        | (4)                            | (5)                        |
| Lampung Barat                          | –                                                     | –                          | –                              | –                          |
| Tanggamus                              | 3                                                     | 81 990                     | 5 535                          | 109 051 673                |
| Lampung Selatan                        | –                                                     | –                          | 1 920                          | 36 760 164                 |
| Lampung Timur                          | –                                                     | –                          | 1 918                          | 38 370 080                 |
| Lampung Tengah                         | –                                                     | –                          | –                              | –                          |
| Lampung Utara                          | –                                                     | –                          | –                              | –                          |
| Way Kanan                              | –                                                     | –                          | –                              | –                          |
| Tulang Bawang                          | –                                                     | –                          | –                              | –                          |
| Pesawaran                              | –                                                     | –                          | 2                              | 59 850                     |
| Pringsewu                              | –                                                     | –                          | –                              | –                          |
| Mesuji                                 | –                                                     | –                          | –                              | –                          |
| Tulang Bawang Barat                    | –                                                     | –                          | –                              | –                          |
| Pesisir Barat                          | –                                                     | –                          | 2                              | 55 860                     |
| Bandar Lampung                         | –                                                     | –                          | 225                            | 5 724 508                  |
| Metro                                  | –                                                     | –                          | –                              | –                          |
| <b>Lampung</b>                         | <b>3</b>                                              | <b>81 990</b>              | <b>9 602</b>                   | <b>190 022 135</b>         |

Lanjutan Tabel/*Continued Table* 5.6.2

| Kabupaten/Kota<br><i>Regency/Municipality</i> | Perikanan Tangkap di Laut<br><i>Marine Capture Fisheries</i> |                                   |                                  |                                   |
|-----------------------------------------------|--------------------------------------------------------------|-----------------------------------|----------------------------------|-----------------------------------|
|                                               | Tuna<br><i>Tuna</i>                                          |                                   | Udang<br><i>Shrimp</i>           |                                   |
|                                               | Volume<br><i>Volume</i><br>(Ton)                             | Nilai<br><i>Value</i><br>(000 Rp) | Volume<br><i>Volume</i><br>(Ton) | Nilai<br><i>Value</i><br>(000 Rp) |
| (1)                                           | (6)                                                          | (7)                               | (8)                              | (9)                               |
| Lampung Barat                                 | –                                                            | –                                 | –                                | –                                 |
| Tanggamus                                     | –                                                            | –                                 | 104                              | 5 200 000                         |
| Lampung Selatan                               | –                                                            | –                                 | 815                              | 39 597 060                        |
| Lampung Timur                                 | –                                                            | –                                 | –                                | –                                 |
| Lampung Tengah                                | –                                                            | –                                 | 15                               | 616 320                           |
| Lampung Utara                                 | –                                                            | –                                 | –                                | –                                 |
| Way Kanan                                     | –                                                            | –                                 | –                                | –                                 |
| Tulang Bawang                                 | –                                                            | –                                 | 2 037                            | 86 919 575                        |
| Pesawaran                                     | 2                                                            | 84 000                            | –                                | –                                 |
| Pringsewu                                     | –                                                            | –                                 | –                                | –                                 |
| Mesuji                                        | –                                                            | –                                 | 154                              | 13 842 720                        |
| Tulang Bawang Barat                           | –                                                            | –                                 | –                                | –                                 |
| Pesisir Barat                                 | 7                                                            | 508 410                           | –                                | –                                 |
| Bandar Lampung                                | –                                                            | –                                 | 60                               | 3 420 150                         |
| Metro                                         | –                                                            | –                                 | –                                | –                                 |
| <b>Lampung</b>                                | <b>9</b>                                                     | <b>592 410</b>                    | <b>3 185</b>                     | <b>149 595 825</b>                |

Lanjutan Tabel/Continued Table 5.6.2

| Kabupaten/Kota<br>Regency/Municipality | Perikanan Tangkap di Laut<br>Marine Capture Fisheries |                            |                                   |                            |
|----------------------------------------|-------------------------------------------------------|----------------------------|-----------------------------------|----------------------------|
|                                        | Lainnya<br>Others                                     |                            | Tangkap di Laut<br>Marine Capture |                            |
|                                        | Volume<br>Volume<br>(Ton)                             | Nilai<br>Value<br>(000 Rp) | Volume<br>Volume<br>(Ton)         | Nilai<br>Value<br>(000 Rp) |
| (1)                                    | (10)                                                  | (11)                       | (12)                              | (13)                       |
| Lampung Barat                          | –                                                     | –                          | –                                 | –                          |
| Tanggamus                              | 20 549                                                | 770 695 595                | 26 191                            | 885 029 258                |
| Lampung Selatan                        | 27 520                                                | 612 157 569                | 30 255                            | 688 514 793                |
| Lampung Timur                          | 41 473                                                | 1 283 532 347              | 43 391                            | 1 321 902 427              |
| Lampung Tengah                         | 1 898                                                 | 42 293 517                 | 1 913                             | 42 909 837                 |
| Lampung Utara                          | –                                                     | –                          | –                                 | –                          |
| Way Kanan                              | –                                                     | –                          | –                                 | –                          |
| Tulang Bawang                          | 22 400                                                | 641 408 768                | 24 437                            | 728 328 343                |
| Pesawaran                              | 161                                                   | 7 246 260                  | 165                               | 7 390 110                  |
| Pringsewu                              | –                                                     | –                          | –                                 | –                          |
| Mesuji                                 | 2 634                                                 | 131 539 515                | 2 788                             | 145 382 235                |
| Tulang Bawang Barat                    | –                                                     | –                          | –                                 | –                          |
| Pesisir Barat                          | 8                                                     | 403 815                    | 17                                | 968 085                    |
| Bandar Lampung                         | 2 605                                                 | 101 705 645                | 2 890                             | 110 850 303                |
| Metro                                  | –                                                     | –                          | –                                 | –                          |
| <b>Lampung</b>                         | <b>119 248</b>                                        | <b>3 590 983 031</b>       | <b>132 047</b>                    | <b>3 931 275 391</b>       |

Sumber/Source: Kementerian Kelautan dan Perikanan, Database Validasi Nasional Satu Data Kelautan dan Perikanan/Ministry of Marine Affairs and Fisheries Republic of Indonesia, National Validation Database for One Data of Maritime and Fisherie

**Tabel**  
**Table** 5.6.3

**Produksi dan Nilai Produksi Perikanan Tangkap di  
Perairan Umum Menurut Kabupaten/Kota dan Komoditas  
Utama di Provinsi Lampung, 2021**  
*Production and Production Value of Inland Open Water  
Capture Fisheries by Regency/Municipality and Main  
Commodity in Lampung Province, 2021*

| Kabupaten/Kota<br><i>Regency/Municipality</i> | Perikanan Perairan Umum Daratan<br><i>Inland Open Water Capture Fisheries</i> |                                   |                                  |                                   |
|-----------------------------------------------|-------------------------------------------------------------------------------|-----------------------------------|----------------------------------|-----------------------------------|
|                                               | Udang<br><i>Shrimp</i>                                                        |                                   | Ikan<br><i>Fish</i>              |                                   |
|                                               | Volume<br><i>Volume</i><br>(Ton)                                              | Nilai<br><i>Value</i><br>(000 Rp) | Volume<br><i>Volume</i><br>(Ton) | Nilai<br><i>Value</i><br>(000 Rp) |
| (1)                                           | (2)                                                                           | (3)                               | (4)                              | (5)                               |
| Lampung Barat                                 | –                                                                             | –                                 | 586                              | 21 973 850                        |
| Tanggamus                                     | –                                                                             | –                                 | 603                              | 11 931 810                        |
| Lampung Selatan                               | –                                                                             | –                                 | –                                | –                                 |
| Lampung Timur                                 | –                                                                             | –                                 | 754                              | 18 511 526                        |
| Lampung Tengah                                | 67                                                                            | 5 371 520                         | 1 856                            | 49 891 895                        |
| Lampung Utara                                 | –                                                                             | –                                 | –                                | –                                 |
| Way Kanan                                     | –                                                                             | –                                 | 201                              | 29 005 626                        |
| Tulang Bawang                                 | 13                                                                            | 444 220                           | 916                              | 24 254 665                        |
| Pesawaran                                     | –                                                                             | –                                 | –                                | –                                 |
| Pringsewu                                     | –                                                                             | –                                 | 62                               | 2 290 645                         |
| Mesuji                                        | 208                                                                           | 10 919 270                        | 777                              | 19 940 908                        |
| Tulang Bawang Barat                           | –                                                                             | –                                 | 262                              | 5 779 463                         |
| Pesisir Barat                                 | –                                                                             | –                                 | 89                               | 3 500 165                         |
| Bandar Lampung                                | –                                                                             | –                                 | –                                | –                                 |
| Metro                                         | –                                                                             | –                                 | 12                               | 316 645                           |
| <b>Lampung</b>                                | <b>288</b>                                                                    | <b>16 735 010</b>                 | <b>6 118</b>                     | <b>187 397 198</b>                |

Lanjutan Tabel/Continued Table 5.6.3

| Kabupaten/Kota<br>Regency/Municipality | Perikanan Perairan Umum Daratan<br>Inland Open Water Capture Fisheries |                            |                                                       |                            |
|----------------------------------------|------------------------------------------------------------------------|----------------------------|-------------------------------------------------------|----------------------------|
|                                        | Lainnya<br>Others                                                      |                            | Tangkap di Perairan Umum<br>Inland Open Water Capture |                            |
|                                        | Volume<br>Volume<br>(Ton)                                              | Nilai<br>Value<br>(000 Rp) | Volume<br>Volume<br>(Ton)                             | Nilai<br>Value<br>(000 Rp) |
| (1)                                    | (6)                                                                    | (7)                        | (8)                                                   | (9)                        |
| Lampung Barat                          | –                                                                      | –                          | 586                                                   | 21 973 850                 |
| Tanggamus                              | –                                                                      | –                          | 603                                                   | 11 931 810                 |
| Lampung Selatan                        | –                                                                      | –                          | –                                                     | –                          |
| Lampung Timur                          | –                                                                      | –                          | 754                                                   | 18 511 526                 |
| Lampung Tengah                         | –                                                                      | –                          | 1 923                                                 | 55 263 415                 |
| Lampung Utara                          | –                                                                      | –                          | –                                                     | –                          |
| Way Kanan                              | –                                                                      | –                          | 201                                                   | 29 005 626                 |
| Tulang Bawang                          | –                                                                      | –                          | 929                                                   | 24 698 885                 |
| Pesawaran                              | –                                                                      | –                          | –                                                     | –                          |
| Pringsewu                              | –                                                                      | –                          | 62                                                    | 2 290 645                  |
| Mesuji                                 | –                                                                      | –                          | 985                                                   | 30 860 178                 |
| Tulang Bawang Barat                    | –                                                                      | –                          | 262                                                   | 5 779 463                  |
| Pesisir Barat                          | –                                                                      | –                          | 89                                                    | 3 500 165                  |
| Bandar Lampung                         | –                                                                      | –                          | –                                                     | –                          |
| Metro                                  | –                                                                      | –                          | 12                                                    | 316 645                    |
| <b>Lampung</b>                         | <b>–</b>                                                               | <b>–</b>                   | <b>6 406</b>                                          | <b>204 132 208</b>         |

Sumber/Source: Kementerian Kelautan dan Perikanan, Database Validasi Nasional Satu Data Kelautan dan Perikanan/ Ministry of Marine Affairs and Fisheries Republic of Indonesia, National Validation Database for One Data of Maritime and Fisheries

**Tabel**  
**Table** 5.6.4

**Produksi dan Nilai Produksi Perikanan Tangkap di  
Perairan Umum Menurut Kabupaten/Kota dan Lokasi di  
Provinsi Lampung, 2021**  
*Production and Production Value of Inland Open Water  
Capture Fisheries by Regency/Municipality and Location in  
Lampung Province, 2021*

| Kabupaten/Kota<br>Regency/Municipality | Waduk<br>Reservoir        |                            | Sungai<br>River           |                            |
|----------------------------------------|---------------------------|----------------------------|---------------------------|----------------------------|
|                                        | Volume<br>Volume<br>(Ton) | Nilai<br>Value<br>(000 Rp) | Volume<br>Volume<br>(Ton) | Nilai<br>Value<br>(000 Rp) |
| (1)                                    | (2)                       | (3)                        | (4)                       | (5)                        |
| Lampung Barat                          | 70                        | 2 782 485                  | 131                       | 4 656 605                  |
| Tanggamus                              | 603                       | 11 931 810                 | –                         | –                          |
| Lampung Selatan                        | –                         | –                          | –                         | –                          |
| Lampung Timur                          | 15                        | 367 550                    | 252                       | 6 257 160                  |
| Lampung Tengah                         | –                         | –                          | 1 910                     | 54 865 795                 |
| Lampung Utara                          | –                         | –                          | –                         | –                          |
| Way Kanan                              | –                         | –                          | 116                       | 18 799 632                 |
| Tulang Bawang                          | –                         | –                          | 701                       | 21 267 515                 |
| Pesawaran                              | –                         | –                          | –                         | –                          |
| Pringsewu                              | –                         | –                          | 62                        | 2 290 645                  |
| Mesuji                                 | –                         | –                          | 682                       | 21 945 596                 |
| Tulang Bawang Barat                    | –                         | –                          | 262                       | 5 779 463                  |
| Pesisir Barat                          | –                         | –                          | 89                        | 3 500 165                  |
| Bandar Lampung                         | –                         | –                          | –                         | –                          |
| Metro                                  | –                         | –                          | –                         | –                          |
| <b>Lampung</b>                         | <b>688</b>                | <b>15 081 845</b>          | <b>4 205</b>              | <b>139 362 576</b>         |

Lanjutan Tabel/Continued Table 5.6.4

| Kabupaten/Kota<br>Regency/Municipality | Danau<br>Lake             |                            | Rawa<br>Swamp             |                            |
|----------------------------------------|---------------------------|----------------------------|---------------------------|----------------------------|
|                                        | Volume<br>Volume<br>(Ton) | Nilai<br>Value<br>(000 Rp) | Volume<br>Volume<br>(Ton) | Nilai<br>Value<br>(000 Rp) |
| (1)                                    | (6)                       | (7)                        | (8)                       | (9)                        |
| Lampung Barat                          | 326                       | 12 398 610                 | 15                        | 517 255                    |
| Tanggamus                              | –                         | –                          | –                         | –                          |
| Lampung Selatan                        | –                         | –                          | –                         | –                          |
| Lampung Timur                          | –                         | –                          | 487                       | 11 886 816                 |
| Lampung Tengah                         | –                         | –                          | –                         | –                          |
| Lampung Utara                          | –                         | –                          | –                         | –                          |
| Way Kanan                              | –                         | –                          | 44                        | 5 296 326                  |
| Tulang Bawang                          | –                         | –                          | 228                       | 3 431 370                  |
| Pesawaran                              | –                         | –                          | –                         | –                          |
| Pringsewu                              | –                         | –                          | –                         | –                          |
| Mesuji                                 | –                         | –                          | 303                       | 8 914 582                  |
| Tulang Bawang Barat                    | –                         | –                          | –                         | –                          |
| Pesisir Barat                          | –                         | –                          | –                         | –                          |
| Bandar Lampung                         | –                         | –                          | –                         | –                          |
| Metro                                  | –                         | –                          | –                         | –                          |
| <b>Lampung</b>                         | <b>326</b>                | <b>12 398 610</b>          | <b>1 077</b>              | <b>30 046 349</b>          |

Lanjutan Tabel/*Continued Table 5.6.4*

| Kabupaten/Kota<br><i>Regency/Municipality</i> | Genangan Air<br><i>Puddle</i>    |                                   |
|-----------------------------------------------|----------------------------------|-----------------------------------|
|                                               | Volume<br><i>Volume</i><br>(Ton) | Nilai<br><i>Value</i><br>(000 Rp) |
| (1)                                           | (10)                             | (11)                              |
| Lampung Barat                                 | 44                               | 1 618 895                         |
| Tanggamus                                     | –                                | –                                 |
| Lampung Selatan                               | –                                | –                                 |
| Lampung Timur                                 | –                                | –                                 |
| Lampung Tengah                                | 13                               | 397 620                           |
| Lampung Utara                                 | –                                | –                                 |
| Way Kanan                                     | 41                               | 4 909 668                         |
| Tulang Bawang                                 | –                                | –                                 |
| Pesawaran                                     | –                                | –                                 |
| Pringsewu                                     | –                                | –                                 |
| Mesuji                                        | –                                | –                                 |
| Tulang Bawang Barat                           | –                                | –                                 |
| Pesisir Barat                                 | –                                | –                                 |
| Bandar Lampung                                | –                                | –                                 |
| Metro                                         | 12                               | 316 645                           |
| <b>Lampung</b>                                | <b>110</b>                       | <b>7 242 828</b>                  |

Sumber/*Source*: Kementerian Kelautan dan Perikanan, Database Validasi Nasional Satu Data Kelautan dan Perikanan/*Ministry of Marine Affairs and Fisheries Republic of Indonesia, National Validation Database for One Data of Maritime and Fisheries*



**Tabel 5.6.5** **Produksi Perikanan Budidaya Menurut Kabupaten/Kota dan Jenis Kegiatan di Provinsi Lampung, 2021**  
**Production of Aquaculture by Regency/Municipality and Type of Activity in Lampung Province, 2021**

| Kabupaten/Kota<br>Regency/Municipality | Pembesaran (ton)<br>Aquaculture (ton) | Pembenihan<br>(1000 Ekor)<br>Hatchery (1000 Head) | Ikan Hias<br>(1000 Ekor)<br>Ornament Fish<br>(1000 Head) |
|----------------------------------------|---------------------------------------|---------------------------------------------------|----------------------------------------------------------|
| (1)                                    | (2)                                   | (3)                                               | (4)                                                      |
| Lampung Barat                          | 9 954                                 | 66 410                                            | –                                                        |
| Tanggamus                              | 4 692                                 | 2 740 500                                         | 173                                                      |
| Lampung Selatan                        | 31 447                                | 12 595 946                                        | 473                                                      |
| Lampung Timur                          | 7 513                                 | 398 033                                           | 1 319                                                    |
| Lampung Tengah                         | 43 602                                | 260 077                                           | 1 728                                                    |
| Lampung Utara                          | 6 326                                 | 42 620                                            | 94                                                       |
| Way Kanan                              | 1 810                                 | 32 740                                            | –                                                        |
| Tulang Bawang                          | 38 433                                | 2 443                                             | –                                                        |
| Pesawaran                              | 6 388                                 | 1 980                                             | 31                                                       |
| Pringsewu                              | 12 263                                | 37 475                                            | –                                                        |
| Mesuji                                 | 3 152                                 | 38 880                                            | 2 681                                                    |
| Tulang Bawang Barat                    | 4 254                                 | –                                                 | 642                                                      |
| Pesisir Barat                          | 9 244                                 | –                                                 | –                                                        |
| Bandar Lampung                         | 324                                   | 122 770                                           | 112                                                      |
| Metro                                  | 1 819                                 | 59 382                                            | 138                                                      |
| <b>Lampung</b>                         | <b>181 221</b>                        | <b>16 399 256</b>                                 | <b>7 391</b>                                             |

Sumber/Source: Kementerian Kelautan dan Perikanan, Database Validasi Nasional Satu Data Kelautan dan Perikanan/ Ministry of Marine Affairs and Fisheries Republic of Indonesia, National Validation Database for One Data of Maritime and Fisheries

Tabel  
Table 5.6.6**Produksi dan Nilai Produksi Perikanan Budidaya Menurut Kabupaten/Kota dan Jenis Budidaya di Provinsi Lampung, 2021*****Production and Production Value of Aquaculture by Regency/Municipality and Type of Culture in Lampung Province, 2021***

| Kabupaten/Kota<br><i>Regency/Municipality</i> | Jaring Apung Laut<br><i>Marine Floating Net</i> |                                   | Jaring Apung Tawar<br><i>Freshwater Floating Net</i> |                                   |
|-----------------------------------------------|-------------------------------------------------|-----------------------------------|------------------------------------------------------|-----------------------------------|
|                                               | Volume<br><i>Volume</i><br>(Ton)                | Nilai<br><i>Value</i><br>(000 Rp) | Volume<br><i>Volume</i><br>(Ton)                     | Nilai<br><i>Value</i><br>(000 Rp) |
| (1)                                           | (2)                                             | (3)                               | (4)                                                  | (5)                               |
| Lampung Barat                                 | –                                               | –                                 | 5 043                                                | 151 302 000                       |
| Tanggamus                                     | –                                               | –                                 | –                                                    | –                                 |
| Lampung Selatan                               | 77                                              | 22 462 080                        | –                                                    | –                                 |
| Lampung Timur                                 | –                                               | –                                 | 1                                                    | 22 148                            |
| Lampung Tengah                                | –                                               | –                                 | 497                                                  | 11 901 704                        |
| Lampung Utara                                 | –                                               | –                                 | 3 857                                                | 106 359 929                       |
| Way Kanan                                     | –                                               | –                                 | –                                                    | –                                 |
| Tulang Bawang                                 | –                                               | –                                 | –                                                    | –                                 |
| Pesawaran                                     | 75                                              | 6 117 200                         | –                                                    | –                                 |
| Pringsewu                                     | –                                               | –                                 | –                                                    | –                                 |
| Mesuji                                        | –                                               | –                                 | 353                                                  | 8 324 266                         |
| Tulang Bawang Barat                           | –                                               | –                                 | –                                                    | –                                 |
| Pesisir Barat                                 | –                                               | –                                 | –                                                    | –                                 |
| Bandar Lampung                                | 162                                             | 11 209 500                        | –                                                    | –                                 |
| Metro                                         | –                                               | –                                 | –                                                    | –                                 |
| <b>Lampung</b>                                | <b>314</b>                                      | <b>39 788 780</b>                 | <b>9 751</b>                                         | <b>277 910 047</b>                |

Lanjutan Tabel/Continued Table 5.6.6

| Kabupaten/Kota<br>Regency/Municipality | Jaring Tancap Tawar<br>Freshwater Pen Culture |                            | Karamba<br>Cage           |                            |
|----------------------------------------|-----------------------------------------------|----------------------------|---------------------------|----------------------------|
|                                        | Volume<br>Volume<br>(Ton)                     | Nilai<br>Value<br>(000 Rp) | Volume<br>Volume<br>(Ton) | Nilai<br>Value<br>(000 Rp) |
| (1)                                    | (6)                                           | (7)                        | (8)                       | (9)                        |
| Lampung Barat                          | –                                             | –                          | –                         | –                          |
| Tanggamus                              | –                                             | –                          | –                         | –                          |
| Lampung Selatan                        | –                                             | –                          | –                         | –                          |
| Lampung Timur                          | –                                             | –                          | 1                         | 1 702                      |
| Lampung Tengah                         | –                                             | –                          | 357                       | 8 608 310                  |
| Lampung Utara                          | –                                             | –                          | 3                         | 64 447                     |
| Way Kanan                              | –                                             | –                          | –                         | –                          |
| Tulang Bawang                          | –                                             | –                          | 323                       | 10 419 300                 |
| Pesawaran                              | –                                             | –                          | –                         | –                          |
| Pringsewu                              | –                                             | –                          | –                         | –                          |
| Mesuji                                 | –                                             | –                          | –                         | –                          |
| Tulang Bawang Barat                    | –                                             | –                          | 178                       | 3 363 930                  |
| Pesisir Barat                          | –                                             | –                          | –                         | –                          |
| Bandar Lampung                         | –                                             | –                          | 1                         | 420                        |
| Metro                                  | –                                             | –                          | –                         | –                          |
| <b>Lampung</b>                         | <b>–</b>                                      | <b>–</b>                   | <b>863</b>                | <b>22 458 109</b>          |

Lanjutan Tabel/Continued Table 5.6.6

| Kabupaten/Kota<br>Regency/Municipality | Kolam Air Deras<br>Running Freshwater Pond |                            | Kolam Air Tenang<br>Quiet Freshwater Pond |                            |
|----------------------------------------|--------------------------------------------|----------------------------|-------------------------------------------|----------------------------|
|                                        | Volume<br>Volume<br>(Ton)                  | Nilai<br>Value<br>(000 Rp) | Volume<br>Volume<br>(Ton)                 | Nilai<br>Value<br>(000 Rp) |
| (1)                                    | (10)                                       | (11)                       | (12)                                      | (13)                       |
| Lampung Barat                          | –                                          | –                          | 3 337                                     | 100 080 800                |
| Tanggamus                              | –                                          | –                          | 2 610                                     | 50 072 528                 |
| Lampung Selatan                        | –                                          | –                          | 11 435                                    | 188 209 093                |
| Lampung Timur                          | –                                          | –                          | 766                                       | 16 578 689                 |
| Lampung Tengah                         | –                                          | –                          | 42 748                                    | 913 619 054                |
| Lampung Utara                          | –                                          | –                          | 2 446                                     | 48 218 263                 |
| Way Kanan                              | –                                          | –                          | 1 810                                     | 28 549 947                 |
| Tulang Bawang                          | –                                          | –                          | 2 027                                     | 42 969 560                 |
| Pesawaran                              | –                                          | –                          | 779                                       | 14 224 500                 |
| Pringsewu                              | –                                          | –                          | 12 263                                    | 303 757 495                |
| Mesuji                                 | –                                          | –                          | 2 743                                     | 61 644 544                 |
| Tulang Bawang Barat                    | –                                          | –                          | 4 076                                     | 72 356 772                 |
| Pesisir Barat                          | 66                                         | 1 968 000                  | 152                                       | 4 564 500                  |
| Bandar Lampung                         | –                                          | –                          | 127                                       | 2 629 200                  |
| Metro                                  | –                                          | –                          | 1 819                                     | 39 578 711                 |
| <b>Lampung</b>                         | <b>66</b>                                  | <b>1 968 000</b>           | <b>89 138</b>                             | <b>1 887 053 656</b>       |

Lanjutan Tabel/Continued Table 5.6.6

| Kabupaten/Kota<br>Regency/Municipality | Laut Lainnya<br>Other Marine Culture |                            | Minapadi Sawah<br>Rice Fish |                            |
|----------------------------------------|--------------------------------------|----------------------------|-----------------------------|----------------------------|
|                                        | Volume<br>Volume<br>(Ton)            | Nilai<br>Value<br>(000 Rp) | Volume<br>Volume<br>(Ton)   | Nilai<br>Value<br>(000 Rp) |
| (1)                                    | (14)                                 | (15)                       | (16)                        | (17)                       |
| Lampung Barat                          | –                                    | –                          | 1 574                       | 47 328 000                 |
| Tanggamus                              | –                                    | –                          | –                           | –                          |
| Lampung Selatan                        | 102                                  | 1 023 870                  | –                           | –                          |
| Lampung Timur                          | –                                    | –                          | 1                           | 7 521                      |
| Lampung Tengah                         | –                                    | –                          | –                           | –                          |
| Lampung Utara                          | –                                    | –                          | 20                          | 408 400                    |
| Way Kanan                              | –                                    | –                          | –                           | –                          |
| Tulang Bawang                          | 2 675                                | 37 025 634                 | –                           | –                          |
| Pesawaran                              | –                                    | –                          | –                           | –                          |
| Pringsewu                              | –                                    | –                          | –                           | –                          |
| Mesuji                                 | –                                    | –                          | 56                          | 1 403 150                  |
| Tulang Bawang Barat                    | –                                    | –                          | –                           | –                          |
| Pesisir Barat                          | –                                    | –                          | –                           | –                          |
| Bandar Lampung                         | 34                                   | 493 200                    | –                           | –                          |
| Metro                                  | –                                    | –                          | –                           | –                          |
| <b>Lampung</b>                         | <b>2 811</b>                         | <b>38 542 704</b>          | <b>1 651</b>                | <b>49 147 071</b>          |

Lanjutan Tabel/Continued Table 5.6.6

| Kabupaten/Kota<br>Regency/Municipality | Rumput Laut<br>Sea Weed   |                            | Tambak Intensif<br>Intensive Brackishwater Pond |                            |
|----------------------------------------|---------------------------|----------------------------|-------------------------------------------------|----------------------------|
|                                        | Volume<br>Volume<br>(Ton) | Nilai<br>Value<br>(000 Rp) | Volume<br>Volume<br>(Ton)                       | Nilai<br>Value<br>(000 Rp) |
| (1)                                    | (18)                      | (19)                       | (20)                                            | (21)                       |
| Lampung Barat                          | –                         | –                          | –                                               | –                          |
| Tanggamus                              | –                         | –                          | 1 872                                           | 126 480 000                |
| Lampung Selatan                        | 5 000                     | 9 999 344                  | 10 947                                          | 547 352 500                |
| Lampung Timur                          | –                         | –                          | 1 134                                           | 65 920 518                 |
| Lampung Tengah                         | –                         | –                          | –                                               | –                          |
| Lampung Utara                          | –                         | –                          | –                                               | –                          |
| Way Kanan                              | –                         | –                          | –                                               | –                          |
| Tulang Bawang                          | –                         | –                          | 3 553                                           | 229 309 040                |
| Pesawaran                              | –                         | –                          | 5 534                                           | 332 040 000                |
| Pringsewu                              | –                         | –                          | –                                               | –                          |
| Mesuji                                 | –                         | –                          | –                                               | –                          |
| Tulang Bawang Barat                    | –                         | –                          | –                                               | –                          |
| Pesisir Barat                          | –                         | –                          | –                                               | –                          |
| Bandar Lampung                         | –                         | –                          | –                                               | –                          |
| Metro                                  | –                         | –                          | –                                               | –                          |
| <b>Lampung</b>                         | <b>5 000</b>              | <b>9 999 344</b>           | <b>23 040</b>                                   | <b>1 301 102 058</b>       |

Lanjutan Tabel/Continued Table 5.6.6

| Kabupaten/Kota<br>Regency/Municipality | Tambak Sederhana<br>Traditional Brackishwater Pond |                            | Tambak Semi Intensif/Semi Intensive<br>Brackishwater Pond |                            |
|----------------------------------------|----------------------------------------------------|----------------------------|-----------------------------------------------------------|----------------------------|
|                                        | Volume<br>Volume<br>(Ton)                          | Nilai<br>Value<br>(000 Rp) | Volume<br>Volume<br>(Ton)                                 | Nilai<br>Value<br>(000 Rp) |
| (1)                                    | (22)                                               | (23)                       | (24)                                                      | (25)                       |
| Lampung Barat                          | –                                                  | –                          | –                                                         | –                          |
| Tanggamus                              | 210                                                | 6 531 950                  | –                                                         | –                          |
| Lampung Selatan                        | 798                                                | 29 741 500                 | 3 088                                                     | 154 502 550                |
| Lampung Timur                          | 3 386                                              | 198 224 120                | 2 224                                                     | 127 735 071                |
| Lampung Tengah                         | –                                                  | –                          | –                                                         | –                          |
| Lampung Utara                          | –                                                  | –                          | –                                                         | –                          |
| Way Kanan                              | –                                                  | –                          | –                                                         | –                          |
| Tulang Bawang                          | 9 722                                              | 534 452 448                | 20 133                                                    | 1 299 417 616              |
| Pesawaran                              | –                                                  | –                          | –                                                         | –                          |
| Pringsewu                              | –                                                  | –                          | –                                                         | –                          |
| Mesuji                                 | –                                                  | –                          | –                                                         | –                          |
| Tulang Bawang Barat                    | –                                                  | –                          | –                                                         | –                          |
| Pesisir Barat                          | –                                                  | –                          | 9 026                                                     | 960 521 500                |
| Bandar Lampung                         | –                                                  | –                          | –                                                         | –                          |
| Metro                                  | –                                                  | –                          | –                                                         | –                          |
| <b>Lampung</b>                         | <b>14 116</b>                                      | <b>768 950 018</b>         | <b>34 471</b>                                             | <b>2 542 176 737</b>       |

Lanjutan Tabel/*Continued Table* 5.6.6

| Kabupaten/Kota<br><i>Regency/Municipality</i> | Jumlah<br><i>Total</i>           |                                   |
|-----------------------------------------------|----------------------------------|-----------------------------------|
|                                               | Volume<br><i>Volume</i><br>(Ton) | Nilai<br><i>Value</i><br>(000 Rp) |
| (1)                                           | (22)                             | (23)                              |
| Lampung Barat                                 | 9 954                            | 298 710 800                       |
| Tanggamus                                     | 4 692                            | 183 084 478                       |
| Lampung Selatan                               | 31 447                           | 953 290 937                       |
| Lampung Timur                                 | 7 513                            | 408 489 769                       |
| Lampung Tengah                                | 43 602                           | 934 129 068                       |
| Lampung Utara                                 | 6 326                            | 155 051 039                       |
| Way Kanan                                     | 1 810                            | 28 549 947                        |
| Tulang Bawang                                 | 38 433                           | 2 153 593 598                     |
| Pesawaran                                     | 6 388                            | 352 381 700                       |
| Pringsewu                                     | 12 263                           | 303 757 495                       |
| Mesuji                                        | 3 152                            | 71 371 960                        |
| Tulang Bawang Barat                           | 4 254                            | 75 720 702                        |
| Pesisir Barat                                 | 9 244                            | 967 054 000                       |
| Bandar Lampung                                | 324                              | 14 332 320                        |
| Metro                                         | 1 819                            | 39 578 711                        |
| <b>Lampung</b>                                | <b>181 221</b>                   | <b>6 939 096 524</b>              |

Sumber/*Source*: Kementerian Kelautan dan Perikanan, Database Validasi Nasional Satu Data Kelautan dan Perikanan/*Ministry of Marine Affairs and Fisheries Republic of Indonesia, National Validation Database for One Data of Maritime and Fisheries*



**Tabel 5.6.7** **Produksi dan Nilai Produksi Perikanan Budidaya Menurut Kabupaten/Kota dan Komoditas Utama di Provinsi Lampung, 2021**  
*Production and Production Value of Aquaculture by Regency/Municipality and Main Commodity in Lampung Province, 2021*

| Kabupaten/Kota<br>Regency/Municipality | Gurame<br><i>Giant Gouramy</i> |                            | Patin<br><i>Pangasius Catfish</i> |                            |
|----------------------------------------|--------------------------------|----------------------------|-----------------------------------|----------------------------|
|                                        | Volume<br>Volume<br>(Ton)      | Nilai<br>Value<br>(000 Rp) | Volume<br>Volume<br>(Ton)         | Nilai<br>Value<br>(000 Rp) |
| (1)                                    | (2)                            | (3)                        | (4)                               | (5)                        |
| Lampung Barat                          | ...                            | ...                        | 4                                 | 90 025                     |
| Tanggamus                              | ...                            | ...                        | –                                 | –                          |
| Lampung Selatan                        | ...                            | ...                        | 2 650                             | 37 101 428                 |
| Lampung Timur                          | ...                            | ...                        | 89                                | 1 334 955                  |
| Lampung Tengah                         | ...                            | ...                        | 12 517                            | 212 789 476                |
| Lampung Utara                          | ...                            | ...                        | –                                 | –                          |
| Way Kanan                              | ...                            | ...                        | 656                               | 8 523 086                  |
| Tulang Bawang                          | ...                            | ...                        | 248                               | 3 606 040                  |
| Pesawaran                              | ...                            | ...                        | 21                                | 315 000                    |
| Pringsewu                              | ...                            | ...                        | 1 065                             | 21 307 080                 |
| Mesuji                                 | ...                            | ...                        | 902                               | 15 339 100                 |
| Tulang Bawang Barat                    | ...                            | ...                        | 261                               | 3 399 123                  |
| Pesisir Barat                          | ...                            | ...                        | 5                                 | 120 750                    |
| Bandar Lampung                         | ...                            | ...                        | 36                                | 693 000                    |
| Metro                                  | ...                            | ...                        | 400                               | 7 205 256                  |
| <b>Lampung</b>                         | ...                            | ...                        | <b>18 854</b>                     | <b>311 824 319</b>         |

Lanjutan Tabel/*Continued Table 5.6.7*

| Kabupaten/Kota<br><i>Regency/Municipality</i> | Lele<br><i>Torpedo Shaped Catfish</i> |                                   | Nila<br><i>Nile Tilapia</i>      |                                   |
|-----------------------------------------------|---------------------------------------|-----------------------------------|----------------------------------|-----------------------------------|
|                                               | Volume<br><i>Volume</i><br>(Ton)      | Nilai<br><i>Value</i><br>(000 Rp) | Volume<br><i>Volume</i><br>(Ton) | Nilai<br><i>Value</i><br>(000 Rp) |
| (1)                                           | (6)                                   | (7)                               | (8)                              | (9)                               |
| Lampung Barat                                 | 4                                     | 90 850                            | 8 865                            | 265 939 170                       |
| Tanggamus                                     | 833                                   | 12 309 773                        | 644                              | 12 249 080                        |
| Lampung Selatan                               | 7 984                                 | 127 751 040                       | 298                              | 5 968 020                         |
| Lampung Timur                                 | 211                                   | 3 277 212                         | 129                              | 2 966 977                         |
| Lampung Tengah                                | 11 358                                | 177 534 960                       | 6 329                            | 153 314 361                       |
| Lampung Utara                                 | 2 354                                 | 40 742 540                        | 948                              | 24 520 956                        |
| Way Kanan                                     | 676                                   | 9 458 484                         | 329                              | 6 357 556                         |
| Tulang Bawang                                 | 503                                   | 8 620 340                         | 1 232                            | 29 417 780                        |
| Pesawaran                                     | 558                                   | 8 645 500                         | 44                               | 968 000                           |
| Pringsewu                                     | 5 299                                 | 105 970 700                       | 1 086                            | 30 396 212                        |
| Mesuji                                        | 923                                   | 19 387 410                        | 929                              | 23 222 400                        |
| Tulang Bawang Barat                           | 2 563                                 | 38 451 600                        | 534                              | 10 816 598                        |
| Pesisir Barat                                 | 68                                    | 1 708 750                         | 63                               | 1 902 000                         |
| Bandar Lampung                                | 66                                    | 1 308 000                         | 24                               | 540 000                           |
| Metro                                         | 1 030                                 | 19 259 680                        | 10                               | 207 500                           |
| <b>Lampung</b>                                | <b>34 430</b>                         | <b>574 516 839</b>                | <b>21 464</b>                    | <b>568 786 610</b>                |

Lanjutan Tabel/Continued Table 5.6.7

| Kabupaten/Kota<br>Regency/Municipality | Ikan Mas<br>Common Carp   |                            | Kakap<br>Barramundi       |                            |
|----------------------------------------|---------------------------|----------------------------|---------------------------|----------------------------|
|                                        | Volume<br>Volume<br>(Ton) | Nilai<br>Value<br>(000 Rp) | Volume<br>Volume<br>(Ton) | Nilai<br>Value<br>(000 Rp) |
| (1)                                    | (10)                      | (11)                       | (12)                      | (13)                       |
| Lampung Barat                          | 1 026                     | 30 769 050                 | –                         | –                          |
| Tanggamus                              | 1 127                     | 25 358 200                 | –                         | –                          |
| Lampung Selatan                        | 3                         | 101 970                    | 1                         | 15 000                     |
| Lampung Timur                          | 111                       | 2 770 200                  | 1                         | 32 500                     |
| Lampung Tengah                         | 2 473                     | 66 815 096                 | –                         | –                          |
| Lampung Utara                          | 3 024                     | 89 787 543                 | –                         | –                          |
| Way Kanan                              | 97                        | 2 364 461                  | –                         | –                          |
| Tulang Bawang                          | –                         | –                          | –                         | –                          |
| Pesawaran                              | 12                        | 264 000                    | 13                        | 788 400                    |
| Pringsewu                              | 3 210                     | 89 867 988                 | –                         | –                          |
| Mesuji                                 | –                         | –                          | –                         | –                          |
| Tulang Bawang Barat                    | 446                       | 10 583 689                 | –                         | –                          |
| Pesisir Barat                          | 69                        | 2 073 000                  | –                         | –                          |
| Bandar Lampung                         | 2                         | 48 600                     | 4                         | 273 000                    |
| Metro                                  | –                         | –                          | –                         | –                          |
| <b>Lampung</b>                         | <b>11 600</b>             | <b>320 803 797</b>         | <b>19</b>                 | <b>1 108 900</b>           |

Lanjutan Tabel/Continued Table 5.6.7

| Kabupaten/Kota<br>Regency/Municipality | Bandeng<br>Milkfish       |                            | Rumput Laut<br>Seaweed    |                            |
|----------------------------------------|---------------------------|----------------------------|---------------------------|----------------------------|
|                                        | Volume<br>Volume<br>(Ton) | Nilai<br>Value<br>(000 Rp) | Volume<br>Volume<br>(Ton) | Nilai<br>Value<br>(000 Rp) |
| (1)                                    | (14)                      | (15)                       | (16)                      | (17)                       |
| Lampung Barat                          | –                         | –                          | –                         | –                          |
| Tanggamus                              | 111                       | 1 579 950                  | –                         | –                          |
| Lampung Selatan                        | 610                       | 10 985 400                 | 5 000                     | 9 999 344                  |
| Lampung Timur                          | 838                       | 16 751 540                 | –                         | –                          |
| Lampung Tengah                         | –                         | –                          | –                         | –                          |
| Lampung Utara                          | –                         | –                          | –                         | –                          |
| Way Kanan                              | –                         | –                          | –                         | –                          |
| Tulang Bawang                          | 5 443                     | 87 085 248                 | –                         | –                          |
| Pesawaran                              | –                         | –                          | –                         | –                          |
| Pringsewu                              | –                         | –                          | –                         | –                          |
| Mesuji                                 | –                         | –                          | –                         | –                          |
| Tulang Bawang Barat                    | –                         | –                          | –                         | –                          |
| Pesisir Barat                          | –                         | –                          | –                         | –                          |
| Bandar Lampung                         | 113                       | 3 915 000                  | –                         | –                          |
| Metro                                  | –                         | –                          | –                         | –                          |
| <b>Lampung</b>                         | <b>7 115</b>              | <b>120 317 138</b>         | <b>5 000</b>              | <b>9 999 344</b>           |

Lanjutan Tabel/Continued Table 5.6.7

| Kabupaten/Kota<br>Regency/Municipality | Kerapu<br>Groupers        |                            | Udang<br>Shrimp           |                            |
|----------------------------------------|---------------------------|----------------------------|---------------------------|----------------------------|
|                                        | Volume<br>Volume<br>(Ton) | Nilai<br>Value<br>(000 Rp) | Volume<br>Volume<br>(Ton) | Nilai<br>Value<br>(000 Rp) |
| (1)                                    | (18)                      | (19)                       | (20)                      | (21)                       |
| Lampung Barat                          | –                         | –                          | –                         | –                          |
| Tanggamus                              | –                         | –                          | 1 971                     | 131 432 000                |
| Lampung Selatan                        | 11                        | 3 660 300                  | 14 225                    | 720 611 150                |
| Lampung Timur                          | –                         | –                          | 5 903                     | 375 075 669                |
| Lampung Tengah                         | –                         | –                          | –                         | –                          |
| Lampung Utara                          | –                         | –                          | –                         | –                          |
| Way Kanan                              | –                         | –                          | –                         | –                          |
| Tulang Bawang                          | –                         | –                          | 27 966                    | 1 976 093 856              |
| Pesawaran                              | –                         | –                          | 5 534                     | 332 040 000                |
| Pringsewu                              | –                         | –                          | –                         | –                          |
| Mesuji                                 | –                         | –                          | –                         | –                          |
| Tulang Bawang Barat                    | –                         | –                          | –                         | –                          |
| Pesisir Barat                          | –                         | –                          | 9 027                     | 960 521 500                |
| Bandar Lampung                         | 6                         | 1 416 000                  | –                         | –                          |
| Metro                                  | –                         | –                          | –                         | –                          |
| <b>Lampung</b>                         | <b>17</b>                 | <b>5 076 300</b>           | <b>64 626</b>             | <b>4 495 774 175</b>       |

Lanjutan Tabel/*Continued Table 5.6.7*

| Kabupaten/Kota<br><i>Regency/Municipality</i> | Ikan Lainnya<br><i>Others</i>    |                                   |
|-----------------------------------------------|----------------------------------|-----------------------------------|
|                                               | Volume<br><i>Volume</i><br>(Ton) | Nilai<br><i>Value</i><br>(000 Rp) |
| (1)                                           | (22)                             | (23)                              |
| Lampung Barat                                 | 55                               | 1 821 705                         |
| Tanggamus                                     | 6                                | 155 475                           |
| Lampung Selatan                               | 665                              | 37 097 285                        |
| Lampung Timur                                 | 231                              | 6 280 716                         |
| Lampung Tengah                                | 10 925                           | 323 675 175                       |
| Lampung Utara                                 | –                                | –                                 |
| Way Kanan                                     | 52                               | 1 846 360                         |
| Tulang Bawang                                 | 3 041                            | 48 770 334                        |
| Pesawaran                                     | 206                              | 9 360 800                         |
| Pringsewu                                     | 1 603                            | 56 215 515                        |
| Mesuji                                        | 398                              | 13 423 050                        |
| Tulang Bawang Barat                           | 450                              | 12 469 692                        |
| Pesisir Barat                                 | 12                               | 728 000                           |
| Bandar Lampung                                | 73                               | 6 138 720                         |
| Metro                                         | 379                              | 12 906 275                        |
| <b>Lampung</b>                                | <b>18 096</b>                    | <b>530 889 102</b>                |

Sumber/*Source*: Kementerian Kelautan dan Perikanan, Database Validasi Nasional Satu Data Kelautan dan Perikanan/*Ministry of Marine Affairs and Fisheries Republic of Indonesia, National Validation Database for One Data of Maritime and Fisheries*



# PERTAMBANGAN DAN ENERGI

## MINING AND ENERGY

# BAB 6

## Chapter 6



Tahun 2022

**Nilai Penjualan  
Listrik PT PLN  
Provinsi Lampung**

**5,84**  
Triliun Rupiah

*In 2022, value of electricity sales PT. PLN in Lampung Province is 5.84 billion rupiah*




# PERTAMBANGAN & ENERGI

## Mining & Energy

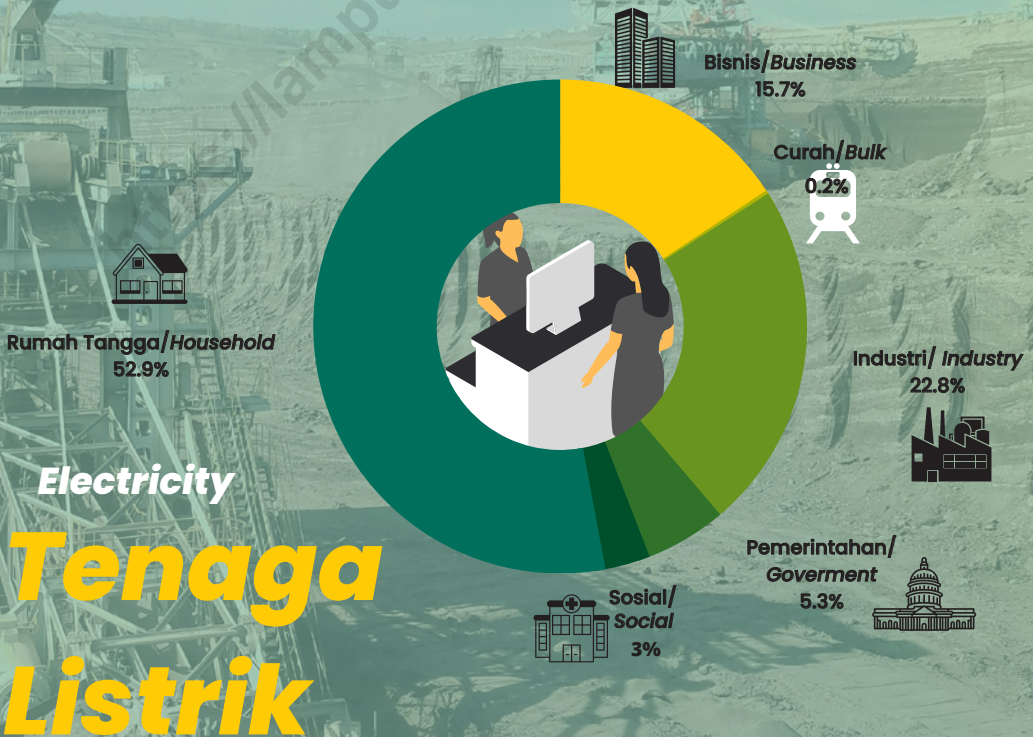
Jumlah Pelanggan PT. PLN  
(persero) di Provinsi Lampung  
Tahun 2022

Number of Customer PT. PLN  
(persero) in Lampung 2022

**2.539.699**



Nilai Penjualan Listrik berdasar Golongan Tarif  
Sales Value of Electricity based on Tariff Class



Electricity  
**Tenaga  
Listrik**

**PENJELASAN TEKNIS**

1. Pelanggan adalah individu atau kelompok, baik rumah tangga, perusahaan atau institusi non profit yang membeli air bersih dari perusahaan air bersih.
2. Air disalurkan adalah volume air bersih dari perusahaan air bersih.
3. Kapasitas terpasang adalah kapasitas suatu unit pembangkit sebagaimana tertera pada papan nama dari generator atau mesin penggerak utama, dipilih mana yang lebih kecil
4. Energi yang terjual kepada pelanggan adalah energi (kWh) yang terjual pada pelanggan Tegangan Tinggi (TT), Tegangan Menengah (TM), Tegangan Rendah (TR) sesuai dengan jumlah kWh yang dibuat rekening (TUL III-09).

**TECHNICAL NOTES**

1. *Customers are individuals or groups, whether household, company or non-profit institutions that buy water supply from water supply establishment.*
2. *Distributed water is the volume of water supply from water supply establishment.*
3. *Installed capacity is the capacity of a generating unit as stated on the name plate of the generator or prime mover, whichever is smaller.*
4. *Energy sold to customers, is energy (kWh) sold to customers High Voltage (TT), Medium Voltage (TM), and Low Voltage (TR) according to the number of kWh made on account (TUL III-09).*

**ULASAN****DESCRIPTION****Listrik**

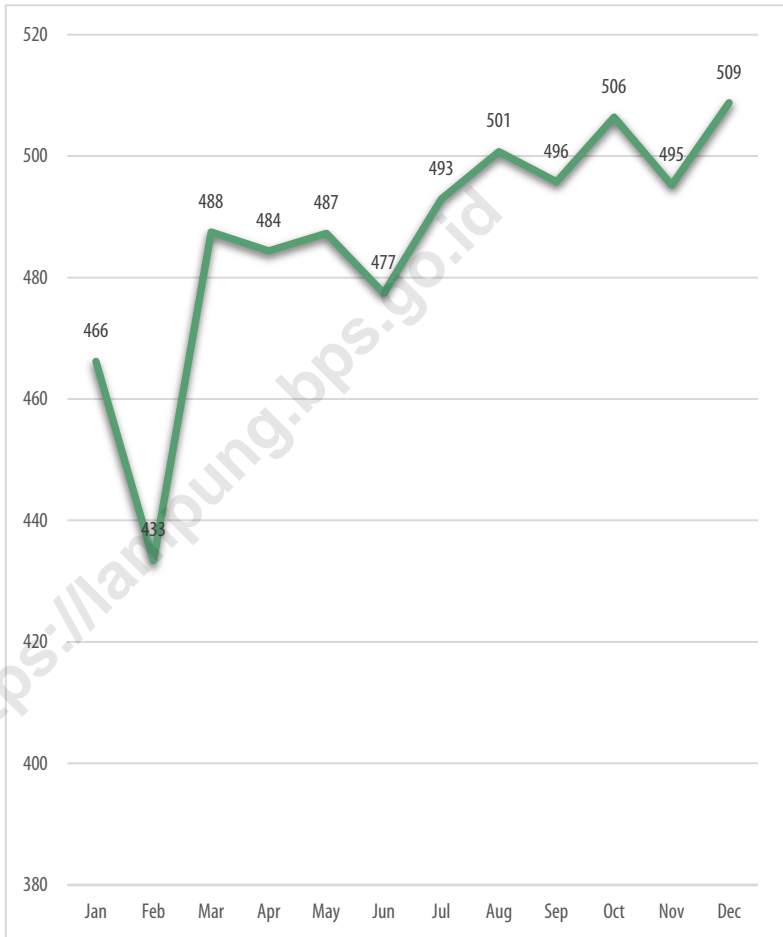
Kebutuhan Listrik di Provinsi Lampung sebagian besar di penuhi oleh PT.PLN (Persero). Jumlah Pelanggan listrik dari tahun ke tahun mengalami peningkatan. Di tahun 2022 rata-rata pelanggan listrik per bulan mencapai 2.496.163 pelanggan. Dari 21 rayon yang ada, PT PLN mampu melayani kebutuhan listrik seluruh wilayah di Provinsi Lampung dengan nilai produksi listrik sebesar 5.382.475.876 Kwh dengan nilai penjualan sebesar Rp5.836.114.547.066.

**Electricity**

*Most of the electricity needs in Lampung Province are fulfilled by PT PLN (Persero). The number of electricity customers from year to year has increased. In 2022 the mean of electricity customers per month reached 2,448,836 customers. Of the 21 existing rayons, PT PLN is able to serve the electricity needs of all regions in Lampung Province with an electricity production value of 5,382,475,876 Kwh with a sales value of Rp5,836,114,547,066.*

**Gambar** 6.1  
**Figures**

**Nilai Penjualan Listrik PT. PLN (Persero) di Provinsi Lampung (Miliar Rupiah), 2022**  
**Value of Electricity Sales PT. PLN (Persero) in Lampung Province (Bllion Rupiahs), 2022**



Sumber/Source: PT PLN (Persero) Wilayah Lampung/State Electricity Company of Lampung

**Tabel**  
**Table 6.1****Jumlah Pelanggan Listrik, Listrik Terjual dan Nilai Penjualan Listrik PT. PLN (Persero) di Provinsi Lampung, 2022****Number of Registration Electricity Customer, Electricity Sold and Value of Electricity Sales PT. PLN (Persero) in Lampung Province, 2022**

| <b>Bulan</b><br><b>Month</b> | <b>Jumlah Pelanggan</b><br><b>Number of Customers</b> | <b>Listrik Terjual</b><br><b>Electricity Sold (KWh)</b> | <b>Nilai Penjualan</b><br><b>Value of</b><br><b>Electricity Sales</b><br><b>(Rp)</b> |
|------------------------------|-------------------------------------------------------|---------------------------------------------------------|--------------------------------------------------------------------------------------|
| (1)                          | (2)                                                   | (3)                                                     | (4)                                                                                  |
| Januari/January              | 2 455 534                                             | 435 120 817                                             | 466 192 862 280                                                                      |
| Februari/February            | 2 461 174                                             | 400 044 845                                             | 433 405 727 094                                                                      |
| Maret/March                  | 2 470 707                                             | 450 952 557                                             | 487 507 005 031                                                                      |
| April/April                  | 2 478 329                                             | 450 942 792                                             | 484 404 966 752                                                                      |
| Mei/May                      | 2 482 938                                             | 454 192 901                                             | 487 285 697 931                                                                      |
| Juni/June                    | 2 491 032                                             | 442 504 509                                             | 477 426 172 797                                                                      |
| Juli/July                    | 2 497 690                                             | 451 814 197                                             | 492 912 206 832                                                                      |
| Agustus/August               | 2 508 665                                             | 458 738 376                                             | 500 749 821 162                                                                      |
| September/September          | 2 516 194                                             | 454 116 054                                             | 495 763 918 239                                                                      |
| Oktober/October              | 2 522 069                                             | 464 024 994                                             | 506 427 948 722                                                                      |
| November/November            | 2 529 919                                             | 453 199 575                                             | 495 245 737 476                                                                      |
| Desember/December            | 2 539 699                                             | 466 824 259                                             | 508 792 482 750                                                                      |
| <b>Jumlah/Total</b>          |                                                       | <b>5 382 475 876</b>                                    | <b>5 836 114 547 066</b>                                                             |

Sumber/Sources: PT PLN (Persero) Wilayah Lampung/State Electricity Company of Lampung

**Tabel**  
**Table 6.2****Jumlah Pelanggan dan Air yang Disalurkan Menurut Kabupaten/Kota, 2022**  
**Number of Customers and Distributed Water by Regency/ Municipality, 2022**

| Kabupaten/Kota<br>Regency/Municipality | Pelanggan<br>Number of Customers | Air Disalurkan<br>Distributed Water<br>(m <sup>3</sup> ) | Nilai<br>Value<br>(Rp) |
|----------------------------------------|----------------------------------|----------------------------------------------------------|------------------------|
| (1)                                    | (2)                              | (3)                                                      | (4)                    |
| Lampung Barat                          | ...                              | ...                                                      | ...                    |
| Tanggamus                              | 57 471                           | 1 209 201                                                | 3 694 191 150          |
| Lampung Selatan                        | 6 087                            | 1 435 573                                                | 10 944 939 715         |
| Lampung Timur                          | 2 391                            | 643 195                                                  | 2 570 386 625          |
| Lampung Tengah                         | 111                              | 8 703                                                    | 44 549 200             |
| Lampung Utara                          | –                                | –                                                        | –                      |
| Way Kanan                              | 550                              | 82 075                                                   | 45 417 250             |
| Tulang bawang                          | 495                              | 51 350                                                   | 330 852 669            |
| Pesawaran                              | 6 970                            | 1 173 555                                                | 5 444 735 040          |
| Pringsewu                              | 4 463                            | 1 049 256                                                | 2 907 436 750          |
| Mesuji                                 | –                                | –                                                        | –                      |
| Tulang Bawang Barat                    | –                                | –                                                        | –                      |
| Pesisir Barat                          | 180 477                          | 22 397 196                                               | 7 839 018 495          |
| Bandar Lampung                         | 46 879                           | 9 901 482                                                | 58 913 509 300         |
| Metro                                  | 2 397                            | 347 866                                                  | 1 357 739 250          |
| <b>Lampung</b>                         | ...                              | ...                                                      | ...                    |


Sumber/Source: PDAM Kabupaten/Kota se-Provinsi Lampung/PDAM Regency/Municipality in Lampung Province





# INDUSTRI MANUFAKTUR

MANUFACTURING INDUSTRY



**BAB 7**  
Chapter 7

Tahun 2022

**Provinsi  
Lampung  
Memiliki**

**381**

**Perusahaan**

Industri Besar dan Sedang

*In 2022, Lampung Province had 381 large and medium manufacturing industry*



# Industri Manufaktur

Manufacture Industry

## Industri Mikro & Kecil di Lampung 2022

Micro and Small Industry in Lampung 2022



**Tenaga Kerja**  
Worker Engaged

178,63

Ribu Orang / Thousand People

### 5 Industri Teratas Dengan Jumlah Tenaga Kerja Terbanyak

Top 5 Industries with the Most Number of Workers

|    |                                                                      |       |
|----|----------------------------------------------------------------------|-------|
| #1 | Makanan/Food                                                         | 81,19 |
|    | Barang Galian Bukan Logam/Other Non Metallic Mineral Products        | 37,23 |
|    | Kayu, Barang dari Kayu dan Gabus /Wood and Products of Wood and Cork | 17,87 |
|    | Pakaian Jadi/Wearing Apparel                                         | 13,45 |
|    | Furnitur /Furniture                                                  | 8,83  |

\*) dalam ribuan / in thousand

**PENJELASAN TEKNIS**

1. Pengumpulan data industri besar dan sedang dilakukan melalui Survei Industri Besar dan Sedang yang dilaksanakan setiap tahun secara lengkap (sensus) sejak tahun 1975. Survei Industri Besar dan Sedang mencakup semua perusahaan industri yang mempunyai tenaga kerja 20 orang atau lebih dengan menggunakan kuesioner II A.
2. Klasifikasi industri yang digunakan dalam survei ini berdasar kepada Klasifikasi Baku Lapangan Usaha Indonesia (KBLI). KBLI adalah klasifikasi lapangan usaha yang berdasar kepada *International Standard Industrial Classification of All Economic Activities* (ISIC) revisi 4 yang telah disesuaikan dengan kondisi Indonesia.
3. **Industri manufaktur** adalah suatu kegiatan ekonomi yang melakukan kegiatan mengubah suatu barang dasar secara mekanis, kimia, atau dengan tangan sehingga menjadi barang jadi/setengah jadi, dan atau barang yang kurang nilainya menjadi barang yang lebih tinggi nilainya, dan sifatnya lebih dekat kepada pemakai akhir. Termasuk dalam kegiatan ini adalah jasa industri dan pekerjaan perakitan.

**TECHNICAL NOTES**

1. *Data collection of large and medium scale manufacturing is conducted through The Large and Medium Manufacturing Establishment Survey that has been done annually for all industries (census) since 1975. Large and Medium Manufacturing Establishment Survey covers all manufactures/industries with 20 workers or more by questionnaire II A.*
2. *The industrial classification adopted in this survey refers to the Klasifikasi Baku Lapangan Usaha Indonesia (KBLI). KBLI is classification of economic activities based on the International Standard Industrial Classification of All Economic Activities (ISIC rev 4) that has been modified according to the local condition in Indonesia.*
3. **Manufacturing industry** *is defined as an economic activity processing basic goods mechanically, chemicals or manually into final or intermediate goods. It is also defined as processing of lower value goods into higher value goods as final or intermediate products. The activities also include services for manufacturing and assembling.*

4. **Jasa industri** adalah kegiatan industri yang melayani keperluan pihak lain. Pada kegiatan ini bahan baku disediakan oleh pihak lain sedangkan pihak pengolah hanya melakukan pengolahannya dengan mendapat imbalan sebagai balas jasa (upah maklon).
  5. Perusahaan atau usaha industri adalah suatu unit (kesatuan) usaha yang melakukan kegiatan ekonomi, bertujuan menghasilkan barang atau jasa, terletak pada suatu bangunan atau lokasi tertentu, dan mempunyai catatan administrasi tersendiri mengenai produksi dan struktur biaya serta ada seorang atau lebih yang bertanggung jawab atas usaha tersebut.
  6. Industri manufaktur dikelompokkan ke dalam 4 golongan berdasarkan banyaknya pekerja, yaitu: industri besar (100 orang pekerja atau lebih), industri sedang/menengah (20–99 orang pekerja), industri kecil (5–19 orang pekerja), dan industri mikro (1–4 orang pekerja).
4. **Services for manufacturing** is defined as a manufacturing activity which serving other manufacturing establishments. In this case, raw materials are supplied by others In this case, raw materials are supplied by others. In this case, raw materials are supplied by others.
  5. A manufacturing establishment is defined as a production unit engaged in economic activity, producing goods or services, located in a building or in a certain location, keeping a business record concerning the production and cost structure, and having a person or more that are responsible to those activities.
  6. Manufacturing industries are categorized into four groups, based on the number of employees: large scale manufacturing (100 employees or more), medium scale manufacturing (20–99 employees), small scale manufacturing (5–19 employees), and micro industry (1–4 employees).

**ULASAN**

Pada tahun 2021, menurut klasifikasi pada industri besar dan sedang, jumlah perusahaan terbesar berada pada industri makanan yaitu sebanyak 230 perusahaan atau sekitar 60,37%. Kategori ini juga menyerap tenaga kerja sebesar 44.469 orang atau sekitar 71,32%.

Sejalan dengan industri besar dan sedang, pada industri mikro dan kecil, industri makanan juga memiliki jumlah perusahaan terbesar yaitu sebanyak 35.792 perusahaan atau sekitar 42,60%. Sebanyak 45,45% tenaga kerja juga paling banyak terserap di industri makanan.

Pada tahun 2021 terjadi peningkatan jumlah perusahaan pada industri mikro dan kecil sebanyak 4.502 perusahaan atau sekitar 5,01% dibandingkan tahun 2020. Penyerapan tenaga kerja pun menurun sebanyak 14.675 orang atau sekitar 7,59%.

**DESCRIPTION**

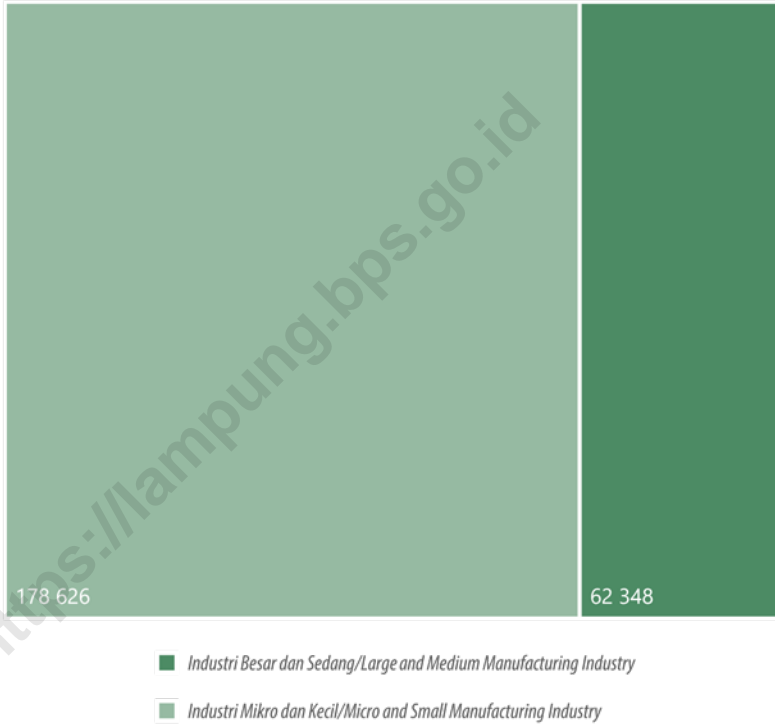
*In 2021, according to the classification of large and medium industries, the largest number of companies will be in the food industry, namely 230 companies or around 60.37%. This category also absorbs a workforce of 44,469 people or around 71.32%.*

*In line with large and medium industries, in micro and small industries, the food industry also has the largest number of companies, namely 35,792 companies or around 42.60%. As much as 45.45% of the workforce is mostly absorbed in the food industry.*

*In 2021 there will be an increase in the number of companies in the micro and small industry by 4,502 companies or around 5.01% compared to 2020. Labor absorption has also decreased by 14,675 people or around 7.59%.*

**Gambar** 7.1  
**Figures**

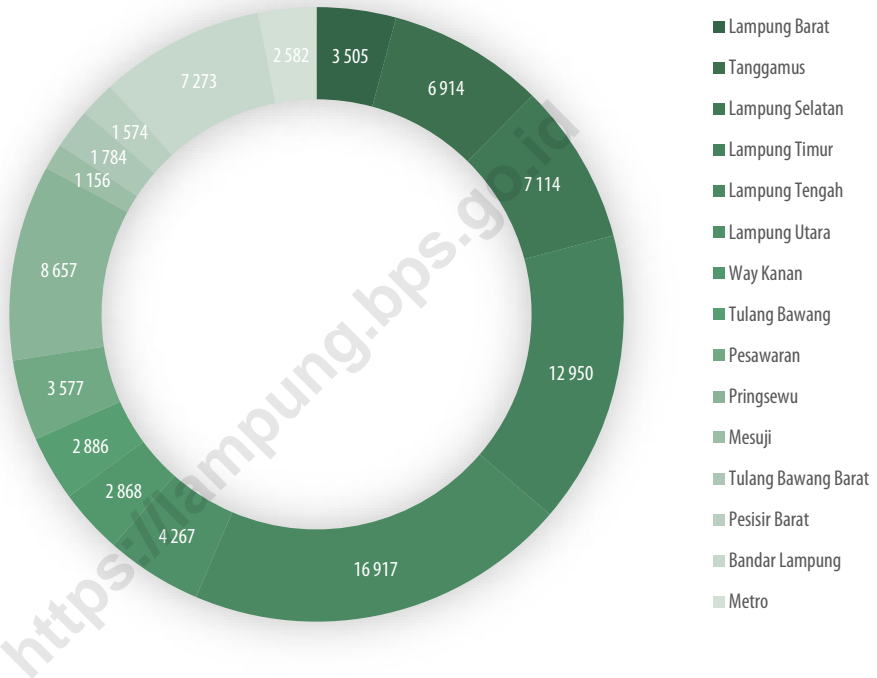
**Jumlah Tenaga Kerja pada Perusahaan Menurut  
Klasifikasi Industri di Provinsi Lampung (orang), 2021**  
**Number of Workers Engaged by Industrial Classification  
in Lampung Province (person), 2021**



Sumber/Source: BPS, Survei Industri Besar dan Sedang Tahunan/BPS-Statistics Indonesia, The Annual Large and Medium Manufacturing Establishment Survey  
BPS, Survei Industri Mikro dan Kecil Tahunan/BPS-Statistics Indonesia, The Annual Micro and Small Manufacturing Industry Survey

**Gambar** 7.2  
**Figures**

**Distribusi Perusahaan Industri Mikro dan Kecil di Provinsi Lampung (persen), 2021**  
*Distribution of Establishments of Micro and Small Manufacturing Industry in Lampung Province (percent), 2021*



Sumber/Source: BPS, Survei Industri Besar dan Sedang Tahunan/BPS-Statistics Indonesia, *The Annual Large and Medium Manufacturing Establishment Survey*  
BPS, Survei Industri Mikro dan Kecil Tahunan/BPS-Statistics Indonesia, *The Annual Micro and Small Manufacturing Industry Survey*

**7.1 INDUSTRI BESAR DAN SEDANG  
LARGE AND MEDIUM MANUFACTURING INDUSTRY**

**Tabel 7.1.1 Jumlah Perusahaan dan Tenaga Kerja Menurut Klasifikasi Industri pada Industri Besar dan Sedang di Provinsi Lampung, 2021**  
*Number of Companies and Employees by Industrial Classification in Large and Medium Industries in Lampung Province, 2021*

|    | <b>Klasifikasi Industri<br/>Industrial Classification</b>                                      | <b>Jumlah Perusahaan<br/>Number of Establishments<br/>(unit)</b> | <b>Jumlah Tenaga Kerja<br/>Number of Workers<br/>Engaged (orang/person)</b> |
|----|------------------------------------------------------------------------------------------------|------------------------------------------------------------------|-----------------------------------------------------------------------------|
|    | (1)                                                                                            | (2)                                                              | (3)                                                                         |
| 10 | Makanan/ <i>Food</i>                                                                           | 230                                                              | 44 469                                                                      |
| 11 | Minuman/ <i>Beverages</i>                                                                      | 11                                                               | 2 044                                                                       |
| 12 | Pengolahan Tembakau/ <i>Tobacco Products</i>                                                   | 1                                                                | 20                                                                          |
| 13 | Tekstil/ <i>Textile</i>                                                                        | 5                                                                | 574                                                                         |
| 14 | Pakaian Jadi/ <i>Wearing Apparel</i>                                                           | 15                                                               | 452                                                                         |
| 15 | Kulit, Barang dari Kulit dan Alas Kaki/ <i>Leather and Related Products and Footwear</i>       | 1                                                                | 20                                                                          |
| 16 | Kayu, Barang dari Kayu dan Gabus / <i>Wood and Products of Wood and Cork</i>                   | 12                                                               | 1 812                                                                       |
| 17 | Kertas dan Barang dari Kertas / <i>Paper and Paper Products</i>                                | 4                                                                | 412                                                                         |
| 18 | Percetakan dan Reproduksi Media Rekaman / <i>Printing and Reproduction of Recorded Media</i>   | 7                                                                | 195                                                                         |
| 19 | Produk dari Batu Bara dan Pengilangan Minyak Bumi / <i>Coke and Refined Petroleum Products</i> | 2                                                                | 69                                                                          |
| 20 | Bahan Kimia dan Barang dari Bahan Kimia / <i>Chemicals and Chemical Products</i>               | 18                                                               | 1 165                                                                       |

Lanjutan Tabel/*Continued Table 7.1.1*

| Klasifikasi Industri<br><i>Industrial Classification</i> |                                                                                                                                      | Jumlah Perusahaan<br><i>Number of Establishments</i><br>(unit) | Jumlah Tenaga Kerja<br><i>Number of Workers</i><br><i>Engaged (orang/person)</i> |
|----------------------------------------------------------|--------------------------------------------------------------------------------------------------------------------------------------|----------------------------------------------------------------|----------------------------------------------------------------------------------|
| (1)                                                      | (2)                                                                                                                                  | (3)                                                            | (3)                                                                              |
| 21                                                       | Bahan Farmasi, Produk Obat kimia dan Obat Tradisional/ <i>Pharmaceuticals, chemical medicinal products and traditional medicines</i> | –                                                              | –                                                                                |
| 22                                                       | Karet, Barang dari Karet dan Plastik / <i>Rubber and Plastic Products</i>                                                            | 22                                                             | 4 729                                                                            |
| 23                                                       | Barang Galian Bukan Logam/ <i>Other Non Metallic Mineral Products</i>                                                                | 19                                                             | 2 999                                                                            |
| 24                                                       | Logam Dasar / <i>Basic Metals</i>                                                                                                    | 2                                                              | 398                                                                              |
| 25                                                       | Barang Logam, Bukan Mesin dan Peralatannya/ <i>Fabricated Metal Products, Excepts Machinery and Equipment</i>                        | 6                                                              | 237                                                                              |
| 27                                                       | Peralatan Listrik/ <i>Electrical Equipments</i>                                                                                      | –                                                              | –                                                                                |
| 28                                                       | Mesin dan Perlengkapan YTDL/ <i>Machinery and Equipment N.E.C</i>                                                                    | 4                                                              | 673                                                                              |
| 29                                                       | Kendaraan Bermotor, Trailer dan Semi Trailer / <i>Motor Vehicles, Trailers and Semi Trailers</i>                                     | 1                                                              | 20                                                                               |
| 30                                                       | Alat Angkutan Lainnya / <i>Other Transport Equipment</i>                                                                             | 2                                                              | 637                                                                              |
| 31                                                       | Furnitur / <i>Furniture</i>                                                                                                          | 12                                                             | 999                                                                              |
| 32                                                       | Pengolahan Lainnya / <i>Other Manufacturing</i>                                                                                      | 5                                                              | 358                                                                              |
| 33                                                       | Jasa Reparasi dan Pemasangan Mesin dan Peralatan/ <i>Repair and Installation of Machinery and Equipment</i>                          | 2                                                              | 66                                                                               |
| <b>Jumlah/Total</b>                                      |                                                                                                                                      | <b>381</b>                                                     | <b>62 348</b>                                                                    |

Sumber/*Source*: BPS, Survei Industri Besar dan Sedang Tahunan/*BPS-Statistics Indonesia, The Annual Large and Medium Manufacturing Establishment Survey*



**Tabel**  
**Table** 7.1.2

**Jumlah Perusahaan, Tenaga Kerja, Investasi, dan Nilai Produksi pada Industri Besar dan Sedang Menurut Kabupaten/Kota di Provinsi Lampung, 2021**  
**Number of Companies, Employees, Investment, and Production Value in Large and Medium Industries by Regency/Municipality in Lampung Province, 2021**

| Kabupaten/Kota<br>Regency/Municipality | Jumlah Perusahaan<br>Number of Establishments<br>(unit) | Jumlah Tenaga Kerja<br>Number of Workers Engaged (orang/person) | Investasi<br>Investment (ribu rupiah/thousand rupiahs) | Nilai Produksi<br>Production Value (ribu rupiah/thousand rupiahs) |
|----------------------------------------|---------------------------------------------------------|-----------------------------------------------------------------|--------------------------------------------------------|-------------------------------------------------------------------|
| (1)                                    | (2)                                                     | (3)                                                             | (4)                                                    | (5)                                                               |
| Lampung Barat                          | –                                                       | –                                                               | ...                                                    | ...                                                               |
| Tanggamus                              | 2                                                       | 194                                                             | ...                                                    | ...                                                               |
| Lampung Selatan                        | 101                                                     | 12 814                                                          | ...                                                    | ...                                                               |
| Lampung Timur                          | 37                                                      | 2 938                                                           | ...                                                    | ...                                                               |
| Lampung Tengah                         | 75                                                      | 16 743                                                          | ...                                                    | ...                                                               |
| Lampung Utara                          | 13                                                      | 2 908                                                           | ...                                                    | ...                                                               |
| Way Kanan                              | 9                                                       | 5 113                                                           | ...                                                    | ...                                                               |
| Tulang Bawang                          | 11                                                      | 7 224                                                           | ...                                                    | ...                                                               |
| Pesawaran                              | 10                                                      | 878                                                             | ...                                                    | ...                                                               |
| Pringsewu                              | 8                                                       | 364                                                             | ...                                                    | ...                                                               |
| Mesuji                                 | 5                                                       | 1 138                                                           | ...                                                    | ...                                                               |
| Tulang Bawang Barat                    | 10                                                      | 1 550                                                           | ...                                                    | ...                                                               |
| Pesisir Barat                          | –                                                       | –                                                               | ...                                                    | ...                                                               |
| Bandar Lampung                         | 86                                                      | 9 806                                                           | ...                                                    | ...                                                               |
| Metro                                  | 14                                                      | 678                                                             | ...                                                    | ...                                                               |
| <b>Lampung</b>                         | <b>381</b>                                              | <b>62 348</b>                                                   | <b>...</b>                                             | <b>...</b>                                                        |

Sumber/Source: BPS, Survei Industri Besar dan Sedang Tahunan/BPS-Statistics Indonesia, The Annual Large and Medium Manufacturing Establishment Survey

## 7.2 INDUSTRI MIKRO DAN KECIL

### MICRO AND SMALL MANUFACTURING INDUSTRY

**Tabel** 7.2.1 **Jumlah Perusahaan dan Tenaga Kerja Menurut Klasifikasi Industri pada Industri Mikro dan Kecil, 2021**  
**Table** 7.2.1 **Number of Establishments and Workers Engaged by Industrial Classification in Micro and Small Manufacturing Industry, 2021**

|    | <b>Klasifikasi Industri</b><br><i>Industrial Classification</i>                                | <b>Jumlah Perusahaan</b><br><i>Number of Establishments</i><br>(unit) | <b>Jumlah Tenaga Kerja</b><br><i>Number of Workers</i><br><i>Engaged (orang/person)</i> |
|----|------------------------------------------------------------------------------------------------|-----------------------------------------------------------------------|-----------------------------------------------------------------------------------------|
|    | (1)                                                                                            | (2)                                                                   | (3)                                                                                     |
| 10 | Makanan/ <i>Food</i>                                                                           | 35 792                                                                | 81 188                                                                                  |
| 11 | Minuman/ <i>Beverages</i>                                                                      | 1 770                                                                 | 3 017                                                                                   |
| 12 | Pengolahan Tembakau/ <i>Tobacco Products</i>                                                   | –                                                                     | –                                                                                       |
| 13 | Tekstil/ <i>Textile</i>                                                                        | 1 909                                                                 | 2 632                                                                                   |
| 14 | Pakaian Jadi/ <i>Wearing Apparel</i>                                                           | 8 585                                                                 | 13 454                                                                                  |
| 15 | Kulit, Barang dari Kulit dan Alas Kaki/ <i>Leather and Related Products and Footwear</i>       | 54                                                                    | 54                                                                                      |
| 16 | Kayu, Barang dari Kayu dan Gabus / <i>Wood and Products of Wood and Cork</i>                   | 9 522                                                                 | 17 865                                                                                  |
| 17 | Kertas dan Barang dari Kertas / <i>Paper and Paper Products</i>                                | 38                                                                    | 126                                                                                     |
| 18 | Percetakan dan Reproduksi Media Rekaman / <i>Printing and Reproduction of Recorded Media</i>   | 1 468                                                                 | 3 448                                                                                   |
| 19 | Produk dari Batu Bara dan Pengilangan Minyak Bumi / <i>Coke and Refined Petroleum Products</i> | –                                                                     | –                                                                                       |
| 20 | Bahan Kimia dan Barang dari Bahan Kimia / <i>Chemicals and Chemical Products</i>               | 166                                                                   | 286                                                                                     |

Lanjutan Tabel/Continued Table 7.2.1

| Klasifikasi Industri<br><i>Industrial Classification</i> |                                                                                                                                      | Jumlah Perusahaan<br><i>Number of Establishments</i><br>(unit) | Jumlah Tenaga Kerja<br><i>Number of Workers</i><br><i>Engaged (orang/person)</i> |
|----------------------------------------------------------|--------------------------------------------------------------------------------------------------------------------------------------|----------------------------------------------------------------|----------------------------------------------------------------------------------|
| (1)                                                      | (2)                                                                                                                                  | (3)                                                            |                                                                                  |
| 21                                                       | Bahan Farmasi, Produk Obat kimia dan Obat Tradisional/ <i>Pharmaceuticals, chemical medicinal products and traditional medicines</i> | 77                                                             | 227                                                                              |
| 22                                                       | Karet, Barang dari Karet dan Plastik / <i>Rubber and Plastic Products</i>                                                            | 131                                                            | 423                                                                              |
| 23                                                       | Barang Galian Bukan Logam/ <i>Other Non Metallic Mineral Products</i>                                                                | 15 004                                                         | 37 227                                                                           |
| 24                                                       | Logam Dasar / <i>Basic Metals</i>                                                                                                    | –                                                              | –                                                                                |
| 25                                                       | Barang Logam, Bukan Mesin dan Peralatannya/ <i>Fabricated Metal Products, Excepts Machinery and Equipment</i>                        | 2 765                                                          | 4 990                                                                            |
| 26                                                       | Komputer, Barang Elektronik, dan Optik/ <i>Computer, Electronic, and Optical Products</i>                                            | 33                                                             | 63                                                                               |
| 27                                                       | Peralatan Listrik/ <i>Electrical Equipments</i>                                                                                      | –                                                              | –                                                                                |
| 28                                                       | Mesin dan Perlengkapan YTDL/ <i>Machinery and Equipment N.E.C</i>                                                                    | 94                                                             | 318                                                                              |
| 29                                                       | Kendaraan Bermotor, Trailer dan Semi Trailer / <i>Motor Vehicles, Trailers and Semi Trailers</i>                                     | 236                                                            | 646                                                                              |
| 30                                                       | Alat Angkutan Lainnya / <i>Other Transport Equipment</i>                                                                             | 87                                                             | 150                                                                              |
| 31                                                       | Furnitur / <i>Furniture</i>                                                                                                          | 4 196                                                          | 8 831                                                                            |
| 32                                                       | Pengolahan Lainnya / <i>Other Manufacturing</i>                                                                                      | 1 884                                                          | 3 295                                                                            |
| 33                                                       | Jasa Reparasi dan Pemasangan Mesin dan Peralatan/ <i>Repair and Installation of Machinery and Equipment</i>                          | 213                                                            | 386                                                                              |
| <b>Jumlah/Total</b>                                      |                                                                                                                                      | <b>84 024</b>                                                  | <b>178 626</b>                                                                   |

Sumber/Source: BPS, Survei Industri Mikro dan Kecil Tahunan/BPS-Statistics Indonesia, The Annual Micro and Small Manufacturing Industry Survey

**Tabel**  
**Table** 7.2.2

**Jumlah Perusahaan, Tenaga Kerja, Investasi, dan Nilai Produksi pada Industri Mikro dan Kecil Menurut Kabupaten/Kota, 2021**  
**Number of Establishments, Workers Engaged, Investment, and Production Value in Micro and Small Manufacturing Industry by Regency/Municipality, 2021**

| Kabupaten/Kota<br>Regency/Municipality | Jumlah<br>Perusahaan<br>Number of<br>Establishments<br>(unit) | Jumlah Tenaga<br>Kerja<br>Number of<br>Workers<br>Engaged (orang/<br>person) | Investasi<br>Investment<br>(ribu rupiah/<br>thousand<br>rupiahs) | Nilai Produksi<br>Production Value<br>(ribu rupiah<br>/thousand<br>rupiahs) |
|----------------------------------------|---------------------------------------------------------------|------------------------------------------------------------------------------|------------------------------------------------------------------|-----------------------------------------------------------------------------|
| (1)                                    | (2)                                                           | (3)                                                                          | (4)                                                              | (5)                                                                         |
| Lampung Barat                          | 3 505                                                         | 8 288                                                                        | ...                                                              | ...                                                                         |
| Tanggamus                              | 6 914                                                         | 13 869                                                                       | ...                                                              | ...                                                                         |
| Lampung Selatan                        | 7 114                                                         | 16 274                                                                       | ...                                                              | ...                                                                         |
| Lampung Timur                          | 12 950                                                        | 26 267                                                                       | ...                                                              | ...                                                                         |
| Lampung Tengah                         | 16 917                                                        | 39 147                                                                       | ...                                                              | ...                                                                         |
| Lampung Utara                          | 4 267                                                         | 8 553                                                                        | ...                                                              | ...                                                                         |
| Way Kanan                              | 2 868                                                         | 5 639                                                                        | ...                                                              | ...                                                                         |
| Tulang Bawang                          | 2 886                                                         | 6 039                                                                        | ...                                                              | ...                                                                         |
| Pesawaran                              | 3 577                                                         | 7 093                                                                        | ...                                                              | ...                                                                         |
| Pringsewu                              | 8 657                                                         | 17 281                                                                       | ...                                                              | ...                                                                         |
| Mesuji                                 | 1 156                                                         | 2 422                                                                        | ...                                                              | ...                                                                         |
| Tulang Bawang Barat                    | 1 784                                                         | 3 770                                                                        | ...                                                              | ...                                                                         |
| Pesisir Barat                          | 1 574                                                         | 2 830                                                                        | ...                                                              | ...                                                                         |
| Bandar Lampung                         | 7 273                                                         | 16 132                                                                       | ...                                                              | ...                                                                         |
| Metro                                  | 2 582                                                         | 5 022                                                                        | ...                                                              | ...                                                                         |
| <b>Lampung</b>                         | <b>84 024</b>                                                 | <b>178 626</b>                                                               | <b>...</b>                                                       | <b>...</b>                                                                  |

Sumber/Source: BPS, Survei Industri Mikro dan Kecil Tahunan/BPS-Statistics Indonesia, *The Annual Micro and Small Manufacturing Industry Survey*

**7.3 KONSTRUKSI  
CONSTRUCTION**

**Tabel 7.3.1 Ringkasan Statistik Konstruksi Perorangan, 2020**  
**Table Summary of Micro Construction Establishments Statistics, 2020**

| Uraian<br>Description                                                                           | Satuan<br>Unit                         | Gedung<br>Building | Sipil<br>Civil | Khusus<br>Specialized | Konstruksi<br>Construction |
|-------------------------------------------------------------------------------------------------|----------------------------------------|--------------------|----------------|-----------------------|----------------------------|
| (1)                                                                                             | (2)                                    | (3)                | (4)            | (5)                   | (6)                        |
| 1. Banyaknya Sampel Usaha<br><i>Number of Establishment Sample</i>                              | usaha<br><i>establishment</i>          | 520                | 96             | 119                   | 735                        |
| 2. Rata-Rata Pekerja Tetap<br><i>Average of Permanent Workers</i>                               | orang<br><i>person</i>                 | 2                  | 2              | 1                     | 2                          |
| 3. Median Pekerja Harian per Bulan<br><i>Median of Casual Workers Monthly</i>                   | orang<br><i>person</i>                 | 3                  | 4              | 2                     | 3                          |
| 4. Median Hari Orang Pekerja Harian<br><i>Median of Mandays of Casual Workers</i>               | hari orang<br><i>mandays</i>           | 200                | 270            | 120                   | 200                        |
| 5. Rata-Rata Bulan Kegiatan<br><i>Average of Active Months</i>                                  | bulan<br><i>months</i>                 | 5                  | 5              | 5                     | 5                          |
| 6. Rata-Rata Hari Kerja Pekerja Harian per Bulan<br><i>Average of Mandays of Casual Workers</i> | hari<br><i>days</i>                    | 23                 | 18             | 15                    | 21                         |
| 7. Median Balas Jasa dan Upah Pekerja<br><i>Median of Compensation and Wages of Workers</i>     | ribu rupiah<br><i>thousand rupiahs</i> | 35 853             | 42 850         | 24 000                | 35 200                     |
| 8. Median Nilai Konstruksi<br><i>Median of Construction Value</i>                               | ribu rupiah<br><i>thousand rupiahs</i> | 72 250             | 50 000         | 32 450                | 60 000                     |
| 9. Median Biaya/Pengeluaran<br><i>Median of Expenses</i>                                        | ribu rupiah<br><i>thousand rupiahs</i> | 112 230            | 128 314        | 76 389                | 108 940                    |
| 10. Median Pendapatan<br><i>Median of Income</i>                                                | ribu rupiah<br><i>thousand rupiahs</i> | 140 063            | 151 250        | 116 400               | 137 547                    |
| 11. Median Persentase Keuntungan<br><i>Median of Profit Percentage</i>                          | %                                      | 10                 | 10,16          | 12,87                 | 10                         |
| 12. Median Nilai Bahan/Material Konstruksi<br><i>Median of Construction Materials Used</i>      | ribu rupiah<br><i>thousand rupiahs</i> | 63 375             | 64 375         | 30 700                | 57 000                     |
| 13. Indeks Kondisi Bisnis<br><i>Business Conditions Indices</i>                                 | –                                      | 50,15              | 42,12          | 43,46                 | 45,36                      |
| 14. Indeks Prospek Bisnis<br><i>Business Prospects Indices</i>                                  | –                                      | 61,6               | 55,17          | 55,69                 | 57,58                      |
| 15. Indeks Masalah Bisnis Sebelum Covid-19<br><i>Business Problem Indices Before Covid-19</i>   | –                                      | 8,23               | 10,33          | 13,8                  | 10,73                      |
| 16. Indeks Masalah Bisnis Saat Covid-19<br><i>Business Problem Indices During Covid-19</i>      | –                                      | 15,71              | 19,35          | 22,99                 | 19,26                      |

Sumber/Source: BPS, Survei Usaha Konstruksi Perorangan/BPS-Statistics Indonesia, Micro Construction Establishments Survey

**Tabel** 7.2.2  
**Table**

**Banyaknya Sampel Usaha, Rata-Rata Pekerja Tetap, Median Hari Orang Pekerja Harian, Median Balas Jasa dan Upah Pekerja per Tahun, serta Median Nilai Konstruksi Usaha Konstruksi Perorangan Menurut Kabupaten/Kota, 2020**

**Sample Size, Average of Permanent Workers, Median of Mandays of Casual Workers, Median of Annual Compensation and Wages of Workers, and Median of Construction Value by Unincorporated Construction Establishments by Regency/Municipality, 2020**

| Kabupaten/Kota<br>Regency/Municipality | Jumlah Sampel<br>Usaha<br>Sample Size<br>Establishment | Rata-Rata<br>Pekerja<br>Tetap<br>(orang)<br>Average of<br>Permanent<br>Workers<br>(person) | Median Hari<br>Orang<br>Pekerja Harian<br>(hari orang)<br>Median of<br>Mandays<br>of Casual<br>Workers<br>(mandays) | Median Balas Jasa<br>dan<br>Upah Pekerja per<br>Tahun<br>(ribu rupiah)<br>Median of Annual<br>Compensation and<br>Wages of Workers<br>(thousand rupiahs) | Median Nilai<br>Konstruksi<br>(ribu rupiah)<br>Median of<br>Construction<br>Value<br>(thousand<br>rupiahs) |
|----------------------------------------|--------------------------------------------------------|--------------------------------------------------------------------------------------------|---------------------------------------------------------------------------------------------------------------------|----------------------------------------------------------------------------------------------------------------------------------------------------------|------------------------------------------------------------------------------------------------------------|
| (1)                                    | (2)                                                    | (3)                                                                                        | (4)                                                                                                                 | (5)                                                                                                                                                      | (6)                                                                                                        |
| Lampung Barat                          | 50                                                     | 1                                                                                          | 96                                                                                                                  | 15 850                                                                                                                                                   | 70 143                                                                                                     |
| Tanggamus                              | 50                                                     | 1                                                                                          | 390                                                                                                                 | 41 795                                                                                                                                                   | 55 000                                                                                                     |
| Lampung Selatan                        | 51                                                     | 1                                                                                          | 320                                                                                                                 | 57 840                                                                                                                                                   | 45 000                                                                                                     |
| Lampung Timur                          | 50                                                     | 2                                                                                          | 960                                                                                                                 | 101 141                                                                                                                                                  | 74 500                                                                                                     |
| Lampung Tengah                         | 50                                                     | 3                                                                                          | 378                                                                                                                 | 28 080                                                                                                                                                   | 90 000                                                                                                     |
| Lampung Utara                          | 50                                                     | 3                                                                                          | 120                                                                                                                 | 23 960                                                                                                                                                   | 75 000                                                                                                     |
| Way Kanan                              | 50                                                     | 2                                                                                          | 300                                                                                                                 | 37 375                                                                                                                                                   | 55 000                                                                                                     |
| Tulang Bawang                          | 50                                                     | 2                                                                                          | 288                                                                                                                 | 58 400                                                                                                                                                   | 64 900                                                                                                     |
| Pesawaran                              | 52                                                     | 1                                                                                          | 312                                                                                                                 | 44 070                                                                                                                                                   | 82 975                                                                                                     |
| Pringsewu                              | 50                                                     | 2                                                                                          | 507                                                                                                                 | 59 400                                                                                                                                                   | 42 000                                                                                                     |
| Mesuji                                 | 30                                                     | 1                                                                                          | 72                                                                                                                  | 15 210                                                                                                                                                   | 81 500                                                                                                     |
| Tulang Bawang Barat                    | 51                                                     | 2                                                                                          | 142                                                                                                                 | 33 000                                                                                                                                                   | 58 750                                                                                                     |
| Pesisir Barat                          | 50                                                     | 2                                                                                          | 133                                                                                                                 | 35 800                                                                                                                                                   | 81 000                                                                                                     |
| Bandar Lampung                         | 50                                                     | 1                                                                                          | 130                                                                                                                 | 25 728                                                                                                                                                   | 35 000                                                                                                     |
| Metro                                  | 51                                                     | 2                                                                                          | 126                                                                                                                 | 21 634                                                                                                                                                   | 37 200                                                                                                     |
| <b>Lampung</b>                         | <b>735</b>                                             | <b>2</b>                                                                                   | <b>200</b>                                                                                                          | <b>35 200</b>                                                                                                                                            | <b>60 000</b>                                                                                              |

Sumber/Source: BPS, Survei Usaha Konstruksi Perorangan/BPS-Statistics Indonesia, Micro Construction Establishments Survey



# PARIWISATA TOURISM



## BAB 8 Chapter 8

Tahun 2022

**Tingkat Penghunian Kamar Hotel  
di Provinsi Lampung mencapai**

# 55,67%

*In 2022, Lampung Province's room occupancy rate reached 55.67%*



# Pariwisata

Tourism

## Hotel Nonbintang dan Akomodasi Lainnya

Non-Classified Hotel and Other Accommodation



**360**

Akomodasi Accommodation

**6.773**

Kamar / Rooms

**10.004**

Tempat Tidur Beds



## Hotel Bintang

Classified Hotel



**28**

Akomodasi Accommodation



**2.613**

Kamar / Rooms



**4.054**

Tempat Tidur Beds

**55,67%**

Tingkat Hunian Kamar pada 2022  
Occupancy Rate on 2022

**28,87%**

Tingkat Hunian Kamar pada 2022  
Occupancy Rate on 2022



## PENJELASAN TEKNIS

## TECHNICAL NOTES

**1. Wisatawan mancanegara** (wisman) ialah setiap pengunjung yang mengunjungi suatu negara di luar tempat tinggalnya, didorong oleh satu atau beberapa keperluan tanpa bermaksud memperoleh penghasilan di tempat yang dikunjungi dan lamanya kunjungan tersebut tidak lebih dari satu tahun (12 bulan). Definisi ini mencakup 2 (dua) kategori wisatawan mancanegara, yaitu:

- a. Wisatawan (turis) ialah setiap pengunjung seperti definisi di atas yang tinggal paling sedikit 24 jam, akan tetapi tidak lebih dari 1 (satu) tahun di tempat yang dikunjungi, dengan maksud antara lain: berlibur, rekreasi, olah raga, bisnis, menghadiri pertemuan, studi, dan kunjungan dengan alasan kesehatan.
- b. "Excursionist" ialah setiap pengunjung seperti definisi di atas yang tinggal kurang dari 24 jam di tempat yang dikunjungi (termasuk "Cruise passengers"). Cruise Passengers ialah setiap pengunjung yang tiba di suatu negara di mana mereka tidak menginap di akomodasi yang tersedia di negara tersebut, misalnya dengan kapal laut.

**1. An International Visitor** is any person visiting a country other than his usual place of residence for any reason other than for earning income in the country visited, and the length of stay is no more than one year (12 months). This definition covers two categories of foreign visitors, namely :

- a. "Tourist" is any visitor staying for at least 24 hours, but no more than one year, in the country visited, with the intention of visiting, and for any of these purposes: Pleasure, recreation and sports, Business, visiting friends and relatives, missions, attending meetings, conferences, visit for health reasons and study.
- b. "Excursionist" is any visitor staying less than 24 hours in the country visited including, "Cruise Passengers", i.e. visitors arriving in a country without staying in any accommodation available in the visited country.

2. **Rata-rata lama tinggal** adalah rata-rata waktu tinggal wisatawan mancanegara di Indonesia untuk satu kali kunjungan.
3. **Usaha penyediaan akomodasi** adalah usaha yang menyediakan pelayanan penginapan yang dapat dilengkapi dengan pelayanan pariwisata lainnya. Usaha penyediaan akomodasi dapat berupa hotel, vila, pondok wisata, bumi perkemahan, persinggahan karavan, dan akomodasi lainnya yang digunakan untuk tujuan pariwisata.
4. **Hotel** adalah penyediaan akomodasi secara harian berupa kamar-kamar di dalam satu bangunan yang dapat dilengkapi dengan jasa pelayanan makan dan minum, kegiatan hiburan dan atau fasilitas lainnya. Hotel terdiri dari hotel berbintang dan hotel non-bintang.
5. **Hotel bintang** adalah usaha penyediaan jasa pelayanan penginapan, makan minum serta jasa lainnya bagi umum dengan menggunakan sebagian atau seluruh bangunan. Usaha ini dikelola secara komersial serta memenuhi ketentuan persyaratan sebagai hotel bintang (termasuk berlian) yang ditetapkan dalam surat keputusan instansi yang membinanya. Misalnya hotel bintang lima, hotel bintang empat dan seterusnya.
2. **Average length of stay** is the average stay duration of foreign visitor in Indonesia for one trip.
3. **The business of providing accommodation** is a business that provides specialty services that can be equipped with other tourism services. It includes hotel, villa, cottage, camping, caravan stop, and other accommodation that are used for tourism purposes.
4. **Hotel** is a daily supply of accommodation rooms within a building which can be equipped with eating and drinking services, entertainment activities and/or other facilities. Hotel consists of a classified hotel and a non-classified hotel.
5. **A star hotel** is the business of providing an accommodation, eating and drinking as well as other services for the public by using a building or a part of a building. It is managed commercially and meets specified requirements as a star hotel (including diamonds) set forth in the decree of fostering agency. For example, five star hotel, four star hotel, and so on.

6. **Tingkat penghunian kamar hotel** adalah persentase banyaknya malam kamar yang dihuni terhadap banyaknya malam kamar yang tersedia.
7. **Rata-rata lamanya tamu menginap** adalah banyaknya malam tempat tidur yang terpakai (malam tamu) dengan banyaknya tamu yang menginap di hotel atau akomodasi lainnya.
6. **Room occupancy rate** is the number of room-nights occupied divided by the number of room-nights available, multiplied by 100 percent.
7. **Average length of stay** is the number of bed-nights used (guest night) divided by the number of guests coming to spend the night at the accommodation

<https://lampung.bps.go.id>

**ULASAN**

Pada tahun 2022, jumlah akomodasi hotel berbintang di Provinsi Lampung sebanyak 28 unit dengan tingkat hunian sebesar 55,67 persen. Sedangkan jumlah akomodasi hotel non bintang sebanyak 360 unit dengan tingkat hunian sebesar 2.887 persen.

Jumlah rumah makan/restoran di Provinsi Lampung mengalami kenaikan dari tahun 2019. Pada tahun 2022, jumlah rumah makan/restoran mencapai 1.975 unit, dimana 29,32 persennya berada di Kota Bandar Lampung. Kabupaten yang memiliki rumah makan/restoran terbanyak adalah Kabupaten Lampung Tengah dengan jumlah 283 unit.

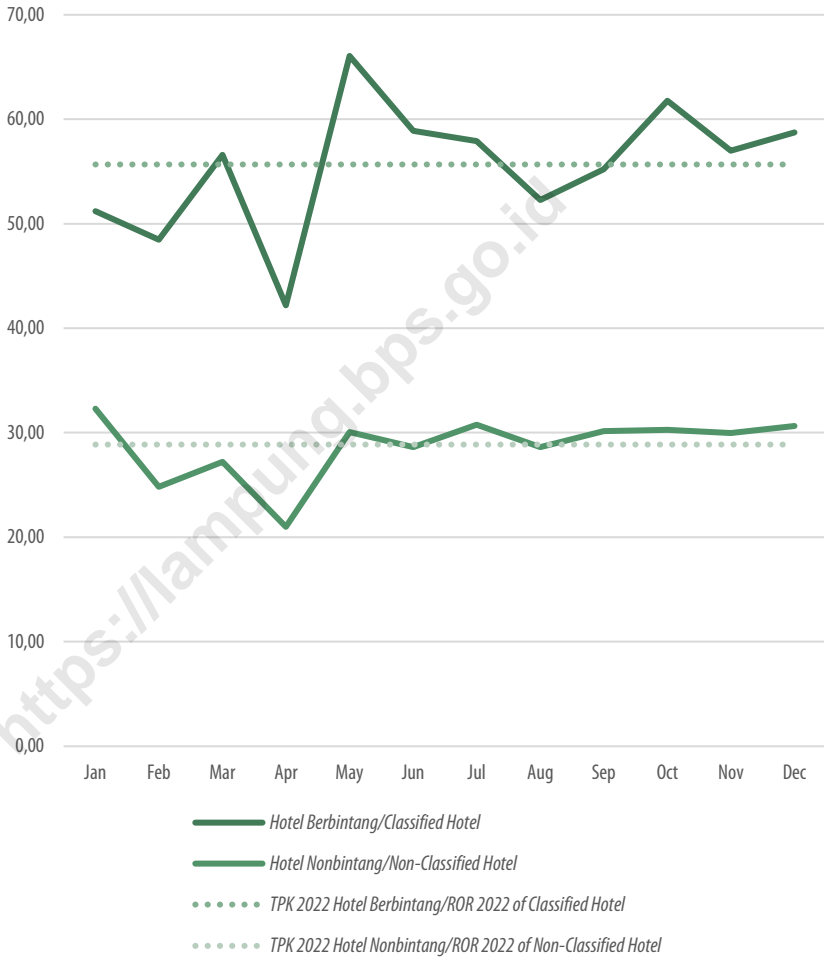
**DESCRIPTION**

*In 2021, the number of starred hotel accommodations in Lampung Province was 29 units with occupancy rates of 43.38 percent. While the number of non-starred hotel accommodations is 362 units with a occupancy rate of 25.07 percent.*

*The number of restaurants in Lampung Province shows an increasing trend since 2017. In 2022, the number of restaurants reached 1,975 units, of which 29.32 percent are in Bandar Lampung. Regency with highest number of restaurants is Lampung Tengah Regency which has 283 units of restaurants.*

**Gambar 8.1**  
**Figures**

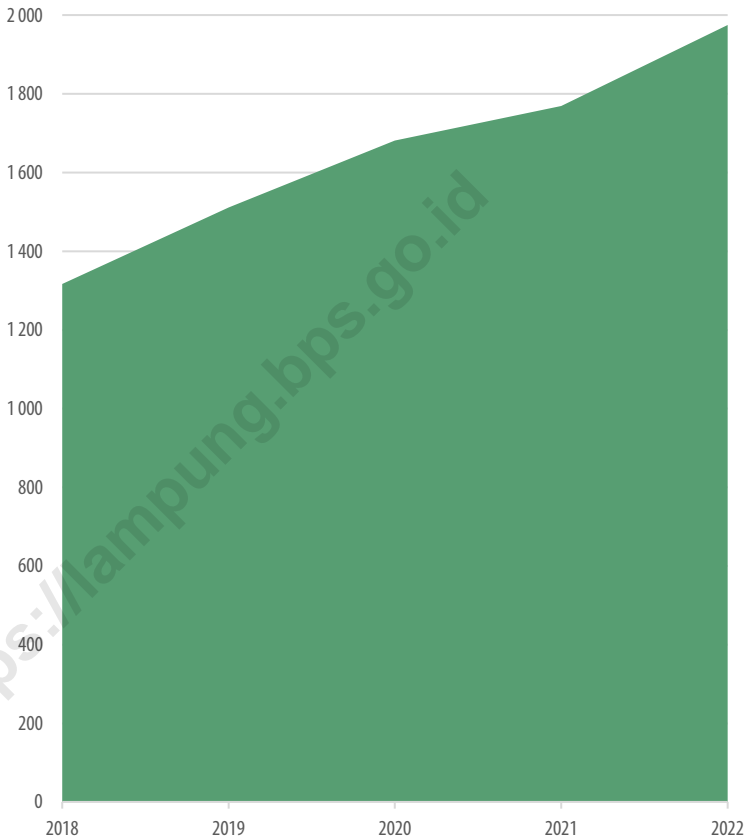
**Tingkat Penghunian Kamar Hotel Bintang dan Non Bintang menurut Bulan di Provinsi Lampung (Persen), 2022**  
**Room Occupancy Rate of Classified and Non-Classified Hotels by Month in Lampung Province (percent), 2022**



Sumber/Source: BPS, Survei Hotel Tahunan (VHTL)/BPS-Statistics Indonesia, Hotels Survey

**Gambar** 8.2  
**Figures**

**Jumlah Rumah Makan/Restoran di Provinsi Lampung, 2018–2022**  
**Number of Restaurants in Lampung Province, 2018–2022**



Sumber/Source: Dinas Pariwisata dan Ekonomi Kreatif Provinsi Lampung/Tourism and Creative Economy Office of Lampung Province



**Tabel**  
**Table 8.1**

**Jumlah Akomodasi, Kamar, dan Tempat Tidur yang Tersedia pada Hotel Bintang Menurut Kabupaten/Kota di Provinsi Lampung, 2018–2022**  
***Number of Accommodations, Available Rooms and Beds in Classified Hotel by Regency/Municipality in Lampung Province, 2018–2022***

| Kabupaten/Kota<br>Regency/Municipality | 2018                        |                |                         |
|----------------------------------------|-----------------------------|----------------|-------------------------|
|                                        | Akomodasi<br>Accommodations | Kamar<br>Rooms | Tempat<br>Tidur<br>Beds |
| (1)                                    | (5)                         | (6)            | (7)                     |
| Lampung Barat                          | –                           | –              | –                       |
| Tanggamus                              | –                           | –              | –                       |
| Lampung Selatan                        | 1                           | 76             | 156                     |
| Lampung Timur                          | –                           | –              | –                       |
| Lampung Tengah                         | 1                           | 145            | 290                     |
| Lampung Utara                          | –                           | –              | –                       |
| Way Kanan                              | –                           | –              | –                       |
| Tulangbawang                           | –                           | –              | –                       |
| Pesawaran                              | –                           | –              | –                       |
| Pringsewu                              | 1                           | 62             | 96                      |
| Mesuji                                 | –                           | –              | –                       |
| Tulang Bawang Barat                    | –                           | –              | –                       |
| Pesisir Barat                          | –                           | –              | –                       |
| Bandar Lampung                         | 21                          | 2 201          | 3 385                   |
| Metro                                  | –                           | –              | –                       |
| <b>Lampung</b>                         | <b>24</b>                   | <b>2 484</b>   | <b>3 927</b>            |



Lanjutan Tabel/Continued Table 8.1

| Kabupaten/Kota<br>Regency/Municipality | 2019                        |                |                         |
|----------------------------------------|-----------------------------|----------------|-------------------------|
|                                        | Akomodasi<br>Accommodations | Kamar<br>Rooms | Tempat<br>Tidur<br>Beds |
| (1)                                    | (8)                         | (9)            | (10)                    |
| Lampung Barat                          | –                           | –              | –                       |
| Tanggamus                              | –                           | –              | –                       |
| Lampung Selatan                        | 1                           | 75             | 77                      |
| Lampung Timur                          | –                           | –              | –                       |
| Lampung Tengah                         | 1                           | 145            | 290                     |
| Lampung Utara                          | –                           | –              | –                       |
| Way Kanan                              | –                           | –              | –                       |
| Tulangbawang                           | –                           | –              | –                       |
| Pesawaran                              | –                           | –              | –                       |
| Pringsewu                              | 1                           | 62             | 96                      |
| Mesuji                                 | –                           | –              | –                       |
| Tulang Bawang Barat                    | –                           | –              | –                       |
| Pesisir Barat                          | –                           | –              | –                       |
| Bandar Lampung                         | 19                          | 2 128          | 2 985                   |
| Metro                                  | –                           | –              | –                       |
| <b>Lampung</b>                         | <b>22</b>                   | <b>2 410</b>   | <b>3 448</b>            |

Lanjutan Tabel/*Continued Table 8.1*

| Kabupaten/Kota<br><i>Regency/Municipality</i> | 2020                               |                       |                                |
|-----------------------------------------------|------------------------------------|-----------------------|--------------------------------|
|                                               | Akomodasi<br><i>Accommodations</i> | Kamar<br><i>Rooms</i> | Tempat<br>Tidur<br><i>Beds</i> |
| (1)                                           | (11)                               | (12)                  | (13)                           |
| Lampung Barat                                 | –                                  | –                     | –                              |
| Tanggamus                                     | –                                  | –                     | –                              |
| Lampung Selatan                               | 1                                  | 76                    | 156                            |
| Lampung Timur                                 | –                                  | –                     | –                              |
| Lampung Tengah                                | 1                                  | 145                   | 230                            |
| Lampung Utara                                 | –                                  | –                     | –                              |
| Way Kanan                                     | –                                  | –                     | –                              |
| Tulangbawang                                  | –                                  | –                     | –                              |
| Pesawaran                                     | –                                  | –                     | –                              |
| Pringsewu                                     | 1                                  | 62                    | 124                            |
| Mesuji                                        | –                                  | –                     | –                              |
| Tulang Bawang Barat                           | –                                  | –                     | –                              |
| Pesisir Barat                                 | –                                  | –                     | –                              |
| Bandar Lampung                                | 21                                 | 2 284                 | 3 566                          |
| Metro                                         | –                                  | –                     | –                              |
| <b>Lampung</b>                                | <b>24</b>                          | <b>2 567</b>          | <b>4 076</b>                   |

Lanjutan Tabel/*Continued Table 8.1*

| Kabupaten/Kota<br><i>Regency/Municipality</i> | 2021                               |                       |                                |
|-----------------------------------------------|------------------------------------|-----------------------|--------------------------------|
|                                               | Akomodasi<br><i>Accommodations</i> | Kamar<br><i>Rooms</i> | Tempat<br>Tidur<br><i>Beds</i> |
| (1)                                           | (14)                               | (15)                  | (16)                           |
| Lampung Barat                                 | –                                  | –                     | –                              |
| Tanggamus                                     | –                                  | –                     | –                              |
| Lampung Selatan                               | 2                                  | 112                   | 129                            |
| Lampung Timur                                 | –                                  | –                     | –                              |
| Lampung Tengah                                | 1                                  | 145                   | 145                            |
| Lampung Utara                                 | –                                  | –                     | –                              |
| Way Kanan                                     | 1                                  | 22                    | 29                             |
| Tulangbawang                                  | –                                  | –                     | –                              |
| Pesawaran                                     | –                                  | –                     | –                              |
| Pringsewu                                     | 1                                  | 62                    | 124                            |
| Mesuji                                        | –                                  | –                     | –                              |
| Tulang Bawang Barat                           | –                                  | –                     | –                              |
| Pesisir Barat                                 | –                                  | –                     | –                              |
| Bandar Lampung                                | 23                                 | 2455                  | 3668                           |
| Metro                                         | 1                                  | 34                    | 64                             |
| <b>Lampung</b>                                | <b>29</b>                          | <b>2 830</b>          | <b>4 159</b>                   |

Lanjutan Tabel/*Continued Table 8.1*

| Kabupaten/Kota<br><i>Regency/Municipality</i> | 2022                               |                       |                                |
|-----------------------------------------------|------------------------------------|-----------------------|--------------------------------|
|                                               | Akomodasi<br><i>Accommodations</i> | Kamar<br><i>Rooms</i> | Tempat<br>Tidur<br><i>Beds</i> |
| (1)                                           | (17)                               | (18)                  | (19)                           |
| Lampung Barat                                 | –                                  | –                     | –                              |
| Tanggamus                                     | –                                  | –                     | –                              |
| Lampung Selatan                               | 1                                  | 75                    | 128                            |
| Lampung Timur                                 | –                                  | –                     | –                              |
| Lampung Tengah                                | 1                                  | 100                   | 200                            |
| Lampung Utara                                 | –                                  | –                     | –                              |
| Way Kanan                                     | 1                                  | 22                    | 29                             |
| Tulangbawang                                  | –                                  | –                     | –                              |
| Pesawaran                                     | –                                  | –                     | –                              |
| Pringsewu                                     | 1                                  | 62                    | 124                            |
| Mesuji                                        | –                                  | –                     | –                              |
| Tulang Bawang Barat                           | –                                  | –                     | –                              |
| Pesisir Barat                                 | –                                  | –                     | –                              |
| Bandar Lampung                                | 23                                 | 2 320                 | 3 509                          |
| Metro                                         | 1                                  | 34                    | 64                             |
| <b>Lampung</b>                                | <b>28</b>                          | <b>2 613</b>          | <b>4 054</b>                   |

Sumber/*Source*: BPS, Survei Hotel Tahunan (VHTL)/*BPS-Statistics Indonesia, Hotels Survey*  
 BPS, Updating Direktori Pariwisata/*BPS-Statistics Indonesia, Tourism Updating Directory*

**Tabel**  
**Table 8.2****Jumlah Akomodasi, Kamar, dan Tempat Tidur yang Tersedia pada Hotel Nonbintang dan Akomodasi Lainnya Menurut Kabupaten/Kota di Provinsi Lampung, 2018–2022****Number of Accommodations, Available Rooms and Beds in Non-Classified Hotel and Other Accommodations by Regency/Municipality in Lampung Province, 2018–2022**

| Kabupaten/Kota<br>Regency/Municipality | 2018                        |                |                         |
|----------------------------------------|-----------------------------|----------------|-------------------------|
|                                        | Akomodasi<br>Accommodations | Kamar<br>Rooms | Tempat<br>Tidur<br>Beds |
| (1)                                    | (5)                         | (6)            | (7)                     |
| Lampung Barat                          | 21                          | 359            | 668                     |
| Tanggamus                              | 13                          | 235            | 378                     |
| Lampung Selatan                        | 27                          | 550            | 843                     |
| Lampung Timur                          | 14                          | 209            | 309                     |
| Lampung Tengah                         | 22                          | 426            | 837                     |
| Lampung Utara                          | 17                          | 440            | 745                     |
| Way Kanan                              | 6                           | 69             | 111                     |
| Tulangbawang                           | 15                          | 429            | 678                     |
| Pesawaran                              | –                           | –              | –                       |
| Pringsewu                              | 10                          | 211            | 299                     |
| Mesuji                                 | 3                           | 54             | 82                      |
| Tulang Bawang Barat                    | 6                           | 91             | 137                     |
| Pesisir Barat                          | 62                          | 650            | 1 023                   |
| Kota Bandar Lampung                    | 80                          | 1 989          | 3 353                   |
| Kota Metro                             | 14                          | 289            | 417                     |
| <b>Lampung</b>                         | <b>310</b>                  | <b>6 001</b>   | <b>9 880</b>            |

Lanjutan Tabel/*Continued Table 8.2*

| Kabupaten/Kota<br><i>Regency/Municipality</i> | 2019                               |                       |                                |
|-----------------------------------------------|------------------------------------|-----------------------|--------------------------------|
|                                               | Akomodasi<br><i>Accommodations</i> | Kamar<br><i>Rooms</i> | Tempat<br>Tidur<br><i>Beds</i> |
| (1)                                           | (8)                                | (9)                   | (10)                           |
| Lampung Barat                                 | 18                                 | 332                   | 635                            |
| Tanggamus                                     | 16                                 | 194                   | 235                            |
| Lampung Selatan                               | 21                                 | 473                   | 614                            |
| Lampung Timur                                 | 14                                 | 207                   | 315                            |
| Lampung Tengah                                | 24                                 | 464                   | 891                            |
| Lampung Utara                                 | 10                                 | 294                   | 449                            |
| Way Kanan                                     | 6                                  | 73                    | 81                             |
| Tulangbawang                                  | 10                                 | 308                   | 475                            |
| Pesawaran                                     | –                                  | –                     | –                              |
| Pringsewu                                     | 13                                 | 257                   | 347                            |
| Mesuji                                        | 5                                  | 72                    | 107                            |
| Tulang Bawang Barat                           | 5                                  | 49                    | 69                             |
| Pesisir Barat                                 | 55                                 | 477                   | 781                            |
| Kota Bandar Lampung                           | 76                                 | 2 975                 | 4 205                          |
| Kota Metro                                    | 15                                 | 281                   | 399                            |
| <b>Lampung</b>                                | <b>288</b>                         | <b>6 456</b>          | <b>9 603</b>                   |

Lanjutan Tabel/Continued Table 8.2

| Kabupaten/Kota<br>Regency/Municipality | 2020                        |                |                         |
|----------------------------------------|-----------------------------|----------------|-------------------------|
|                                        | Akomodasi<br>Accommodations | Kamar<br>Rooms | Tempat<br>Tidur<br>Beds |
| (1)                                    | (11)                        | (12)           | (13)                    |
| Lampung Barat                          | 24                          | 404            | 728                     |
| Tanggamus                              | 15                          | 268            | 379                     |
| Lampung Selatan                        | 23                          | 594            | 795                     |
| Lampung Timur                          | 14                          | 216            | 313                     |
| Lampung Tengah                         | 25                          | 420            | 872                     |
| Lampung Utara                          | 10                          | 272            | 420                     |
| Way Kanan                              | 9                           | 118            | 146                     |
| Tulangbawang                           | 15                          | 380            | 631                     |
| Pesawaran                              | 13                          | 148            | 225                     |
| Pringsewu                              | 15                          | 278            | 435                     |
| Mesuji                                 | 7                           | 90             | 127                     |
| Tulang Bawang Barat                    | 6                           | 94             | 122                     |
| Pesisir Barat                          | 63                          | 577            | 978                     |
| Kota Bandar Lampung                    | 92                          | 2 529          | 3 769                   |
| Kota Metro                             | 17                          | 384            | 523                     |
| <b>Lampung</b>                         | <b>348</b>                  | <b>6 772</b>   | <b>10 463</b>           |

Lanjutan Tabel/Continued Table 8.2

| Kabupaten/Kota<br>Regency/Municipality | 2021                        |                |                         |
|----------------------------------------|-----------------------------|----------------|-------------------------|
|                                        | Akomodasi<br>Accommodations | Kamar<br>Rooms | Tempat<br>Tidur<br>Beds |
| (1)                                    | (14)                        | (15)           | (16)                    |
| Lampung Barat                          | 23                          | 371            | 679                     |
| Tanggamus                              | 18                          | 285            | 382                     |
| Lampung Selatan                        | 28                          | 469            | 596                     |
| Lampung Timur                          | 14                          | 216            | 313                     |
| Lampung Tengah                         | 23                          | 389            | 660                     |
| Lampung Utara                          | 10                          | 314            | 484                     |
| Way Kanan                              | 10                          | 139            | 180                     |
| Tulangbawang                           | 15                          | 352            | 560                     |
| Pesawaran                              | 15                          | 149            | 271                     |
| Pringsewu                              | 15                          | 260            | 408                     |
| Mesuji                                 | 7                           | 90             | 127                     |
| Tulang Bawang Barat                    | 10                          | 120            | 151                     |
| Pesisir Barat                          | 55                          | 481            | 849                     |
| Kota Bandar Lampung                    | 104                         | 2683           | 3478                    |
| Kota Metro                             | 15                          | 382            | 512                     |
| <b>Lampung</b>                         | <b>362</b>                  | <b>6 700</b>   | <b>9 650</b>            |



Lanjutan Tabel/Continued Table 8.2

| Kabupaten/Kota<br>Regency/Municipality | 2022                        |                |                         |
|----------------------------------------|-----------------------------|----------------|-------------------------|
|                                        | Akomodasi<br>Accommodations | Kamar<br>Rooms | Tempat<br>Tidur<br>Beds |
| (1)                                    | (17)                        | (18)           | (19)                    |
| Lampung Barat                          | 22                          | 342            | 629                     |
| Tanggamus                              | 13                          | 216            | 287                     |
| Lampung Selatan                        | 24                          | 437            | 591                     |
| Lampung Timur                          | 13                          | 207            | 266                     |
| Lampung Tengah                         | 23                          | 361            | 607                     |
| Lampung Utara                          | 10                          | 326            | 509                     |
| Way Kanan                              | 10                          | 134            | 175                     |
| Tulangbawang                           | 12                          | 293            | 459                     |
| Pesawaran                              | 16                          | 188            | 258                     |
| Pringsewu                              | 12                          | 235            | 463                     |
| Mesuji                                 | 5                           | 76             | 105                     |
| Tulang Bawang Barat                    | 8                           | 110            | 145                     |
| Pesisir Barat                          | 53                          | 483            | 846                     |
| Kota Bandar Lampung                    | 125                         | 3 045          | 4 232                   |
| Kota Metro                             | 14                          | 320            | 432                     |
| <b>Lampung</b>                         | <b>360</b>                  | <b>6 773</b>   | <b>10 004</b>           |

Catatan/Note: <sup>1</sup>Data tahun 2017 bergabung dengan kegiatan Sensus Ekonomi/Data in 2017 was joined with Economics Sensus  
 Sumber/Source: BPS, Survei Hotel Tahunan (VHTL)/BPS-Statistics Indonesia, Hotels Survey  
 BPS, Updating Direktori Pariwisata/BPS-Statistics Indonesia, Tourism Updating Directory

**Tabel**  
**Table** 8.3

**Rata-rata Lama Menginap Tamu Asing dan Tamu Domestik Menurut Bulan (hari) di Provinsi Lampung, 2022**  
*Length Average of Stay of Foreign and Domestic Guests by Month (day) in Lampung Province, 2022*

| <b>Bulan<br/>Month</b> | <b>Tamu Asing<br/>Foreign Guests</b> | <b>Tamu Domestik<br/>Domestic Guests</b> |
|------------------------|--------------------------------------|------------------------------------------|
| (1)                    | (2)                                  | (3)                                      |
| Januari/January        | 1,75                                 | 1,13                                     |
| Februari/February      | 3,59                                 | 1,30                                     |
| Maret/March            | 1,21                                 | 1,28                                     |
| April/April            | 2,08                                 | 1,34                                     |
| Mei/May                | 3,11                                 | 1,41                                     |
| Juni/June              | 4,52                                 | 1,48                                     |
| Juli/July              | 3,07                                 | 1,42                                     |
| Agustus/August         | 4,07                                 | 1,41                                     |
| September/September    | 2,57                                 | 1,49                                     |
| Oktober/October        | 2,04                                 | 1,39                                     |
| November/November      | 2,37                                 | 1,39                                     |
| Desember/December      | 4,09                                 | 1,42                                     |
| <b>Jumlah/Total</b>    | <b>3,09</b>                          | <b>1,37</b>                              |

Sumber/Source: BPS, Survei Hotel Tahunan (VHTL)/BPS-Statistics Indonesia, Hotels Survey

**Tabel**  
**Table 8.4****Tingkat Penghunian Kamar Hotel Bintang dan Non Bintang menurut Bulan di Provinsi Lampung (persen), 2022****Room Occupancy Rate of Classified and Non-Classified Hotels by Month in Lampung Province (percent), 2022**

| <b>Bulan<br/>Month</b> | <b>Hotel Berbintang<br/>Classified Hotel</b> | <b>Hotel Nonbintang<br/>Non-Classified Hotel</b> |
|------------------------|----------------------------------------------|--------------------------------------------------|
| (1)                    | (2)                                          | (3)                                              |
| Januari/January        | 51,19                                        | 32,30                                            |
| Februari/February      | 48,48                                        | 24,82                                            |
| Maret/March            | 56,59                                        | 27,21                                            |
| April/April            | 42,20                                        | 21,00                                            |
| Mei/May                | 66,04                                        | 30,07                                            |
| Juni/June              | 58,87                                        | 28,63                                            |
| Juli/July              | 57,92                                        | 30,78                                            |
| Agustus/August         | 52,25                                        | 28,62                                            |
| September/September    | 55,22                                        | 30,15                                            |
| Oktober/October        | 61,78                                        | 30,29                                            |
| November/November      | 56,98                                        | 29,97                                            |
| Desember/December      | 58,74                                        | 30,63                                            |
| <b>Jumlah/Total</b>    | <b>55,67</b>                                 | <b>28,87</b>                                     |

Sumber/Source: BPS, Survei Hotel Tahunan (VHTL)/BPS-Statistics Indonesia, Hotels Survey

**Tabel**  
**Table 8.5****Jumlah Rumah Makan/Restoran Menurut Kabupaten/Kota  
di Provinsi Lampung, 2019–2022**  
**Number of Restaurants by Regency/Municipality in  
Lampung Province, 2019–2022**

| Kabupaten/Kota<br>Regency/Municipality | 2019         | 2020         | 2021         | 2022         |
|----------------------------------------|--------------|--------------|--------------|--------------|
| (1)                                    | (2)          | (3)          | (4)          | (5)          |
| Lampung Barat                          | 48           | 52           | 50           | 74           |
| Tanggamus                              | 92           | 98           | 99           | 97           |
| Lampung Selatan                        | 123          | 130          | 102          | 127          |
| Lampung Timur                          | 78           | 86           | 87           | 93           |
| Lampung Tengah                         | 248          | 255          | 262          | 283          |
| Lampung Utara                          | 70           | 80           | 75           | 87           |
| Way Kanan                              | 31           | 40           | 39           | 45           |
| Tulangbawang                           | 31           | 37           | 40           | 48           |
| Pesawaran                              | 23           | 51           | 88           | 97           |
| Pringsewu                              | 84           | 98           | 103          | 118          |
| Mesuji                                 | 44           | 44           | 42           | 49           |
| Tulang Bawang Barat                    | 64           | 67           | 65           | 73           |
| Pesisir Barat                          | 22           | 27           | 31           | 39           |
| Kota Bandar Lampung                    | 402          | 460          | 517          | 579          |
| Kota Metro                             | 151          | 156          | 169          | 166          |
| <b>Lampung</b>                         | <b>1 511</b> | <b>1 681</b> | <b>1 769</b> | <b>1 975</b> |

Sumber/Source: Dinas Pariwisata dan Ekonomi Kreatif Provinsi Lampung/Tourism and Creative Economy Office of Lampung Province



# TRANSPORTASI DAN KOMUNIKASI

TRANSPORTATION AND COMMUNICATION



**BAB 9**  
Chapter 9

Tahun 2022

**Panjang Jalan Provinsi di  
Provinsi Lampung**

**1.693 km**

*Length of regency road in Lampung Province is 1,693 kilometers*



# Transportasi

Transportation

## Panjang Jalan Menurut Kondisi Jalan Provinsi Lampung

Length of Road by Road Condition of Lampung Province



## Persentase Jalan Beraspal

Percentage of Asphalt Road

**93,84%**

**PENJELASAN TEKNIS**

1. **Kendaraan bermotor** adalah setiap kendaraan yang digerakkan oleh peralatan teknik yang ada pada kendaraan tersebut, biasanya digunakan untuk angkutan orang atau barang di atas jalan raya selain kendaraan yang berjalan di atas rel. Kendaraan bermotor yang dicatat adalah semua jenis kendaraan kecuali kendaraan bermotor TNI/Polri dan Korps Diplomatik.
2. **Mobil penumpang** adalah setiap kendaraan bermotor yang dilengkapi dengan tempat duduk untuk sebanyak-banyaknya delapan orang, tidak termasuk tempat duduk untuk pengemudi, baik dilengkapi atau tidak dilengkapi bagasi.
3. **Mobil bis** adalah setiap kendaraan bermotor yang dilengkapi dengan tempat duduk untuk lebih dari delapan orang, tidak termasuk tempat duduk untuk pengemudi, baik dilengkapi atau tidak dilengkapi bagasi.
4. **Mobil truk** adalah setiap kendaraan bermotor yang digunakan untuk angkutan barang, selain mobil penumpang, mobil bis dan kendaraan bermotor roda dua.
5. **Kereta api** adalah kendaraan dengan tenaga gerak (listrik, diesel atau tenaga uap) yang berjalan

**TECHNICAL NOTES**

1. **Motor vehicles** are any kind of vehicles motorized by machine set up in those vehicles, they are usually used for transporting peoples or goods on roads except vehicles moving along a railway line. The data cover all kinds of motor vehicles except those belong to Indonesia Army Force Indonesian State Police and Diplomatic Corps.
2. **Passenger cars** are any motor vehicles with no more than eight seats, excluding seat for driver, it can be with or without hoot.
3. **Buses** are large passenger cars having seats for more than eight passengers, excluding seat for driver, it can be with or without hoot.
4. **Trucks** are any motor vehicles used to transport goods excluding passenger cars, buses, and motorcycles.
5. **Train** is a coach or a number of coaches joined together, moving along a railway line. It can be



sendiri maupun dirangkaikan dengan kendaraan lain, yang akan atau sedang bergerak di atas rel, terdiri dari kereta penumpang dan kereta barang.

6. **Kilometer penumpang** adalah jumlah kilometer dari semua penumpang yang berangkat. Besaran ini merupakan penjumlahan jarak asal tujuan masing-masing penumpang.
  7. **Rata-rata jarak perjalanan per penumpang** adalah rata-rata yang ditempuh oleh setiap penumpang, atau jumlah kilometer penumpang dibagi dengan jumlah penumpang berangkat.
  8. **Kilometer ton** adalah jumlah kilometer semua ton yang diangkut. Besaran ini merupakan hasil penjumlahan jarak asal tujuan masing-masing barang dalam ton.
  9. **Rata-rata jarak angkut barang** adalah rata-rata jarak yang ditempuh oleh setiap ton barang atau jumlah kilometer ton dibagi dengan ton dimuat.
  10. **Kunjungan kapal** adalah kapal yang datang di pelabuhan baik untuk berlabuh di perairan maupun bersandar di dermaga.
  11. **Gross Ton (GT)** adalah volume ruangan kapal dalam  $m^3$ , kecuali terowongan, lubang poros baling-baling, tempat jangkar, dan alas ganda.
6. **Passenger kilometer** is total kilometers of all departing passenger. This measurement is the sum of distance between the place of origin and the place of destination taken by all passengers.
  7. **Mean distance of journey per passenger** is mean distance taken by each passenger or total of passenger-kilometer divided by the number of departing passengers.
  8. **Ton-kilometer** is total kilometer of all cargoes carried. This is the sum of distance from area of origin to area of destination for each ton of cargoes.
  9. **Mean distance of cargoes loaded** is mean distance of each ton of cargoes loaded or total ton-kilometer divided by total ton of cargoes loaded.
  10. **Ship call** is a ship arriving at a port either for mooring or berthing.
  11. **Gross Ton (GT)** is total volume of all room in a ship ( $m^3$ ), excluding the volume of tunnel, the axle of propellers, the anchor, and the chain locker.

**ULASAN****DESCRIPTION****Panjang Jalan**

Pada tahun 2022, panjang jalan Provinsi di Lampung mencapai 1.693 km kilometer dengan kondisi 93,84 persen jalan sudah beraspal. Jika dilihat menurut kondisi permukaan jalan, 49,17 persen dari panjang jalan provinsi yang ada di Lampung memiliki kondisi yang sudah baik.

**Kendaraan Bermotor**

Jumlah kendaraan bermotor di Provinsi Lampung sangatlah beragam. Pada tahun 2022 tercatat jumlah mobil penumpang sebanyak 324.247 unit, bis sebanyak 3.323 unit, truk sebanyak 190.432 unit, sepeda motor sebanyak 3,5 juta unit dan kendaraan khusus sebanyak 2.406 unit.

**Arus Penumpang**

Pergerakan arus penumpang yang menggunakan moda transportasi umum seperti pesawat dan kereta api di Provinsi Lampung mengalami kenaikan dibandingkan tahun 2021 dikarenakan sudah tidak ada pembatasan kegiatan masyarakat akan pandemi Covid-19. Pada tahun 2022, tercatat jumlah penumpang yang berangkat dari Bandara Radin Inten II sebanyak 346,77 ribu orang. Sedangkan jumlah penumpang yang melalui Stasiun Kereta Api Tanjung Karang sebanyak 556,22 ribu orang.

**Length of Roads**

*In 2022, the length of provincial roads in Lampung will reach 1,693 km with a condition that 93.84 percent of the roads are paved. If viewed according to road surface conditions, 49.17 percent of the length of provincial roads in Lampung are in good condition.*

**Motorized Vehicles**

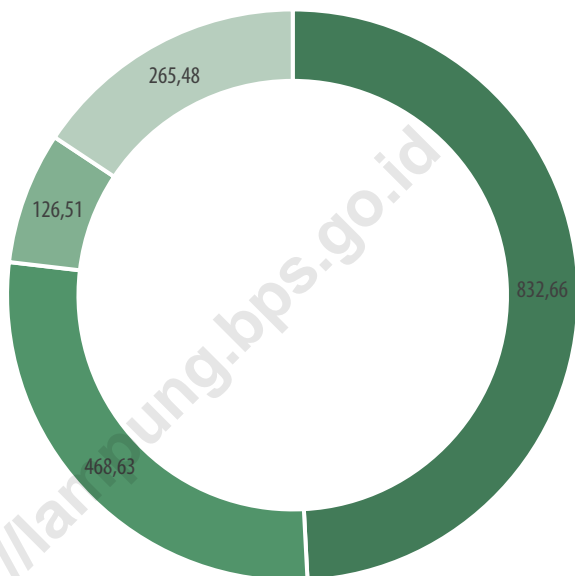
*The number of motorized vehicles in Lampung Province varies greatly. In 2021, there were 324,247 passenger cars, 3,323 buses, 190,432 trucks, 3.5 million motorbikes and 2,406 special vehicles.*

**Movement of passenger**

*The movement of passengers using public transportation modes such as planes and trains in Lampung Province has increased compared to 2021 due to no restrictions on community activities during the Covid-19 pandemic. In 2022, it was recorded that the number of passengers departing from Radin Inten II Airport was 346.77 thousand people. Meanwhile, the number of passengers passing through the Tanjung Karang Train Station was 556.22 thousand people.*

**Gambar** 9.1  
**Figures**

**Panjang Jalan Tingkat Kewenangan Provinsi Lampung menurut Kondisi Jalan (km), 2022**  
**Length of Road in Government Authority Level by Road Condition in Lampung Province (km), 2022**

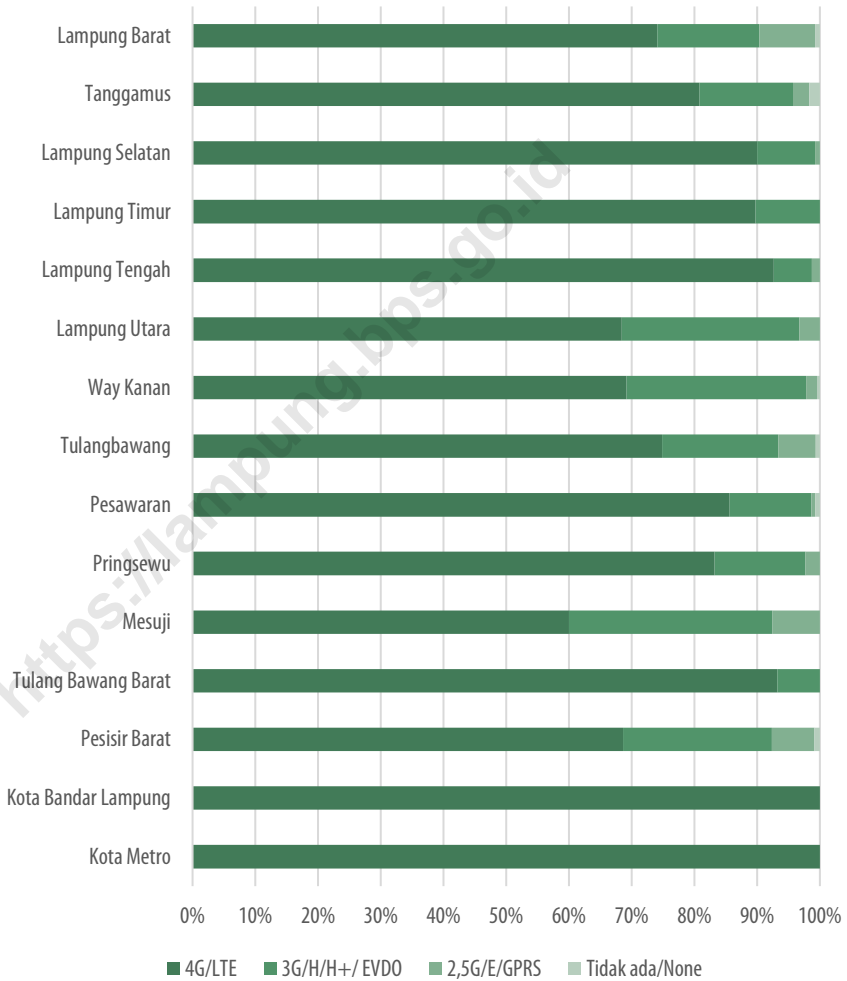


■ Baik/Good ■ Sedang/Average ■ Rusak/Damaged ■ Rusak Berat/Severely Damaged

Sumber/Source: Dinas Bina Marga dan Bina Konstruksi Provinsi Lampung/ Department of Highways and Construction of Lampung Province

**Gambar** 9.2  
**Figures**

**Persentase Desa/Kelurahan menurut Penerimaan Sinyal Internet Telepon Seluler di Kabupaten/Kota Provinsi Lampung, 2021**  
*Percentage of Villages/Sub-district by Cellular Phone Internet Signal Reception in Regency or Municipality of Lampung Province, 2021*



Sumber/Source: BPS, Pendataan Desa (Podes)/ BPS-Statistics Indonesia, Village Potential Data Collection

## 9.1 TRANSPORTASI TRANSPORTATION

**Tabel 9.1.1 Panjang Jalan Menurut Kabupaten/Kota dan Tingkat Kewenangan Pemerintahan Provinsi Lampung (km), 2020–2022**  
*Length of Road by Regency/Municipality and Level of Government Authority in Lampung Province (km), 2020–2022*

| Kabupaten/Kota<br>Regency/Municipality | Akhir Tahun<br>End of Year | Negara <sup>2</sup><br>State <sup>2</sup> | Provinsi<br>Province | Kabupaten/<br>Kota<br>Regency/<br>Municipality | Jumlah<br>Total |
|----------------------------------------|----------------------------|-------------------------------------------|----------------------|------------------------------------------------|-----------------|
| (1)                                    | (2)                        | (3)                                       | (4)                  | (5)                                            | (6)             |
| Lampung Barat                          | 2020                       | 97                                        | 113                  | 724                                            | 934             |
|                                        | 2021                       | 97                                        | 113                  | 724                                            | 934             |
|                                        | 2022                       | ...                                       | 113                  | ...                                            | ...             |
| Tanggamus                              | 2020                       | 96                                        | 197                  | 1 339                                          | 1 632           |
|                                        | 2021                       | 96                                        | 197                  | 1 339                                          | 1 632           |
|                                        | 2022                       | ...                                       | 197                  | ...                                            | ...             |
| Lampung Selatan                        | 2020                       | 154                                       | 105                  | 1 285                                          | 1 544           |
|                                        | 2021                       | 154                                       | 105                  | 1 285                                          | 1 544           |
|                                        | 2022                       | ...                                       | 105                  | ...                                            | ...             |
| Lampung Timur                          | 2020                       | 141                                       | 135                  | 1 884                                          | 2 160           |
|                                        | 2021                       | 141                                       | 135                  | 1 884                                          | 2 160           |
|                                        | 2022                       | ...                                       | 135                  | ...                                            | ...             |
| Lampung Tengah                         | 2020                       | 18                                        | 270                  | 1 343                                          | 1 631           |
|                                        | 2021                       | 18                                        | 270                  | 1 343                                          | 1 631           |
|                                        | 2022                       | ...                                       | 270                  | ...                                            | ...             |
| Lampung Utara                          | 2020                       | 177                                       | 154                  | 2 143                                          | 2 474           |
|                                        | 2021                       | 177                                       | 154                  | 2 143                                          | 2 474           |
|                                        | 2022                       | ...                                       | 154                  | ...                                            | ...             |

Lanjutan Tabel/*Continued Table* 9.1.1

| Kabupaten/Kota<br><i>Regency/Municipality</i> | Akhir Tahun<br><i>End of Year</i> | Negara <sup>2</sup><br><i>State<sup>2</sup></i> | Provinsi<br><i>Province</i> | Kabupaten/<br>Kota<br><i>Regency/<br/>Municipality</i> | Jumlah<br><i>Total</i> |
|-----------------------------------------------|-----------------------------------|-------------------------------------------------|-----------------------------|--------------------------------------------------------|------------------------|
| (1)                                           | (2)                               | (3)                                             | (4)                         | (5)                                                    | (6)                    |
| Way Kanan                                     | 2020                              | 82                                              | 261                         | 2 010                                                  | 2 353                  |
|                                               | 2021                              | 82                                              | 261                         | 2 010                                                  | 2 353                  |
|                                               | 2022                              | ...                                             | 261                         | ...                                                    | ...                    |
| Tulangbawang                                  | 2020                              | 121                                             | 68                          | 1041                                                   | 1 230                  |
|                                               | 2021                              | 121                                             | 68                          | 1041                                                   | 1 230                  |
|                                               | 2022                              | ...                                             | 68                          | ...                                                    | ...                    |
| Pesawaran                                     | 2020                              | 24                                              | 142                         | 919                                                    | 1 085                  |
|                                               | 2021                              | 24                                              | 142                         | 919                                                    | 1 085                  |
|                                               | 2022                              | ...                                             | 142                         | ...                                                    | ...                    |
| Pringsewu                                     | 2020                              | 28                                              | 40                          | 1136                                                   | 1 204                  |
|                                               | 2021                              | 28                                              | 40                          | 1136                                                   | 1 204                  |
|                                               | 2022                              | ...                                             | 40                          | ...                                                    | ...                    |
| Mesuji                                        | 2020                              | 41                                              | 41                          | 563                                                    | 645                    |
|                                               | 2021                              | 41                                              | 41                          | 563                                                    | 645                    |
|                                               | 2022                              | ...                                             | 41                          | ...                                                    | ...                    |
| Tulang Bawang Barat                           | 2020                              | ...                                             | 130                         | 1780                                                   | 1 910                  |
|                                               | 2021                              | ...                                             | 130                         | 1780                                                   | 1 910                  |
|                                               | 2022                              | ...                                             | 130                         | ...                                                    | ...                    |

Lanjutan Tabel/Continued Table 9.1.1

| Kabupaten/Kota<br>Regency/Municipality | Akhir Tahun<br>End of Year | Negara <sup>2</sup><br>State <sup>2</sup> | Provinsi<br>Province | Kabupaten/<br>Kota<br>Regency/<br>Municipality | Jumlah<br>Total |
|----------------------------------------|----------------------------|-------------------------------------------|----------------------|------------------------------------------------|-----------------|
| (1)                                    | (2)                        | (3)                                       | (4)                  | (5)                                            | (6)             |
| Pesisir Barat                          | 2020                       | 237                                       | 12                   | 644                                            | 893             |
|                                        | 2021                       | 237                                       | 12                   | 644                                            | 893             |
|                                        | 2022                       | ...                                       | 12                   | ...                                            | ...             |
| Bandar Lampung                         | 2020                       | 65                                        | 9                    | 394                                            | 468             |
|                                        | 2021                       | 65                                        | 9                    | 394                                            | 468             |
|                                        | 2022                       | ...                                       | 9                    | ...                                            | ...             |
| Metro                                  | 2020                       | 10                                        | 16                   | 568                                            | 594             |
|                                        | 2021                       | 10                                        | 16                   | 568                                            | 594             |
|                                        | 2022                       | ...                                       | 16                   | ...                                            | ...             |
| <b>Lampung</b>                         | <b>2020</b>                | <b>1 292</b>                              | <b>1 693</b>         | <b>17 774</b>                                  | <b>20 759</b>   |
|                                        | <b>2021</b>                | <b>1 292</b>                              | <b>1 693</b>         | <b>17 774</b>                                  | <b>20 759</b>   |
|                                        | <b>2022</b>                | <b>...</b>                                | <b>1 693</b>         | <b>...</b>                                     | <b>...</b>      |

Catatan/Note: <sup>1</sup> Data tidak termasuk panjang jalan tol/Excluding toll road

<sup>2</sup> Berdasarkan Keputusan Menteri Pekerjaan Umum dan Perumahan Rakyat No. 248/KPTS/M/2015/Based on Public Work and Public Housing Minsiterial Decree No. 248/KPTS/M/2015

Sumber/Source: Dinas Bina Marga dan Bina Konstruksi Provinsi Lampung/ Department of Highways and Construction of Lampung Province

**Tabel**  
**Table** 9.1.2

**Panjang Jalan Menurut Kabupaten/Kota dan Jenis Permukaan Jalan (km) di Provinsi Lampung 2022**  
***Length of Road by Regency/Municipality and Type of Road Surface (km) in Lampung Province, 2022***

| Kabupaten/Kota<br><i>Regency/Municipality</i> | Aspal/Paved   |                  |              | Jumlah<br><i>Total</i> |
|-----------------------------------------------|---------------|------------------|--------------|------------------------|
|                                               | Rigid         | Hotmix           | Lapen        |                        |
| (1)                                           | (2)           | (3)              | (4)          | (5)                    |
| Lampung Barat                                 | 27,63         | 75,66            | –            | 103,29                 |
| Tanggamus                                     | 23,38         | 126,14           | 0,60         | 150,12                 |
| Lampung Selatan                               | 15,00         | 89,47            | –            | 104,47                 |
| Lampung Timur                                 | 9,20          | 125,73           | –            | 134,93                 |
| Lampung Tengah                                | 42,40         | 227,81           | –            | 270,21                 |
| Lampung Utara                                 | 4,40          | 149,97           | –            | 154,37                 |
| Way Kanan                                     | 17,10         | 210,80           | 2,20         | 230,10                 |
| Tulangbawang                                  | 5,40          | 44,65            | 5,60         | 55,65                  |
| Pesawaran                                     | 30,73         | 111,71           | –            | 142,44                 |
| Pringsewu                                     | 8,79          | 31,46            | –            | 40,25                  |
| Mesuji                                        | 13,20         | 27,84            | –            | 41,04                  |
| Tulang Bawang Barat                           | 7,60          | 106,14           | 11,20        | 124,94                 |
| Pesisir Barat                                 | 0,20          | 9,62             | 2,17         | 12,00                  |
| Bandar Lampung                                | 3,32          | 6,06             | –            | 9,38                   |
| Metro                                         | 2,61          | 13,15            | –            | 15,85                  |
| <b>Lampung</b>                                | <b>211,04</b> | <b>1 356,215</b> | <b>21,77</b> | <b>1 589,03</b>        |



Lanjutan Tabel/Continued Table 9.1.2

| Kabupaten/Kota<br>Regency/Municipality | Tidak diaspal<br>Not Paved | Jumlah<br>Total |
|----------------------------------------|----------------------------|-----------------|
| (1)                                    | (6)                        | (7)             |
| Lampung Barat                          | 9,65                       | 112,94          |
| Tanggamus                              | 46,40                      | 196,52          |
| Lampung Selatan                        | –                          | 104,47          |
| Lampung Timur                          | –                          | 134,93          |
| Lampung Tengah                         | –                          | 270,21          |
| Lampung Utara                          | –                          | 154,37          |
| Way Kanan                              | 31,00                      | 261,10          |
| Tulangbawang                           | 12,20                      | 67,85           |
| Pesawaran                              | –                          | 142,44          |
| Pringsewu                              | –                          | 40,25           |
| Mesuji                                 | –                          | 41,04           |
| Tulang Bawang Barat                    | 5,00                       | 129,94          |
| Pesisir Barat                          | –                          | 12,00           |
| Bandar Lampung                         | –                          | 9,38            |
| Metro                                  | –                          | 15,85           |
| <b>Lampung</b>                         | <b>104,25</b>              | <b>1 693,27</b> |

Sumber/Source: Dinas Bina Marga dan Bina Konstruksi Provinsi Lampung/ Department of Highways and Construction of Lampung Province

**Tabel**  
**Table** 9.1.3

**Panjang Jalan Menurut Kabupaten/Kota dan Kondisi Jalan  
(km) di Provinsi Lampung, 2022**  
***Length of Road by Regency/Municipality and Road  
Condition (km) in Lampung Province, 2022***

| Kabupaten/Kota<br><i>Regency/Municipality</i> | Kondisi Jalan/Road Condition |                          |                         |                                        |
|-----------------------------------------------|------------------------------|--------------------------|-------------------------|----------------------------------------|
|                                               | Baik<br><i>Good</i>          | Sedang<br><i>Average</i> | Rusak<br><i>Damaged</i> | Rusak Berat<br><i>Severely Damaged</i> |
| (1)                                           | (2)                          | (3)                      | (4)                     | (5)                                    |
| Lampung Barat                                 | 64,29                        | 28,80                    | 7,8                     | 12,05                                  |
| Tanggamus                                     | 102,84                       | 23,00                    | 13,38                   | 57,30                                  |
| Lampung Selatan                               | 55,25                        | 32,619                   | 6,00                    | 10,60                                  |
| Lampung Timur                                 | 85,55                        | 35,78                    | 3,40                    | 10,20                                  |
| Lampung Tengah                                | 112,44                       | 90,17                    | 35,20                   | 32,40                                  |
| Lampung Utara                                 | 69,16                        | 59,62                    | 15,82                   | 9,78                                   |
| Way Kanan                                     | 86,83                        | 87,79                    | 19,48                   | 67,00                                  |
| Tulangbawang                                  | 26,80                        | 21,80                    | 4,80                    | 14,45                                  |
| Pesawaran                                     | 101,24                       | 30,20                    | 1,00                    | 10,00                                  |
| Pringsewu                                     | 21,56                        | 12,39                    | 2,00                    | 4,00                                   |
| Mesuji                                        | 21,84                        | 9,80                     | 2,80                    | 6,60                                   |
| Tulang Bawang Barat                           | 57,29                        | 27,60                    | 14,14                   | 30,90                                  |
| Pesisir Barat                                 | 11,22                        | 0,77                     | –                       | –                                      |
| Bandar Lampung                                | 8,18                         | 1,20                     | –                       | –                                      |
| Metro                                         | 7,87                         | 7,08                     | 0,70                    | 0,20                                   |
| <b>Lampung</b>                                | <b>832,66</b>                | <b>468,63</b>            | <b>126,51</b>           | <b>265,48</b>                          |

Sumber/Source: Dinas Bina Marga dan Bina Konstruksi Provinsi Lampung/ *Department of Highways and Construction of Lampung Province*

**Tabel 9.1.4** Panjang Jalan Negara dan Jalan Provinsi di Provinsi Lampung (Kilometer), 2022  
**Length of State and Provincial Roads in Lampung Province (Kilometers), 2022**

| Uraian<br>Description                     | Jalan Nasional<br>/State Roads | Jalan Provinsi/<br>Provincial<br>Roads | Jalan Kab/<br>Kota/<br>Municipality/<br>Regency Roads | Jumlah/<br>Total |
|-------------------------------------------|--------------------------------|----------------------------------------|-------------------------------------------------------|------------------|
| (1)                                       | (2)                            | (3)                                    |                                                       | (4)              |
| <b>1. Jenis Permukaan/Type of Surface</b> | ...                            | <b>1 693,27</b>                        | ...                                                   | ...              |
| a. Aspal/Paved                            | ...                            | 1 589,03                               | ...                                                   | ...              |
| b. Agregat/Kerikil/Gravel                 | ...                            | 55,60                                  | ...                                                   | ...              |
| c. Tanah/Dirt                             | ...                            | —                                      | ...                                                   | ...              |
| d. Lainnya/Others                         | ...                            | 48,647                                 | ...                                                   | ...              |
| <b>2. Kondisi Jalan/Road Condition</b>    | ...                            | <b>1 693,27</b>                        | ...                                                   | ...              |
| a. Baik/Good                              | ...                            | 832,66                                 | ...                                                   | ...              |
| b. Sedang/Average                         | ...                            | 468,63                                 | ...                                                   | ...              |
| c. Rusak/Damaged                          | ...                            | 126,51                                 | ...                                                   | ...              |
| d. Kritis/Severly Damaged                 | ...                            | 265,48                                 | ...                                                   | ...              |
| <b>3. Keras Jalan/Hard Road</b>           | ...                            | ...                                    | ...                                                   | ...              |
| a. Kelas I                                | ...                            | ...                                    | ...                                                   | ...              |
| b. Kelas II                               | ...                            | ...                                    | ...                                                   | ...              |
| c. Kelas III                              | ...                            | ...                                    | ...                                                   | ...              |
| d. Kelas III A                            | ...                            | ...                                    | ...                                                   | ...              |
| e. Kelas III B                            | ...                            | ...                                    | ...                                                   | ...              |
| f. Kelas III C                            | ...                            | ...                                    | ...                                                   | ...              |
| g. Kelas III Tidak di rinci               | ...                            | ...                                    | ...                                                   | ...              |

Sumber/Source: Dinas Bina Marga dan Bina Konstruksi Provinsi Lampung dan Kementerian Pekerjaan Umum dan Perumahan Rakyat/ Department of Highways and Construction of Lampung Province and Ministry of Public Works and Public Housing

**Tabel**  
**Table** 9.1.5

**Jumlah Kendaraan Bermotor Menurut Kabupaten/Kota dan Jenis Kendaraan di Provinsi Lampung(unit), 2020–2022**

**Number of Registered Motor Vehicles by Regency Municipality and Type of Motor Vehicles in Lampung Province (units), 2020–2022**

| Kabupaten/Kota<br>Regency/<br>Municipality | Tahun<br>Year | Mobil<br>Penumpang<br>Passenger Car | Bus<br>Buses | Truk<br>Trucks | Sepeda Motor<br>Motorcycles | Ransus<br>special<br>vehicle | Jumlah<br>Total |
|--------------------------------------------|---------------|-------------------------------------|--------------|----------------|-----------------------------|------------------------------|-----------------|
| (1)                                        | (2)           | (3)                                 | (4)          | (5)            | (6)                         | (7)                          | (8)             |
| Lampung Barat                              | 2020          | 4 715                               | 38           | 4 585          | 110 592                     | 54                           | 119 984         |
|                                            | 2021          | 5 157                               | 39           | 4 928          | 114 773                     | 58                           | 124 955         |
|                                            | 2022          | 5 478                               | 35           | 5 041          | 103 670                     | 92                           | 114 316         |
| Tanggamus                                  | 2020          | 5 324                               | 21           | 3 938          | 160 014                     | 55                           | 169 352         |
|                                            | 2021          | 5 803                               | 21           | 4 217          | 165 074                     | 110                          | 175 225         |
|                                            | 2022          | 8 915                               | 95           | 7 566          | 197 734                     | 340                          | 214 650         |
| Lampung Selatan                            | 2020          | 23 335                              | 616          | 22 922         | 436 586                     | 71                           | 483 530         |
|                                            | 2021          | 24 957                              | 617          | 23 545         | 452 055                     | 72                           | 501 246         |
|                                            | 2022          | 25 062                              | 178          | 18 530         | 447 076                     | 139                          | 490 985         |
| Lampung Timur                              | 2020          | 13 427                              | 32           | 10 169         | 345 053                     | 50                           | 368 731         |
|                                            | 2021          | 14 869                              | 35           | 10 850         | 358 164                     | 66                           | 383 984         |
|                                            | 2022          | 20 458                              | 143          | 15 758         | 399 783                     | 127                          | 436 269         |
| Lampung Tengah                             | 2020          | 26 809                              | 766          | 25 086         | 542 962                     | 73                           | 595 696         |
|                                            | 2021          | 28 657                              | 772          | 25 796         | 559 109                     | 74                           | 614 408         |
|                                            | 2022          | 30 645                              | 272          | 22 714         | 524 937                     | 162                          | 578 730         |
| Lampung Utara                              | 2020          | 15 896                              | 557          | 13 924         | 171 115                     | 34                           | 201 526         |
|                                            | 2021          | 16 848                              | 556          | 14 230         | 176 392                     | 37                           | 208 063         |
|                                            | 2022          | 18 130                              | 161          | 12 223         | 190 736                     | 111                          | 221 361         |

Lanjutan Tabel/*Continued Table 9.1.5*

| Kabupaten/Kota<br><i>Regency/<br/>Municipality</i> | Tahun<br><i>Year</i> | Mobil<br>Penumpang<br><i>Passenger Card</i> | Bus<br>Buses | Truk<br>Trucks | Sepeda Motor<br><i>Motorcycles</i> | Ransus<br><i>special<br/>vehicle</i> | Jumlah<br><i>Total</i> |
|----------------------------------------------------|----------------------|---------------------------------------------|--------------|----------------|------------------------------------|--------------------------------------|------------------------|
| (1)                                                | (2)                  | (3)                                         | (4)          | (5)            | (6)                                | (7)                                  | (8)                    |
| Way Kanan                                          | 2020                 | 4 446                                       | 25           | 4 776          | 114 870                            | 21                                   | 124 138                |
|                                                    | 2021                 | 4 982                                       | 26           | 5 038          | 117 759                            | 22                                   | 127 827                |
|                                                    | 2022                 | 6 902                                       | 95           | 6 407          | 118 140                            | 59                                   | 131 603                |
| Tulangbawang                                       | 2020                 | 5 002                                       | 22           | 5 072          | 178 557                            | 53                                   | 188 706                |
|                                                    | 2021                 | 5 616                                       | 24           | 5 487          | 182 951                            | 71                                   | 194 149                |
|                                                    | 2022                 | 9 892                                       | 204          | 10 426         | 274 800                            | 214                                  | 295 536                |
| Pesawaran                                          | 2020                 | 6 098                                       | 55           | 3 660          | 97 849                             | 38                                   | 107 700                |
|                                                    | 2021                 | 6 586                                       | 55           | 3 873          | 103 333                            | 47                                   | 113 894                |
|                                                    | 2022                 | 7 557                                       | 56           | 4 339          | 110 455                            | 67                                   | 122 474                |
| Pringsewu                                          | 2020                 | 6 352                                       | 14           | 4 610          | 102 954                            | 30                                   | 113 960                |
|                                                    | 2021                 | 6 947                                       | 15           | 4 836          | 107 671                            | 30                                   | 119 499                |
|                                                    | 2022                 | 10 075                                      | 52           | 5 653          | 112 020                            | 54                                   | 127 854                |
| Mesuji                                             | 2020                 | 2 013                                       | 9            | 1 903          | 43 890                             | 10                                   | 47 825                 |
|                                                    | 2021                 | 2 375                                       | 9            | 2 046          | 44 719                             | 19                                   | 49 168                 |
|                                                    | 2022                 | 3 601                                       | 26           | 3 250          | 59 753                             | 49                                   | 66 679                 |
| Tulang Bawang Barat                                | 2020                 | 3 267                                       | 11           | 2 931          | 65 314                             | 19                                   | 71 542                 |
|                                                    | 2021                 | 3 632                                       | 13           | 3 070          | 68 937                             | 19                                   | 75 671                 |
|                                                    | 2022                 | 5 125                                       | 46           | 3 742          | 73 433                             | 40                                   | 82 386                 |

Lanjutan Tabel/*Continued Table* 9.1.5

| Kabupaten/<br>Kota<br><i>Regency/<br/>Municipality</i> | Tahun<br><i>Year</i> | Mobil<br>Penumpang<br><i>Passenger Car</i> | Bus<br><i>Buses</i> | Truk<br><i>Trucks</i> | Sepeda Motor<br><i>Motorcycles</i> | Ransus<br><i>special<br/>vehicle</i> | Jumlah<br><i>Total</i> |
|--------------------------------------------------------|----------------------|--------------------------------------------|---------------------|-----------------------|------------------------------------|--------------------------------------|------------------------|
| (1)                                                    | (2)                  | (3)                                        | (4)                 | (5)                   | (6)                                | (7)                                  | (8)                    |
| Pesisir Barat                                          | 2020                 | ...                                        | ...                 | ...                   | ...                                | ...                                  | ...                    |
|                                                        | 2021                 | ...                                        | ...                 | ...                   | ...                                | ...                                  | ...                    |
|                                                        | 2022                 | 1 580                                      | 25                  | 1 152                 | 17 894                             | 77                                   | 20 728                 |
| Bandar Lampung                                         | 2020                 | 134 568                                    | 2 627               | 62 277                | 746 148                            | 403                                  | 946 023                |
|                                                        | 2021                 | 141 054                                    | 2 647               | 63 777                | 765 863                            | 425                                  | 973 766                |
|                                                        | 2022                 | 152 547                                    | 1 694               | 64 784                | 737 410                            | 781                                  | 957 216                |
| Metro                                                  | 2020                 | 10 563                                     | 82                  | 4 866                 | 84 653                             | 22                                   | 100 186                |
|                                                        | 2021                 | 11 444                                     | 85                  | 5 076                 | 87 665                             | 22                                   | 104 292                |
|                                                        | 2022                 | 18 280                                     | 241                 | 8 847                 | 116 627                            | 94                                   | 144 089                |
| <b>Lampung</b>                                         | <b>2020</b>          | <b>261 815</b>                             | <b>4 875</b>        | <b>170 719</b>        | <b>3 200 557</b>                   | <b>933</b>                           | <b>3 638 899</b>       |
|                                                        | <b>2021</b>          | <b>278 927</b>                             | <b>4 914</b>        | <b>176 769</b>        | <b>3 304 465</b>                   | <b>1 072</b>                         | <b>3 766 147</b>       |
|                                                        | <b>2022</b>          | <b>324 247</b>                             | <b>3 323</b>        | <b>190 432</b>        | <b>3 484 468</b>                   | <b>2 406</b>                         | <b>4 004 876</b>       |

Catatan/*Note*: Data Kabupaten Pesisir Barat masih beragabung dengan Kabupaten Lampung Barat/*Pesisir Barat Regency data still joins in Lampung Barat Regency*

Sumber/*Source*: Direktorat Lalu Lintas Polda Lampung/ *Lampung Police Traffic Directorate*

**Tabel**  
**Table** 9.1.6**Jumlah Barang dan Bagasi Dalam Negeri per Bulan  
melalui Bandar Udara Radin Inten II, 2022**  
**Quantity of Cargo and Baggages Loaded and Unloaded at  
Radin Inten II Airport, 2022**

| Bulan<br>Month      | Barang(Kg)<br>Cargo(kg) |                | Bagasi(Kg)<br>Baggages(Kg) |                  |
|---------------------|-------------------------|----------------|----------------------------|------------------|
|                     | Bongkar                 | Muat           | Bongkar                    | Muat             |
| (1)                 | (2)                     | (3)            | (4)                        | (5)              |
| Januari/January     | 31 172                  | 51 977         | 183 816                    | 197 660          |
| Februari/February   | 26 979                  | 48 546         | 140 268                    | 140 289          |
| Maret/March         | 30 187                  | 68 431         | 172 940                    | 174 877          |
| April/April         | 57 323                  | 77 964         | 225 425                    | 153 894          |
| Mei/May             | 30 754                  | 57 153         | 241 732                    | 324 615          |
| Juni/June           | 31 841                  | 56 874         | 207 930                    | 268 111          |
| Juli/July           | 22 706                  | 43 725         | 214 937                    | 180 532          |
| Agustus/August      | 42 939                  | 44 620         | 151 020                    | 163 889          |
| September/September | 38 554                  | 46 790         | 181 513                    | 187 361          |
| Oktober/October     | 31 385                  | 55 753         | 237 872                    | 208 063          |
| November/November   | 31 024                  | 56 060         | 208 342                    | 161 274          |
| Desember/December   | 33 566                  | 52 760         | 237 126                    | 180 070          |
| <b>Jumlah/Total</b> | <b>408 430</b>          | <b>660 653</b> | <b>2 402 921</b>           | <b>2 340 635</b> |

Sumber/Source: Laporan Bulanan, Bandar Udara Radin Inten II Bandar Lampung/ Monthly Report, Radin Inten II Airport Bandar Lampung

**Tabel**  
**Table** 9.1.7

**Jumlah Pesawat, dan Penumpang Dalam Negeri per Bulan melalui Bandar Udara Radin Inten II, 2022**  
**Number of Aircrafts and Passenger per Month Passing Through Radin Inten II Airport, 2022**

| Bulan<br>Month      | Pesawat/ Flight |                        | Penumpang/ Passenger |                        |
|---------------------|-----------------|------------------------|----------------------|------------------------|
|                     | Tiba<br>Arrival | Berangkat<br>Departure | Tiba<br>Arrival      | Berangkat<br>Departure |
| (1)                 | (2)             | (3)                    | (4)                  | (5)                    |
| Januari/January     | 235             | 234                    | 27 783               | 29 988                 |
| Februari/February   | 188             | 188                    | 20 907               | 21 848                 |
| Maret/March         | 195             | 195                    | 26 944               | 27 404                 |
| April/April         | 213             | 213                    | 30 312               | 24 120                 |
| Mei/May             | 253             | 267                    | 33 414               | 42 198                 |
| Juni/June           | 218             | 247                    | 26 930               | 36 514                 |
| Juli/July           | 186             | 211                    | 25 077               | 27 915                 |
| Agustus/August      | 145             | 146                    | 21 824               | 23 357                 |
| September/September | 182             | 181                    | 24 522               | 26 863                 |
| Oktober/October     | 211             | 210                    | 28 725               | 29 431                 |
| November/November   | 210             | 210                    | 27 454               | 28 695                 |
| Desember/December   | 231             | 215                    | 31 394               | 28 434                 |
| <b>Jumlah/Total</b> | <b>2 467</b>    | <b>2 517</b>           | <b>325 286</b>       | <b>346 767</b>         |

Sumber/Source: Laporan Bulanan, Bandar Udara Radin Inten II Bandar Lampung/ Monthly Report, Radin Inten II Airport Bandar Lampung



**Tabel**  
**Table** 9.1.8**Lalu lintas Barang dan Penumpang melalui Stasiun Kereta Api Tanjungkarang Tahun 2022**  
**Railway Cargo and Passengers Traffic in Tanjungkarang Railway Station, 2022**

| Bulan<br>Month      | Lalu Lintas Barang<br>Cargo Traffic |                                       | Lalu Lintas Penumpang<br>Passenger Traffic       |                                               |
|---------------------|-------------------------------------|---------------------------------------|--------------------------------------------------|-----------------------------------------------|
|                     | Muatan (ton)<br>Freight (tons)      | Km Ton (ribu)<br>Ton Km<br>(Thousand) | Banyaknya<br>Penumpang<br>Number of<br>Passenger | Km<br>Penumpang<br>Passenger Km<br>(Thousand) |
| (1)                 | (2)                                 | (3)                                   | (4)                                              | (5)                                           |
| Januari/January     | 1 503 204                           | 607 449 669                           | 16 191                                           | 3 592 385                                     |
| Februari/February   | 1 591 488                           | 644 359 510                           | 13 097                                           | 2 819 830                                     |
| Maret/March         | 2 000 132                           | 810 853 176                           | 31 466                                           | 5 211 103                                     |
| April/April         | 2 009 491                           | 814 001 395                           | 33 781                                           | 5 508 877                                     |
| Mei/May             | 1 990 466                           | 808 008 199                           | 52 882                                           | 9 049 183                                     |
| Juni/June           | 1 931 336                           | 782 890 400                           | 55 408                                           | 8 727 366                                     |
| Juli/July           | 2 121 042                           | 861 050 956                           | 63 027                                           | 10 346 673                                    |
| Agustus/August      | 2 198 634                           | 891 477 279                           | 46 814                                           | 7 355 595                                     |
| September/September | 2 107 850                           | 854 533 272                           | 50 416                                           | 7 428 791                                     |
| Oktober/October     | 2 102 667                           | 852 313 280                           | 73 159                                           | 11 069 818                                    |
| November/November   | 2 035 179                           | 824 716 011                           | 52 341                                           | 7 673 870                                     |
| Desember/December   | 2 267 199                           | 919 100 644                           | 67 637                                           | 10 198 601                                    |
| <b>Jumlah/Total</b> | <b>23 858 688</b>                   | <b>9670 753 791</b>                   | <b>556 219</b>                                   | <b>88 982 093</b>                             |

Sumber/Source: PT. Kereta Api Indonesia Divre IV Tanjungkarang/ State Railway Enterprise Divre IV Branch of Tanjungkarang

**Tabel**  
**Table** 9.1.9

**Jumlah Sarana Pendukung Perhubungan Menurut Kabupaten/Kota di Provinsi Lampung (unit), 2022**  
**Number of Transportation Supporting Facilities by Regency/ Municipality (unit), 2022**

| Kabupaten/Kota<br>Regency/Municipality | Unit Pelaksana Uji Berkala Kendaraan Bermotor/Vehicle Periodic Test Implementing Unit | Unit Penimbang Kendaraan Bermotor/ Vehicle Weighing Unit | Dermaga Penyebrangan/ Ferry Pier |
|----------------------------------------|---------------------------------------------------------------------------------------|----------------------------------------------------------|----------------------------------|
| (1)                                    | (2)                                                                                   | (3)                                                      | (4)                              |
| Lampung Barat                          | 1                                                                                     | –                                                        | 1                                |
| Tanggamus                              | 1                                                                                     | –                                                        | –                                |
| Lampung Selatan                        | –                                                                                     | –                                                        | 1                                |
| Lampung Timur                          | –                                                                                     | –                                                        | –                                |
| Lampung Tengah                         | 1                                                                                     | –                                                        | 1                                |
| Lampung Utara                          | 1                                                                                     | –                                                        | –                                |
| Way Kanan                              | –                                                                                     | –                                                        | –                                |
| Tulangbawang                           | 1                                                                                     | –                                                        | 1                                |
| Pesawaran                              | –                                                                                     | –                                                        | 1                                |
| Pringsewu                              | 1                                                                                     | –                                                        | –                                |
| Mesuji                                 | –                                                                                     | –                                                        | 3                                |
| Tulang Bawang Barat                    | –                                                                                     | –                                                        | –                                |
| Pesisir Barat                          | –                                                                                     | –                                                        | –                                |
| Bandar Lampung                         | 1                                                                                     | –                                                        | –                                |
| Metro                                  | 1                                                                                     | –                                                        | –                                |
| <b>Lampung</b>                         | <b>8</b>                                                                              | <b>–</b>                                                 | <b>8</b>                         |

Lanjutan Tabel/*Continued Table 9.1.9*

| Kabupaten/Kota<br><i>Regency/Municipality</i> | Terminal Bus/ <i>Bus Station</i> |                         |                         | Bandar Udara/ <i>Airport</i> |                          |
|-----------------------------------------------|----------------------------------|-------------------------|-------------------------|------------------------------|--------------------------|
|                                               | Tipe A<br><i>Type A</i>          | Tipe B<br><i>Type B</i> | Tipe C<br><i>Type C</i> | Umum<br><i>Public</i>        | Khusus<br><i>Special</i> |
| (1)                                           | (3)                              | (4)                     | (5)                     |                              |                          |
| Lampung Barat                                 | –                                | –                       | 2                       | –                            | –                        |
| Tanggamus                                     | –                                | –                       | 1                       | –                            | –                        |
| Lampung Selatan                               | –                                | –                       | 2                       | 1                            | –                        |
| Lampung Timur                                 | –                                | –                       | 1                       | –                            | 1                        |
| Lampung Tengah                                | 1                                | –                       | 4                       | –                            | 2                        |
| Lampung Utara                                 | –                                | 1                       | 3                       | –                            | –                        |
| Way Kanan                                     | –                                | 1                       | –                       | 1                            | 1                        |
| Tulangbawang                                  | –                                | –                       | 2                       | –                            | 2                        |
| Pesawaran                                     | –                                | –                       | 1                       | –                            | –                        |
| Pringsewu                                     | –                                | –                       | 1                       | –                            | –                        |
| Mesuji                                        | –                                | –                       | –                       | –                            | 2                        |
| Tulang Bawang Barat                           | –                                | –                       | 1                       | –                            | –                        |
| Pesisir Barat                                 | –                                | –                       | 3                       | 1                            | –                        |
| Bandar Lampung                                | 1                                | –                       | 4                       | –                            | –                        |
| Metro                                         | –                                | 1                       | 2                       | –                            | –                        |
| <b>Lampung</b>                                | <b>2</b>                         | <b>3</b>                | <b>27</b>               | <b>3</b>                     | <b>8</b>                 |

Sumber/*Source*: Dinas Perhubungan Provinsi Lampung/*Lampung Provincial Transport Department*

## 9.2 KOMUNIKASI COMMUNICATION

**Tabel 9.2.1** Jumlah Kantor Pos Pembantu Menurut Kabupaten/Kota di Provinsi Lampung, 2019–2022  
*Number of Post Offices Subsidiaries by Regency/ Municipality in Lampung Province, 2019–2022*

| Kabupaten/Kota<br>Regency/Municipality | 2019       | 2020       | 2021       | 2022       |
|----------------------------------------|------------|------------|------------|------------|
| (1)                                    | (2)        | (3)        | (4)        | (5)        |
| Lampung Barat                          | 4          | 4          | 4          | 4          |
| Tanggamus                              | 7          | 7          | 7          | 7          |
| Lampung Selatan                        | 12         | 11         | 11         | 11         |
| Lampung Timur                          | 12         | 12         | 12         | 12         |
| Lampung Tengah                         | 15         | 15         | 15         | 15         |
| Lampung Utara                          | 9          | 9          | 9          | 9          |
| Way Kanan                              | 5          | 5          | 5          | 5          |
| Tulangbawang                           | 5          | 4          | 4          | 4          |
| Pesawaran                              | 5          | 4          | 4          | 5          |
| Pringsewu                              | 6          | 7          | 7          | 6          |
| Mesuji                                 | 2          | 2          | 2          | 2          |
| Tulang Bawang Barat                    | 4          | 4          | 4          | 4          |
| Pesisir Barat                          | 2          | 2          | 2          | 2          |
| Bandar Lampung                         | 15         | 15         | 15         | 14         |
| Metro                                  | 2          | 2          | 2          | 2          |
| <b>Lampung</b>                         | <b>105</b> | <b>103</b> | <b>103</b> | <b>102</b> |

Sumber/Source: PT Pos Indonesia Cabang Provinsi Lampung/PT Pos Indonesia, branch of Lampung Province

**Tabel**  
**Table** 9.2.2

**Banyaknya Desa<sup>1</sup>/Kelurahan menurut Kabupaten/  
Kota dan Penerimaan Sinyal Internet Telepon Seluler di  
Provinsi Lampung, 2020 dan 2021**  
**Number of Villages<sup>1</sup>/Sub-district by Regency/Municipality  
and Cellular Phone Internet Signal Reception in Lampung  
Province, 2020 and 2021**

| Kabupaten/Kota<br>Regency/Municipality | 2020         |               |                 |                   |
|----------------------------------------|--------------|---------------|-----------------|-------------------|
|                                        | 4G/LTE       | 3G/H/H+/ EVDO | 2,5G/E/<br>GPRS | Tidak ada<br>None |
| (1)                                    | (2)          | (3)           | (4)             | (5)               |
| Lampung Barat                          | 94           | 25            | 15              | 1                 |
| Tanggamus                              | 226          | 60            | 14              | –                 |
| Lampung Selatan                        | 220          | 37            | 3               | –                 |
| Lampung Timur                          | 209          | 54            | 1               | –                 |
| Lampung Tengah                         | 272          | 38            | 4               | –                 |
| Lampung Utara                          | 154          | 75            | 18              | –                 |
| Way Kanan                              | 133          | 79            | 15              | –                 |
| Tulangbawang                           | 104          | 38            | 9               | –                 |
| Pesawaran                              | 124          | 18            | 2               | 1                 |
| Pringsewu                              | 104          | 22            | 4               | 1                 |
| Mesuji                                 | 63           | 36            | 6               | –                 |
| Tulang Bawang Barat                    | 80           | 22            | –               | 1                 |
| Pesisir Barat                          | 79           | 28            | 8               | –                 |
| Bandar Lampung                         | 126          | –             | –               | –                 |
| Metro                                  | 22           | –             | –               | –                 |
| <b>Lampung</b>                         | <b>2 010</b> | <b>532</b>    | <b>99</b>       | <b>4</b>          |

Lanjutan Tabel/*Continued Table* 9.2.2

| Kabupaten/Kota<br><i>Regency/Municipality</i> | 2021         |               |                 |                   |
|-----------------------------------------------|--------------|---------------|-----------------|-------------------|
|                                               | 4G/LTE       | 3G/H/H+/ EVDO | 2,5G/E/<br>GPRS | Tidak ada<br>None |
| (1)                                           | (6)          | (7)           | (8)             | (9)               |
| Lampung Barat                                 | 100          | 22            | 12              | 1                 |
| Tanggamus                                     | 244          | 45            | 8               | 5                 |
| Lampung Selatan                               | 234          | 24            | 2               | –                 |
| Lampung Timur                                 | 237          | 27            | –               | –                 |
| Lampung Tengah                                | 291          | 19            | 4               | –                 |
| Lampung Utara                                 | 169          | 70            | 8               | –                 |
| Way Kanan                                     | 157          | 65            | 4               | 1                 |
| Tulangbawang                                  | 113          | 28            | 9               | 1                 |
| Pesawaran                                     | 125          | 19            | 1               | 1                 |
| Pringsewu                                     | 109          | 19            | 3               | –                 |
| Mesuji                                        | 63           | 34            | 8               | –                 |
| Tulang Bawang Barat                           | 96           | 7             | –               | –                 |
| Pesisir Barat                                 | 81           | 28            | 8               | 1                 |
| Bandar Lampung                                | 126          | –             | –               | –                 |
| Metro                                         | 22           | –             | –               | –                 |
| <b>Lampung</b>                                | <b>2 167</b> | <b>407</b>    | <b>67</b>       | <b>10</b>         |

Catatan/*Note*: <sup>1</sup>Desa pada tabel ini termasuk Unit Permukiman Transmigrasi (UPT) yang masih dibina oleh kementerian terkait dan nagari di Provinsi Sumatera Barat/ *Villages in this table are included in Transmigration Settlement Unit which is still fostered by the relevant ministries and the nagari in the Province of Sumatera Barat*

Sumber/*Source*: BPS, Pendataan Desa (Podes)/ *BPS-Statistics Indonesia, Village Potential Data Collection*



# HARGA-HARGA

## PRICES



# BAB 10

Chapter 10

Desember 2022

**Inflasi Gabungan dua kota di  
Provinsi Lampung mencapai**


# 0,62%

*Combined Inflation Rate of Two Municipalities in December 2022 reached 0,62%*



# Laju Inflasi Bulanan Harga Konsumen Kota Bandar Lampung

*Monthly Inflation Rate of  
Bandar Lampung Municipality*



**Inflasi Umum  
Desember 2022**  
*General Inflation  
December 2022*

**0,62%**

**Inflasi Tertinggi  
Desember 2022**  
*Highest Inflation  
December 2022*

**1,88%**



**Makanan, Minuman  
dan Tembakau**  
*Food, Beverages and Tobacco*

**Deflasi Tertinggi  
Desember 2022**  
*Highest Deflation  
December 2022*



**-0,55%**

**Perumahan, Air, Listrik, Gas  
dan Bahan Bakar Lainnya**  
*Housing, Water, Electricity,  
Gas and fuels*

**PENJELASAN TEKNIS**

1. IHK merupakan indikator inflasi di Indonesia. Sejak Januari 2020, IHK dihitung berdasarkan Survei Biaya Hidup (SBH) di 90 kota tahun 2018 yang mencakup sekitar 248-473 komoditas.
2. IHK mencakup 11 kelompok, yaitu: makanan, minuman, dan tembakau; pakaian dan alas kaki; perumahan, air, listrik, gas, dan bahan bakar lainnya; kesehatan; transportasi; informasi, komunikasi dan jasa keuangan; rekreasi, olahraga, dan budaya; pendidikan; penyediaan makanan dan minuman/restoran; perawatan pribadi dan jasa lainnya.
3. Metode yang digunakan dalam penghitungan IHK adalah Formula Laspeyres yang telah dimodifikasi, yaitu:

$$I_n = \frac{\sum_{P_{n-1}}^{P_n} P_0 Q_0}{\sum P_0 Q_0} \times 100$$

dimana:

$I_n$  = Indeks bulanan

$P_n$  = Harga pada bulan ke-n

$P_{n-1}$  = Harga pada bulan ke-(n-1)

$P_0$  = Harga pada tahun dasar

$Q_0$  = Kuantitas pada tahun dasar

**TECHNICAL NOTES**

1. *CPI is the indicator of inflation in Indonesia. Since January 2020, the CPI has been calculated from the 2018 Cost of Living Survey (CLS) of 90 cities, which covered 248-437 commodities.*
2. *CPI consists of 11 groups as follows: food and non-alcoholic beverages; clothing and footwear; housing, water, electricity, gas, and fuel; furnishings, household equipment and routine household maintenance; health; transportation; information, communication, and financial services; recreation, sport and culture; education; restaurants and accommodation services; personal care, social protection and miscellaneous goods.*
3. *The method used in calculating CPI is the modified Laspeyres formula as follows:*

$$I_n = \frac{\sum_{P_{n-1}}^{P_n} P_0 Q_0}{\sum P_0 Q_0} \times 100$$

where:

$I_n$  = Monthly index

$P_n$  = Price in month n

$P_{n-1}$  = Price in month (n-1)

$P_0$  = Price in the base year

$Q_0$  = Quantity in the base year

4. Persentase (%) perubahan IHK (laju inflasi/deflasi) bulanan diperoleh dari:

$$I_n = \frac{I_n - I_{n-1}}{I_n} \times 100$$

dimana:

$I_n$  = IHK bulanan

$I_{n-1}$  = IHK bulan n-1

Inflasi jika nilainya > 0

Deflasi jika nilainya < 0

5. Persentase perubahan IHK dalam satu tahun dihitung dengan menggunakan metode *point to point*, tetapi sebelum April 1998 menggunakan metode kumulatif bulanan.
6. Perbandingan antara indeks harga yang diterima petani (It) dengan indeks harga yang dibayar petani (Ib) yang dinyatakan dalam persentase. Secara konsep NTP juga menunjukkan daya tukar dari harga-harga produk pertanian dengan barang dan jasa yang dikonsumsi maupun untuk biaya produksi. Semakin tinggi NTP, secara relatif semakin kuat pula tingkat kemampuan/daya beli petani.
7. Rumusan Penghitungan Nilai Tukar Petani Sebagai Berikut :

$$NTP = \frac{I_t}{I_b} \times 100\%$$

4. *The percentage change of the monthly CPI (inflation/deflation rate) is obtained from:*

$$I_n = \frac{I_n - I_{n-1}}{I_n} \times 100$$

*where:*

$I_n$  = CPI for month n

$I_{n-1}$  = CPI for month n-1

*Inflation if the value > 0*

*Deflation if the value < 0*

5. *The percentage change of the yearly CPI is calculated by using point-to-point method, but before April 1998, the monthly cumulative method is used.*
6. *Farmer Term of Trade Index is Comparison between the price index received by farmers and the price index paid by farmers expressed as a percentage. Conceptually, the Term of Trade Index states the level of exchange ability of goods (products) produced by rural farmers to goods / services needed for household consumption and needs in the process of agricultural production*
7. *Farmer Term of Trade Calculation Formulation As Follows:*

$$NTP = \frac{I_t}{I_b} \times 100\%$$

dimana:

$I_t$  = Indeks harga yang diterima petani

$I_b$  = Indeks harga yang dibayar petani

NTP = Nilai Tukar Petani

where:

$I_t$  = Produced-Received Price Index

$I_b$  = Produced-Paid

NTP = Nilai Tukar Petani

8. Interpretasi Nilai Tukar Petani.

a.  $NTP > 100$  : berarti petani mengalami surplus. Pendapatan petani naik lebih besar daro pengeluarannya, dengan demikian tingkat kesejahteraan petani lebih baik dibanding tingkat kesejahteraan petani sebelumnya.

b.  $NTP = 100$  : berarti petani mengalami impas/break even Tingkat kesejahteraan petani tidak mengalami perubahan.

c.  $NTP < 100$  : berarti petani mengalami defisit. Tingkat kesejahteraan petani pada suatu periode mengalami penurunan dibanding tingkat kesejahteraan petani pada periode sebelumnya.

8. *Interpretation of Farmer Exchange Rates*

a.  *$NTP > 100$ : means that farmers have a surplus. Farmers' income rises more than their expenditure, thus the level of welfare of farmers is better than the previ-ous level of welfare of farmers.*

b.  *$NTP = 100$ : means the farmers break even. The level of welfare of farmers has not changed.*

c.  *$NTT < 100$ : means farmers have a deficit. The level of welfare of farmers in a period has decreased compared to the level of welfare of farmers in the previous period.*

## ULASAN

Pada Desember 2022, Gabungan dua kota di Provinsi Lampung mengalami inflasi sebesar 0,62 persen karena adanya peningkatan Indeks Harga Konsumen (IHK) dari 113,97 pada November 2022 menjadi 114,68 pada Desember 2022.

Dealapan dari sebelas kelompok pengeluaran mengalami inflasi, yaitu kelompok makanan, minuman dan tembakau yang mengalami inflasi sebesar 1,93 persen; kelompok perawatan pribadi dan jasa lainnya sebesar 0,39 persen; kelompok kesehatan sebesar 0,32 persen; kelompok pakaian dan alas kaki sebesar 0,12 persen; kelompok transportasi sebesar 0,12 persen; kelompok penyediaan makanan dan minuman sebesar 0,09 persen; dan kelompok informasi, komunikasi, dan jasa keuangan sebesar 0,05 persen;

Sebaliknya satu kelompok yaitu kelompok perumahan, air, listrik, gas, dan bahan bakar lainnya mengalami penurunan indeks (deflasi) sebesar 0,06 persen. Sementara, dua kelompok lainnya yaitu kelompok rekreasi, olahraga, dan budaya, serta kelompok pendidikan tidak mengalami perubahan yang signifikan.

Dari dua kota pemantauan di Lampung pada Desember 2022, Kota Bandar Lampung dan Kota Metro mengalami inflasi yang relatif sama, yaitu masing-masing sebesar 0,62 dan 0,63 persen.

## DESCRIPTION

*In December 2022, the combined two municipalities in Lampung Province experienced inflation of 0.62 percent due to an increase in the Consumer Price Index (CPI) from 113.97 in November 2022 to 114.68 in December 2022.*

*Eight-eleventh expenditure groups experienced inflation, namely the food, beverage and tobacco group which experienced inflation of 1.93 percent; personal care and other services group 0.39 percent; health group 0.32 percent; clothing and footwear group 0.12 percent; transportation group 0.12 percent; providing food and beverages/restaurants group 0.09 percent; and information, communication and financial services group 0.05 percent*

*On the other hand, a group, namely the housing, water, electricity, household fuel group, experienced a decrease in index (deflation) by 0.06 percent. Meanwhile, the other groups, namely the recreation, sports and culture group and the education group, did not experience a significant change in the index.*

*Of the two monitoring municipalities in Lampung, Bandar Lampung and Metro Municipalities relatively experienced the same inflation, which was 0.62 percent and 0.63 percent.*

Nilai Tukar Petani Provinsi Lampung pada Desember 2022 tercatat sebesar 102,19 dengan indeks nilai tukar petani yang diterima sebesar 118,39 dan indeks nilai tukar petani yang dibayar sebesar 115,85.

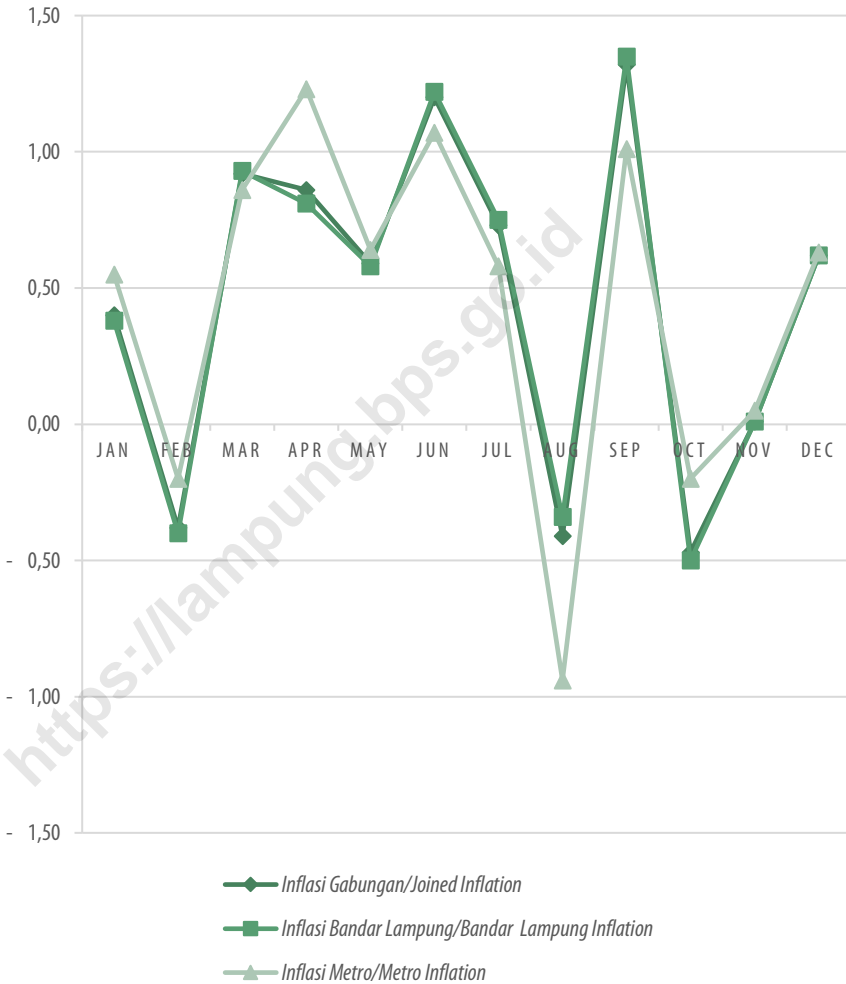
Pada tahun 2022, jumlah bank umum yang meliputi kantor pusat, kantor cabang dan kantor cabang pembantu tercatat sebanyak 359 unit. Sedangkan untuk jumlah Bank Perkreditan Rakyat baik kantor pusat, kantor cabang dan kantor cabang pembantu tercatat sebanyak 65 unit. Untuk lembaga koperasi, selama tahun 2022, di Provinsi Lampung tercatat sebanyak 5.849 unit.

*The Farmer's Exchange Rate of Lampung Province December 2022 was recorded at 102.19 with an exchange rate index of farmers received at 118.39 and an exchange rate index of farmers paid at 115.85.*

*In 2022 the number of commercial banks covering the head office, branch offices and sub-branch offices was recorded at 359 units. As for the number of Rural Credit Banks both the head office, branch offices and sub-branch offices, there were 65 units. For cooperative institutions, during 2022, there were 5,849 units in Lampung Province.*

**Gambar** 10.1  
**Figures**

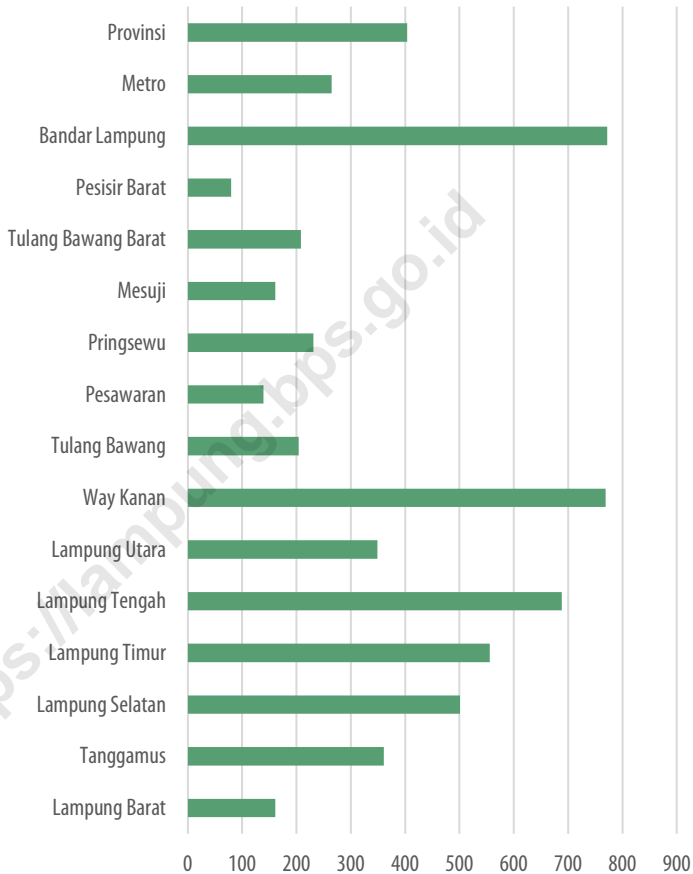
**Inflasi per Bulan di Provinsi Lampung (2018=100), 2022**  
**Inflation per Month in Lampung Province (2018=100), 2022**



Sumber/Source: BPS, Survei Harga Konsumen/BPS-Statistics Indonesia, Consumer Price Survey

**Gambar** 10.2  
**Figures**

**Jumlah Koperasi menurut Kabupaten/Kota di Provinsi Lampung, 2022**  
**Number of Cooperatives by Regency/Municipality in Lampung Province, 2022**



Sumber/Source: Dinas Koperasi Dan Usaha Mikro, Kecil Dan Menengah Provinsi Lampung/ Cooperatives Office and Micro-Business, Small, Medium of Lampung Province



**Tabel**  
**Table** 10.1

**Indeks Harga Konsumen (IHK) per Bulan Menurut  
Kelompok Pengeluaran di Kota Bandar Lampung  
(2018=100), 2022**  
*Consumer Price Index per Month by Expenditure Group in  
Bandar Lampung Municipality (2018=100), 2022*

| <b>Bulan<br/>Month</b> | <b>Makanan, Minuman<br/>dan Tembakau<br/>Food, Beverages and<br/>Tobacco</b> | <b>Pakaian dan Alas<br/>Kaki<br/>Clothing and<br/>Footwear</b> | <b>Perumahan, Air,<br/>Listrik, Gas dan<br/>Bahan Bakar<br/>Lainnya<br/>Housing, Water,<br/>Electricity, Gas and<br/>fuels</b> |
|------------------------|------------------------------------------------------------------------------|----------------------------------------------------------------|--------------------------------------------------------------------------------------------------------------------------------|
| (1)                    | (2)                                                                          | (3)                                                            | (4)                                                                                                                            |
| Januari/January        | 114,95                                                                       | 104,52                                                         | 102,65                                                                                                                         |
| Februari/February      | 113,32                                                                       | 104,52                                                         | 102,63                                                                                                                         |
| Maret/March            | 116,31                                                                       | 105,02                                                         | 102,65                                                                                                                         |
| April/April            | 117,89                                                                       | 105,02                                                         | 102,66                                                                                                                         |
| Mei/May                | 119,20                                                                       | 105,02                                                         | 102,70                                                                                                                         |
| Juni/June              | 123,20                                                                       | 105,02                                                         | 102,81                                                                                                                         |
| Juli/July              | 125,27                                                                       | 105,02                                                         | 103,01                                                                                                                         |
| Agustus/August         | 121,66                                                                       | 105,02                                                         | 103,18                                                                                                                         |
| September/September    | 121,11                                                                       | 108,80                                                         | 103,79                                                                                                                         |
| Oktober/October        | 118,19                                                                       | 108,94                                                         | 103,79                                                                                                                         |
| November/November      | 117,82                                                                       | 109,12                                                         | 104,16                                                                                                                         |
| Desember/December      | 120,03                                                                       | 109,27                                                         | 104,11                                                                                                                         |

Lanjutan Tabel/*Continued Table* 10.1

| <b>Bulan<br/>Month</b>      | <b>Perlengkapan,<br/>Peralatan dan<br/>Pemeliharaan Rutin<br/>Rumah Tangga<br/>Furnishings,<br/>Household<br/>Equipment, and<br/>Routine Household<br/>Maintenance</b> | <b>Kesehatan<br/>Health</b> | <b>Transportasi<br/>Transportation</b> |
|-----------------------------|------------------------------------------------------------------------------------------------------------------------------------------------------------------------|-----------------------------|----------------------------------------|
| (1)                         | (5)                                                                                                                                                                    | (6)                         | (7)                                    |
| Januari/ <i>January</i>     | 111,95                                                                                                                                                                 | 112,18                      | 107,49                                 |
| Februari/ <i>February</i>   | 112,14                                                                                                                                                                 | 112,32                      | 107,42                                 |
| Maret/ <i>March</i>         | 112,29                                                                                                                                                                 | 113,31                      | 107,08                                 |
| April/ <i>April</i>         | 112,17                                                                                                                                                                 | 115,07                      | 109,89                                 |
| Mei/ <i>May</i>             | 112,55                                                                                                                                                                 | 115,45                      | 110,29                                 |
| Juni/ <i>June</i>           | 113,06                                                                                                                                                                 | 116,49                      | 111,44                                 |
| Juli/ <i>July</i>           | 113,70                                                                                                                                                                 | 115,99                      | 112,81                                 |
| Agustus/ <i>August</i>      | 114,04                                                                                                                                                                 | 116,78                      | 113,00                                 |
| September/ <i>September</i> | 114,00                                                                                                                                                                 | 117,02                      | 120,91                                 |
| Oktober/ <i>October</i>     | 113,89                                                                                                                                                                 | 117,02                      | 122,51                                 |
| November/ <i>November</i>   | 113,65                                                                                                                                                                 | 117,12                      | 122,53                                 |
| Desember/ <i>December</i>   | 113,83                                                                                                                                                                 | 117,51                      | 122,69                                 |

Lanjutan Tabel/*Continued Table* 10.1

| <b>Bulan<br/>Month</b>      | <b>Informasi,<br/>Komunikasi, dan Jasa<br/>Keuangan<br/>Information,<br/>Communication, and<br/>Financial Services</b> | <b>Rekreasi, Olahraga,<br/>dan Budaya<br/>Recreation, Sport and<br/>Culture</b> | <b>Pendidikan<br/>Education Services</b> |
|-----------------------------|------------------------------------------------------------------------------------------------------------------------|---------------------------------------------------------------------------------|------------------------------------------|
| (1)                         | (8)                                                                                                                    | (9)                                                                             | (10)                                     |
| Januari/ <i>January</i>     | 93,74                                                                                                                  | 107,78                                                                          | 110,95                                   |
| Februari/ <i>February</i>   | 93,57                                                                                                                  | 107,84                                                                          | 110,95                                   |
| Maret/ <i>March</i>         | 93,57                                                                                                                  | 109,28                                                                          | 110,95                                   |
| April/ <i>April</i>         | 93,65                                                                                                                  | 109,34                                                                          | 110,95                                   |
| Mei/ <i>May</i>             | 93,65                                                                                                                  | 111,24                                                                          | 110,95                                   |
| Juni/ <i>June</i>           | 93,30                                                                                                                  | 111,26                                                                          | 110,95                                   |
| Juli/ <i>July</i>           | 93,30                                                                                                                  | 111,26                                                                          | 111,84                                   |
| Agustus/ <i>August</i>      | 93,19                                                                                                                  | 111,74                                                                          | 122,35                                   |
| September/ <i>September</i> | 93,19                                                                                                                  | 113,94                                                                          | 122,35                                   |
| Oktober/ <i>October</i>     | 93,19                                                                                                                  | 113,86                                                                          | 122,35                                   |
| November/ <i>November</i>   | 93,19                                                                                                                  | 113,80                                                                          | 122,35                                   |
| Desember/ <i>December</i>   | 93,27                                                                                                                  | 113,80                                                                          | 122,35                                   |

Lanjutan Tabel/*Continued Table* 10.1

| <b>Bulan<br/>Month</b>      | <b>Penyediaan Makanan<br/>dan Minuman/<br/>Restoran<br/><i>Foods And Beverages<br/>Services/Restaurants</i></b> | <b>Perawatan Pribadi<br/>dan Jasa Lainnya<br/><i>Personal Care And<br/>Miscellaneous Goods<br/>and Services</i></b> | <b>Indeks Umum<br/>General Index</b> |
|-----------------------------|-----------------------------------------------------------------------------------------------------------------|---------------------------------------------------------------------------------------------------------------------|--------------------------------------|
| (1)                         | (11)                                                                                                            | (12)                                                                                                                | (13)                                 |
| Januari/ <i>January</i>     | 114,56                                                                                                          | 109,87                                                                                                              | 109,04                               |
| Februari/ <i>February</i>   | 114,56                                                                                                          | 110,47                                                                                                              | 108,60                               |
| Maret/ <i>March</i>         | 115,39                                                                                                          | 111,19                                                                                                              | 109,61                               |
| April/ <i>April</i>         | 115,39                                                                                                          | 111,63                                                                                                              | 110,50                               |
| Mei/ <i>May</i>             | 115,91                                                                                                          | 113,58                                                                                                              | 111,14                               |
| Juni/ <i>June</i>           | 115,91                                                                                                          | 113,79                                                                                                              | 112,50                               |
| Juli/ <i>July</i>           | 115,91                                                                                                          | 113,15                                                                                                              | 113,34                               |
| Agustus/ <i>August</i>      | 115,91                                                                                                          | 113,52                                                                                                              | 112,95                               |
| September/ <i>September</i> | 117,65                                                                                                          | 115,24                                                                                                              | 114,48                               |
| Oktober/ <i>October</i>     | 117,65                                                                                                          | 115,94                                                                                                              | 113,91                               |
| November/ <i>November</i>   | 117,65                                                                                                          | 116,68                                                                                                              | 113,92                               |
| Desember/ <i>December</i>   | 117,77                                                                                                          | 117,25                                                                                                              | 114,63                               |

Sumber/*Source*: BPS, Survei Harga Konsumen/*BPS-Statistics Indonesia, Consumer Price Survey*

**Tabel**  
**Table** 10.2

**Indeks Harga Konsumen (IHK) per Bulan Menurut  
Kelompok Pengeluaran di Kota Metro (2018=100),  
2022**  
*Consumer Price Index per Month by Expenditure Group in  
Metro Municipality (2018=100), 2022*

| <b>Bulan<br/>Month</b> | <b>Makanan, Minuman<br/>dan Tembakau<br/>Food, Beverages and<br/>Tobacco</b> | <b>Pakaian dan Alas<br/>Kaki<br/>Clothing and<br/>Footwear</b> | <b>Perumahan, Air,<br/>Listrik, Gas dan<br/>Bahan Bakar<br/>Lainnya<br/>Housing, Water,<br/>Electricity, Gas and<br/>fuels</b> |
|------------------------|------------------------------------------------------------------------------|----------------------------------------------------------------|--------------------------------------------------------------------------------------------------------------------------------|
| (1)                    | (2)                                                                          | (3)                                                            | (4)                                                                                                                            |
| Januari/January        | 113,22                                                                       | 107,69                                                         | 103,30                                                                                                                         |
| Februari/February      | 112,46                                                                       | 107,71                                                         | 102,91                                                                                                                         |
| Maret/March            | 114,91                                                                       | 108,46                                                         | 103,29                                                                                                                         |
| April/April            | 117,42                                                                       | 109,60                                                         | 103,99                                                                                                                         |
| Mei/May                | 119,13                                                                       | 109,89                                                         | 104,14                                                                                                                         |
| Juni/June              | 122,53                                                                       | 110,27                                                         | 104,15                                                                                                                         |
| Juli/July              | 124,34                                                                       | 110,65                                                         | 104,66                                                                                                                         |
| Agustus/August         | 119,94                                                                       | 110,65                                                         | 104,75                                                                                                                         |
| September/September    | 118,69                                                                       | 110,95                                                         | 105,36                                                                                                                         |
| Oktober/October        | 117,28                                                                       | 111,66                                                         | 105,29                                                                                                                         |
| November/November      | 117,08                                                                       | 111,89                                                         | 105,17                                                                                                                         |
| Desember/December      | 119,87                                                                       | 111,91                                                         | 104,93                                                                                                                         |

Lanjutan Tabel/*Continued Table* 10.2

| <b>Bulan<br/>Month</b>      | <b>Perlengkapan,<br/>Peralatan dan<br/>Pemeliharaan Rutin<br/>Rumah Tangga<br/>Furnishings,<br/>Household<br/>Equipment, and<br/>Routine Household<br/>Maintenance</b> | <b>Kesehatan<br/>Health</b> | <b>Transportasi<br/>Transportation</b> |
|-----------------------------|------------------------------------------------------------------------------------------------------------------------------------------------------------------------|-----------------------------|----------------------------------------|
| (1)                         | (5)                                                                                                                                                                    | (6)                         | (7)                                    |
| Januari/ <i>January</i>     | 112,12                                                                                                                                                                 | 113,72                      | 104,75                                 |
| Februari/ <i>February</i>   | 112,23                                                                                                                                                                 | 113,72                      | 104,84                                 |
| Maret/ <i>March</i>         | 111,91                                                                                                                                                                 | 113,98                      | 105,35                                 |
| April/ <i>April</i>         | 112,68                                                                                                                                                                 | 114,04                      | 108,11                                 |
| Mei/ <i>May</i>             | 113,60                                                                                                                                                                 | 114,04                      | 108,24                                 |
| Juni/ <i>June</i>           | 114,49                                                                                                                                                                 | 114,12                      | 108,52                                 |
| Juli/ <i>July</i>           | 114,22                                                                                                                                                                 | 114,12                      | 108,58                                 |
| Agustus/ <i>August</i>      | 113,58                                                                                                                                                                 | 115,29                      | 108,83                                 |
| September/ <i>September</i> | 114,05                                                                                                                                                                 | 115,35                      | 118,34                                 |
| Oktober/ <i>October</i>     | 113,83                                                                                                                                                                 | 115,57                      | 119,17                                 |
| November/ <i>November</i>   | 114,74                                                                                                                                                                 | 115,64                      | 119,36                                 |
| Desember/ <i>December</i>   | 114,57                                                                                                                                                                 | 115,85                      | 119,41                                 |

Lanjutan Tabel/*Continued Table 10.2*

| <b>Bulan<br/>Month</b>      | <b>Informasi,<br/>Komunikasi, dan Jasa<br/>Keuangan<br/>Information,<br/>Communication, and<br/>Financial Services</b> | <b>Rekreasi, Olahraga,<br/>dan Budaya<br/>Recreation, Sport and<br/>Culture</b> | <b>Pendidikan<br/>Education Services</b> |
|-----------------------------|------------------------------------------------------------------------------------------------------------------------|---------------------------------------------------------------------------------|------------------------------------------|
| (1)                         | (8)                                                                                                                    | (9)                                                                             | (10)                                     |
| Januari/ <i>January</i>     | 104,90                                                                                                                 | 115,63                                                                          | 111,07                                   |
| Februari/ <i>February</i>   | 104,86                                                                                                                 | 115,63                                                                          | 111,07                                   |
| Maret/ <i>March</i>         | 104,51                                                                                                                 | 116,33                                                                          | 111,07                                   |
| April/ <i>April</i>         | 103,85                                                                                                                 | 116,53                                                                          | 111,07                                   |
| Mei/ <i>May</i>             | 103,80                                                                                                                 | 116,68                                                                          | 111,21                                   |
| Juni/ <i>June</i>           | 104,13                                                                                                                 | 118,12                                                                          | 111,21                                   |
| Juli/ <i>July</i>           | 103,45                                                                                                                 | 119,23                                                                          | 111,21                                   |
| Agustus/ <i>August</i>      | 102,22                                                                                                                 | 119,23                                                                          | 112,47                                   |
| September/ <i>September</i> | 102,25                                                                                                                 | 119,20                                                                          | 112,47                                   |
| Oktober/ <i>October</i>     | 101,90                                                                                                                 | 119,45                                                                          | 112,47                                   |
| November/ <i>November</i>   | 101,90                                                                                                                 | 119,70                                                                          | 112,47                                   |
| Desember/ <i>December</i>   | 101,71                                                                                                                 | 119,70                                                                          | 112,47                                   |

Lanjutan Tabel/*Continued Table 10.2*

| <b>Bulan<br/>Month</b>      | <b>Penyediaan Makanan<br/>dan Minuman/<br/>Restoran<br/>Foods And Beverages<br/>Services/Restaurants</b> | <b>Perawatan Pribadi<br/>dan Jasa Lainnya<br/>Personal Care And<br/>Miscellaneous Goods<br/>and Services</b> | <b>Indeks Umum<br/>General Index</b> |
|-----------------------------|----------------------------------------------------------------------------------------------------------|--------------------------------------------------------------------------------------------------------------|--------------------------------------|
| (1)                         | (11)                                                                                                     | (12)                                                                                                         | (13)                                 |
| Januari/ <i>January</i>     | 111,75                                                                                                   | 118,61                                                                                                       | 109,82                               |
| Februari/ <i>February</i>   | 111,75                                                                                                   | 119,04                                                                                                       | 109,60                               |
| Maret/ <i>March</i>         | 111,75                                                                                                   | 120,65                                                                                                       | 110,54                               |
| April/ <i>April</i>         | 111,75                                                                                                   | 121,69                                                                                                       | 111,90                               |
| Mei/ <i>May</i>             | 111,75                                                                                                   | 123,56                                                                                                       | 112,62                               |
| Juni/ <i>June</i>           | 111,91                                                                                                   | 124,33                                                                                                       | 113,82                               |
| Juli/ <i>July</i>           | 112,29                                                                                                   | 125,11                                                                                                       | 114,48                               |
| Agustus/ <i>August</i>      | 113,58                                                                                                   | 125,43                                                                                                       | 113,40                               |
| September/ <i>September</i> | 113,84                                                                                                   | 125,20                                                                                                       | 114,54                               |
| Oktober/ <i>October</i>     | 114,13                                                                                                   | 125,35                                                                                                       | 114,31                               |
| November/ <i>November</i>   | 114,13                                                                                                   | 125,64                                                                                                       | 114,37                               |
| Desember/ <i>December</i>   | 114,13                                                                                                   | 125,34                                                                                                       | 115,09                               |

Sumber/*Source*: BPS, Survei Harga Konsumen/*BPS-Statistics Indonesia, Consumer Price Survey*



**Tabel**  
**Table** 10.3

**Indeks Harga Konsumen (IHK) Gabungan Dua Kota  
di Provinsi Lampung per Bulan Menurut Kelompok  
Pengeluaran (2018=100), 2022**  
*Combined Consumer Price Index of Two Municipalities  
in Lampung Province per Month by Expenditure Group  
(2018=100), 2022*

| <b>Bulan<br/>Month</b> | <b>Makanan, Minuman<br/>dan Tembakau<br/>Food, Beverages and<br/>Tobacco</b> | <b>Pakaian dan Alas<br/>Kaki<br/>Clothing and<br/>Footwear</b> | <b>Perumahan, Air,<br/>Listrik, Gas dan<br/>Bahan Bakar<br/>Lainnya<br/>Housing, Water,<br/>Electricity, Gas and<br/>fuels</b> |
|------------------------|------------------------------------------------------------------------------|----------------------------------------------------------------|--------------------------------------------------------------------------------------------------------------------------------|
| (1)                    | (2)                                                                          | (3)                                                            | (4)                                                                                                                            |
| Januari/January        | 114,76                                                                       | 104,90                                                         | 102,71                                                                                                                         |
| Februari/February      | 113,22                                                                       | 104,91                                                         | 102,65                                                                                                                         |
| Maret/March            | 116,16                                                                       | 105,44                                                         | 102,71                                                                                                                         |
| April/April            | 117,84                                                                       | 105,58                                                         | 102,77                                                                                                                         |
| Mei/May                | 119,19                                                                       | 105,61                                                         | 102,82                                                                                                                         |
| Juni/June              | 123,13                                                                       | 105,66                                                         | 102,93                                                                                                                         |
| Juli/July              | 125,17                                                                       | 105,70                                                         | 103,15                                                                                                                         |
| Agustus/August         | 121,47                                                                       | 105,70                                                         | 103,31                                                                                                                         |
| September/September    | 120,84                                                                       | 109,07                                                         | 103,92                                                                                                                         |
| Oktober/October        | 118,09                                                                       | 109,27                                                         | 103,92                                                                                                                         |
| November/November      | 117,74                                                                       | 109,46                                                         | 104,24                                                                                                                         |
| Desember/December      | 120,02                                                                       | 109,59                                                         | 104,18                                                                                                                         |

Lanjutan Tabel/*Continued Table* 10.3

| Bulan<br>Month              | Perlengkapan,<br>Peralatan dan<br>Pemeliharaan Rutin<br>Rumah Tangga<br><i>Furnishings,<br/>Household<br/>Equipment, and<br/>Routine Household<br/>Maintenance</i> | Kesehatan<br>Health | Transportasi<br>Transportation |
|-----------------------------|--------------------------------------------------------------------------------------------------------------------------------------------------------------------|---------------------|--------------------------------|
| (1)                         | (5)                                                                                                                                                                | (6)                 | (7)                            |
| Januari/ <i>January</i>     | 111,97                                                                                                                                                             | 112,33              | 107,18                         |
| Februari/ <i>February</i>   | 112,15                                                                                                                                                             | 112,45              | 107,12                         |
| Maret/ <i>March</i>         | 112,24                                                                                                                                                             | 113,37              | 106,88                         |
| April/ <i>April</i>         | 112,24                                                                                                                                                             | 114,97              | 109,69                         |
| Mei/ <i>May</i>             | 112,70                                                                                                                                                             | 115,31              | 110,06                         |
| Juni/ <i>June</i>           | 113,26                                                                                                                                                             | 116,27              | 111,10                         |
| Juli/ <i>July</i>           | 113,77                                                                                                                                                             | 115,82              | 112,32                         |
| Agustus/ <i>August</i>      | 113,97                                                                                                                                                             | 116,64              | 112,52                         |
| September/ <i>September</i> | 114,01                                                                                                                                                             | 116,87              | 120,61                         |
| Oktober/ <i>October</i>     | 113,88                                                                                                                                                             | 116,89              | 122,12                         |
| November/ <i>November</i>   | 113,80                                                                                                                                                             | 116,98              | 122,17                         |
| Desember/ <i>December</i>   | 113,93                                                                                                                                                             | 1117,35             | 122,31                         |

Lanjutan Tabel/*Continued Table* 10.3

| <b>Bulan<br/>Month</b>      | <b>Informasi,<br/>Komunikasi, dan Jasa<br/>Keuangan<br/>Information,<br/>Communication, and<br/>Financial Services</b> | <b>Rekreasi, Olahraga,<br/>dan Budaya<br/>Recreation, Sport and<br/>Culture</b> | <b>Pendidikan<br/>Education Services</b> |
|-----------------------------|------------------------------------------------------------------------------------------------------------------------|---------------------------------------------------------------------------------|------------------------------------------|
| (1)                         | (8)                                                                                                                    | (9)                                                                             | (10)                                     |
| Januari/ <i>January</i>     | 95,14                                                                                                                  | 108,74                                                                          | 110,97                                   |
| Februari/ <i>February</i>   | 94,99                                                                                                                  | 108,79                                                                          | 110,97                                   |
| Maret/ <i>March</i>         | 94,95                                                                                                                  | 110,14                                                                          | 110,97                                   |
| April/ <i>April</i>         | 94,93                                                                                                                  | 110,22                                                                          | 110,97                                   |
| Mei/ <i>May</i>             | 94,92                                                                                                                  | 111,91                                                                          | 110,98                                   |
| Juni/ <i>June</i>           | 94,66                                                                                                                  | 112,10                                                                          | 110,98                                   |
| Juli/ <i>July</i>           | 94,57                                                                                                                  | 112,23                                                                          | 111,77                                   |
| Agustus/ <i>August</i>      | 94,33                                                                                                                  | 112,65                                                                          | 121,21                                   |
| September/ <i>September</i> | 94,33                                                                                                                  | 114,59                                                                          | 121,21                                   |
| Oktober/ <i>October</i>     | 94,29                                                                                                                  | 114,55                                                                          | 121,21                                   |
| November/ <i>November</i>   | 94,29                                                                                                                  | 114,53                                                                          | 121,21                                   |
| Desember/ <i>December</i>   | 94,33                                                                                                                  | 114,53                                                                          | 121,21                                   |

Lanjutan Tabel/*Continued Table* 10.3

| <b>Bulan<br/>Month</b>      | <b>Penyediaan Makanan<br/>dan Minuman/<br/>Restoran<br/><i>Foods And Beverages<br/>Services/Restaurants</i></b> | <b>Perawatan Pribadi<br/>dan Jasa Lainnya<br/><i>Personal Care And<br/>Miscellaneous Goods<br/>and Services</i></b> | <b>Indeks Umum<br/><i>General Index</i></b> |
|-----------------------------|-----------------------------------------------------------------------------------------------------------------|---------------------------------------------------------------------------------------------------------------------|---------------------------------------------|
| (1)                         | (11)                                                                                                            | (12)                                                                                                                | (13)                                        |
| Januari/ <i>January</i>     | 114,25                                                                                                          | 111,00                                                                                                              | 109,13                                      |
| Februari/ <i>February</i>   | 114,25                                                                                                          | 111,58                                                                                                              | 108,71                                      |
| Maret/ <i>March</i>         | 115,00                                                                                                          | 112,41                                                                                                              | 109,71                                      |
| April/ <i>April</i>         | 115,00                                                                                                          | 112,93                                                                                                              | 110,65                                      |
| Mei/ <i>May</i>             | 115,46                                                                                                          | 114,87                                                                                                              | 111,31                                      |
| Juni/ <i>June</i>           | 115,48                                                                                                          | 115,15                                                                                                              | 112,64                                      |
| Juli/ <i>July</i>           | 115,52                                                                                                          | 114,70                                                                                                              | 113,46                                      |
| Agustus/ <i>August</i>      | 115,66                                                                                                          | 115,06                                                                                                              | 113,00                                      |
| September/ <i>September</i> | 117,24                                                                                                          | 116,52                                                                                                              | 114,49                                      |
| Oktober/ <i>October</i>     | 117,27                                                                                                          | 117,15                                                                                                              | 113,95                                      |
| November/ <i>November</i>   | 117,27                                                                                                          | 117,84                                                                                                              | 113,97                                      |
| Desember/ <i>December</i>   | 117,37                                                                                                          | 118,29                                                                                                              | 114,68                                      |

Sumber/*Source*: BPS, Survei Harga Konsumen/*BPS-Statistics Indonesia, Consumer Price Survey*

**Tabel**  
**Table 10.4****Laju Inflasi Bulanan Kota Bandar Lampung Menurut  
Kelompok Pengeluaran (2018=100) , 2022**  
**Monthly Inflation Rate of Lampung Municipality by  
Expenditure Group (2018=100), 2022**

| <b>Bulan<br/>Month</b> | <b>Makanan, Minuman<br/>dan Tembakau<br/>Food, Beverages and<br/>Tobacco</b> | <b>Pakaian dan<br/>Alas Kaki<br/>Clothing and<br/>Footwear</b> | <b>Perumahan, Air,<br/>Listrik, Gas dan<br/>Bahan Bakar Lainnya<br/>Housing, Water,<br/>Electricity, Gas and<br/>fuels</b> |
|------------------------|------------------------------------------------------------------------------|----------------------------------------------------------------|----------------------------------------------------------------------------------------------------------------------------|
| (1)                    | (2)                                                                          | (3)                                                            | (4)                                                                                                                        |
| Januari/January        | 0,24                                                                         | 0,00                                                           | 0,47                                                                                                                       |
| Februari/February      | -1,42                                                                        | 0,00                                                           | -0,02                                                                                                                      |
| Maret/March            | 2,64                                                                         | 0,48                                                           | 0,02                                                                                                                       |
| April/April            | 1,36                                                                         | 0,00                                                           | 0,01                                                                                                                       |
| Mei/May                | 1,11                                                                         | 0,00                                                           | 0,04                                                                                                                       |
| Juni/June              | 3,36                                                                         | 0,00                                                           | 0,11                                                                                                                       |
| Juli/July              | 1,68                                                                         | 0,00                                                           | 0,19                                                                                                                       |
| Agustus/August         | -2,88                                                                        | 0,00                                                           | 0,17                                                                                                                       |
| September/September    | -0,45                                                                        | 3,60                                                           | 0,59                                                                                                                       |
| Oktober/October        | -2,41                                                                        | 0,13                                                           | 0,00                                                                                                                       |
| November/November      | -0,31                                                                        | 0,17                                                           | 0,36                                                                                                                       |
| Desember/December      | 1,88                                                                         | 0,14                                                           | -0,05                                                                                                                      |

Lanjutan Tabel/*Continued Table* 10.4

| <b>Bulan<br/>Month</b>      | <b>Perlengkapan,<br/>Peralatan dan<br/>Pemeliharaan Rutin<br/>Rumah Tangga<br/>Furnishings,<br/>Household<br/>Equipment, and<br/>Routine Household<br/>Maintenance</b> | <b>Kesehatan<br/>Health</b> | <b>Transportasi<br/>Transportation</b> |
|-----------------------------|------------------------------------------------------------------------------------------------------------------------------------------------------------------------|-----------------------------|----------------------------------------|
| <b>(1)</b>                  | <b>(5)</b>                                                                                                                                                             | <b>(6)</b>                  | <b>(7)</b>                             |
| Januari/ <i>January</i>     | 0,72                                                                                                                                                                   | 0,44                        | 1,19                                   |
| Februari/ <i>February</i>   | 0,17                                                                                                                                                                   | 0,12                        | -0,07                                  |
| Maret/ <i>March</i>         | 0,13                                                                                                                                                                   | 0,88                        | -0,32                                  |
| April/ <i>April</i>         | -0,11                                                                                                                                                                  | 1,55                        | 2,62                                   |
| Mei/ <i>May</i>             | 0,34                                                                                                                                                                   | 0,33                        | 0,36                                   |
| Juni/ <i>June</i>           | 0,45                                                                                                                                                                   | 0,90                        | 1,04                                   |
| Juli/ <i>July</i>           | 0,57                                                                                                                                                                   | -0,43                       | 1,23                                   |
| Agustus/ <i>August</i>      | 0,30                                                                                                                                                                   | 0,68                        | 0,17                                   |
| September/ <i>September</i> | -0,04                                                                                                                                                                  | 0,21                        | 7,00                                   |
| Oktober/ <i>October</i>     | -0,10                                                                                                                                                                  | 0,00                        | 1,32                                   |
| November/ <i>November</i>   | -0,21                                                                                                                                                                  | 0,09                        | 0,02                                   |
| Desember/ <i>December</i>   | 0,16                                                                                                                                                                   | 0,33                        | 0,13                                   |

Lanjutan Tabel/*Continued Table 10.4*

| <b>Bulan<br/>Month</b>      | <b>Informasi, Komunikasi,<br/>dan Jasa Keuangan<br/>Information,<br/>Communication, and<br/>Financial Services</b> | <b>Rekreasi, Olahraga, dan<br/>Budaya<br/>Recreation,<br/>Sport and Culture</b> | <b>Pendidikan<br/>Education Services</b> |
|-----------------------------|--------------------------------------------------------------------------------------------------------------------|---------------------------------------------------------------------------------|------------------------------------------|
| <b>(1)</b>                  | <b>(8)</b>                                                                                                         | <b>(9)</b>                                                                      | <b>(10)</b>                              |
| Januari/ <i>January</i>     | -0,24                                                                                                              | 0,00                                                                            | 0,00                                     |
| Februari/ <i>February</i>   | -0,18                                                                                                              | 0,06                                                                            | 0,00                                     |
| Maret/ <i>March</i>         | 0,00                                                                                                               | 1,34                                                                            | 0,00                                     |
| April/ <i>April</i>         | 0,09                                                                                                               | 0,05                                                                            | 0,00                                     |
| Mei/ <i>May</i>             | 0,00                                                                                                               | 1,74                                                                            | 0,00                                     |
| Juni/ <i>June</i>           | -0,37                                                                                                              | 0,02                                                                            | 0,00                                     |
| Juli/ <i>July</i>           | 0,00                                                                                                               | 0,00                                                                            | 0,80                                     |
| Agustus/ <i>August</i>      | -0,12                                                                                                              | 0,43                                                                            | 9,40                                     |
| September/ <i>September</i> | 0,00                                                                                                               | 1,97                                                                            | 0,00                                     |
| Oktober/ <i>October</i>     | 0,00                                                                                                               | -0,07                                                                           | 0,00                                     |
| November/ <i>November</i>   | 0,00                                                                                                               | -0,05                                                                           | 0,00                                     |
| Desember/ <i>December</i>   | 0,09                                                                                                               | 0,00                                                                            | 0,00                                     |

Lanjutan Tabel/*Continued Table* 10.4

| <b>Bulan<br/>Month</b> | <b>Penyediaan Makanan<br/>dan Minuman/Restoran<br/>Foods And Beverages<br/>Services/Restaurants</b> | <b>Perawatan Pribadi<br/>dan Jasa Lainnya<br/>Personal Care And<br/>Miscellaneous Goods<br/>and Services</b> | <b>Inflasi Umum<br/>General Inflation</b> |
|------------------------|-----------------------------------------------------------------------------------------------------|--------------------------------------------------------------------------------------------------------------|-------------------------------------------|
| <b>(1)</b>             | <b>(11)</b>                                                                                         | <b>(12)</b>                                                                                                  | <b>(13)</b>                               |
| Januari/January        | 0,34                                                                                                | 0,09                                                                                                         | 0,38                                      |
| Februari/February      | 0,00                                                                                                | 0,55                                                                                                         | -0,40                                     |
| Maret/March            | 0,72                                                                                                | 0,65                                                                                                         | 0,93                                      |
| April/April            | 0,00                                                                                                | 0,40                                                                                                         | 0,81                                      |
| Mei/May                | 0,45                                                                                                | 1,75                                                                                                         | 0,58                                      |
| Juni/June              | 0,00                                                                                                | 0,18                                                                                                         | 1,22                                      |
| Juli/July              | 0,00                                                                                                | -0,56                                                                                                        | 0,75                                      |
| Agustus/August         | 0,00                                                                                                | 0,33                                                                                                         | -0,34                                     |
| September/September    | 1,50                                                                                                | 1,52                                                                                                         | 1,35                                      |
| Oktober/October        | 0,00                                                                                                | 0,61                                                                                                         | -0,50                                     |
| November/November      | 0,00                                                                                                | 0,64                                                                                                         | 0,01                                      |
| Desember/December      | 0,10                                                                                                | 0,49                                                                                                         | 0,62                                      |

Sumber/*Source*: BPS, Survei Harga Konsumen/*BPS-Statistics Indonesia, Consumer Price Survey*



**Tabel**  
**Table 10.5****Laju Inflasi Bulanan Kota Metro Menurut Kelompok  
Pengeluaran (2018=100) , 2022**  
**Monthly Inflation Rate of Metro Municipality by Expenditure  
Group (2018=100), 2022**

| <b>Bulan<br/>Month</b> | <b>Makanan, Minuman<br/>dan Tembakau<br/>Food, Beverages and<br/>Tobacco</b> | <b>Pakaian dan<br/>Alas Kaki<br/>Clothing and<br/>Footwear</b> | <b>Perumahan, Air,<br/>Listrik, Gas dan<br/>Bahan Bakar Lainnya<br/>Housing, Water,<br/>Electricity, Gas and<br/>fuels</b> |
|------------------------|------------------------------------------------------------------------------|----------------------------------------------------------------|----------------------------------------------------------------------------------------------------------------------------|
| (1)                    | (2)                                                                          | (3)                                                            | (4)                                                                                                                        |
| Januari/January        | 1,01                                                                         | 0,81                                                           | 0,13                                                                                                                       |
| Februari/February      | -0,67                                                                        | 0,02                                                           | -0,38                                                                                                                      |
| Maret/March            | 2,18                                                                         | 0,70                                                           | 0,37                                                                                                                       |
| April/April            | 2,18                                                                         | 1,05                                                           | 0,68                                                                                                                       |
| Mei/May                | 1,46                                                                         | 0,26                                                           | 0,14                                                                                                                       |
| Juni/June              | 2,85                                                                         | 0,35                                                           | 0,01                                                                                                                       |
| Juli/July              | 1,48                                                                         | 0,34                                                           | 0,49                                                                                                                       |
| Agustus/August         | -3,54                                                                        | 0,00                                                           | 0,09                                                                                                                       |
| September/September    | -1,04                                                                        | 0,27                                                           | 0,58                                                                                                                       |
| Oktober/October        | -1,19                                                                        | 0,64                                                           | -0,07                                                                                                                      |
| November/November      | -0,17                                                                        | 0,21                                                           | -0,11                                                                                                                      |
| Desember/December      | 2,38                                                                         | 0,02                                                           | -0,23                                                                                                                      |

Lanjutan Tabel/*Continued Table* 10.5

| <b>Bulan<br/>Month</b>      | <b>Perlengkapan,<br/>Peralatan dan<br/>Pemeliharaan Rutin<br/>Rumah Tangga<br/><i>Furnishings, Household<br/>Equipment, and Routine<br/>Household Maintenance</i></b> | <b>Kesehatan<br/>Health</b> | <b>Transportasi<br/>Transportation</b> |
|-----------------------------|-----------------------------------------------------------------------------------------------------------------------------------------------------------------------|-----------------------------|----------------------------------------|
| (1)                         | (5)                                                                                                                                                                   | (6)                         | (7)                                    |
| Januari/ <i>January</i>     | 1,15                                                                                                                                                                  | 0,62                        | 0,33                                   |
| Februari/ <i>February</i>   | 0,10                                                                                                                                                                  | 0,00                        | 0,09                                   |
| Maret/ <i>March</i>         | -0,29                                                                                                                                                                 | 0,23                        | 0,49                                   |
| April/ <i>April</i>         | 0,69                                                                                                                                                                  | 0,05                        | 2,62                                   |
| Mei/ <i>May</i>             | 0,82                                                                                                                                                                  | 0,00                        | 0,12                                   |
| Juni/ <i>June</i>           | 0,78                                                                                                                                                                  | 0,07                        | 0,26                                   |
| Juli/ <i>July</i>           | -0,24                                                                                                                                                                 | 0,00                        | 0,06                                   |
| Agustus/ <i>August</i>      | -0,56                                                                                                                                                                 | 1,03                        | 0,23                                   |
| September/ <i>September</i> | 0,41                                                                                                                                                                  | 0,05                        | 8,74                                   |
| Oktober/ <i>October</i>     | -0,19                                                                                                                                                                 | 0,19                        | 0,70                                   |
| November/ <i>November</i>   | 0,80                                                                                                                                                                  | 0,06                        | 0,16                                   |
| Desember/ <i>December</i>   | -0,15                                                                                                                                                                 | 0,18                        | 0,04                                   |

Lanjutan Tabel/Continued Table 10.5

| <b>Bulan<br/>Month</b> | <b>Informasi, Komunikasi,<br/>dan Jasa Keuangan<br/>Information,<br/>Communication, and<br/>Financial Services</b> | <b>Rekreasi, Olahraga, dan<br/>Budaya Recreation,<br/>Sport and Culture</b> | <b>Pendidikan<br/>Education Services</b> |
|------------------------|--------------------------------------------------------------------------------------------------------------------|-----------------------------------------------------------------------------|------------------------------------------|
| <b>(1)</b>             | <b>(8)</b>                                                                                                         | <b>(9)</b>                                                                  | <b>(10)</b>                              |
| Januari/January        | -0,61                                                                                                              | 1,73                                                                        | 0,00                                     |
| Februari/February      | -0,04                                                                                                              | 0,00                                                                        | 0,00                                     |
| Maret/March            | -0,33                                                                                                              | 0,61                                                                        | 0,00                                     |
| April/April            | -0,63                                                                                                              | 0,17                                                                        | 0,00                                     |
| Mei/May                | -0,05                                                                                                              | 0,13                                                                        | 0,13                                     |
| Juni/June              | 0,32                                                                                                               | 1,23                                                                        | 0,00                                     |
| Juli/July              | -0,65                                                                                                              | 0,94                                                                        | 0,00                                     |
| Agustus/August         | -1,19                                                                                                              | 0,00                                                                        | 1,13                                     |
| September/September    | 0,03                                                                                                               | -0,03                                                                       | 0,00                                     |
| Oktober/October        | -0,34                                                                                                              | 0,21                                                                        | 0,00                                     |
| November/November      | 0,00                                                                                                               | 0,21                                                                        | 0,00                                     |
| Desember/December      | -0,19                                                                                                              | 0,00                                                                        | 0,00                                     |

Lanjutan Tabel/*Continued Table 10.5*

| <b>Bulan<br/>Month</b> | <b>Penyediaan Makanan<br/>dan Minuman/Restoran<br/>Foods And Beverages<br/>Services/Restaurants</b> | <b>Perawatan Pribadi<br/>dan Jasa Lainnya<br/>Personal Care And<br/>Miscellaneous Goods<br/>and Services</b> | <b>Inflasi Umum<br/>General Inflation</b> |
|------------------------|-----------------------------------------------------------------------------------------------------|--------------------------------------------------------------------------------------------------------------|-------------------------------------------|
| (1)                    | (11)                                                                                                | (12)                                                                                                         | (13)                                      |
| Januari/January        | 0,00                                                                                                | 0,70                                                                                                         | 0,55                                      |
| Februari/February      | 0,00                                                                                                | 0,36                                                                                                         | -0,20                                     |
| Maret/March            | 0,00                                                                                                | 1,35                                                                                                         | 0,86                                      |
| April/April            | 0,00                                                                                                | 0,86                                                                                                         | 1,23                                      |
| Mei/May                | 0,00                                                                                                | 1,54                                                                                                         | 0,64                                      |
| Juni/June              | 0,14                                                                                                | 0,62                                                                                                         | 1,07                                      |
| Juli/July              | 0,34                                                                                                | 0,63                                                                                                         | 0,58                                      |
| Agustus/August         | 1,15                                                                                                | 0,26                                                                                                         | -0,94                                     |
| September/September    | 0,23                                                                                                | -0,18                                                                                                        | 1,01                                      |
| Oktober/October        | 0,25                                                                                                | 0,12                                                                                                         | -0,20                                     |
| November/November      | 0,00                                                                                                | 0,23                                                                                                         | 0,05                                      |
| Desember/December      | 0,00                                                                                                | -0,24                                                                                                        | 0,63                                      |

Sumber/Source: BPS, Survei Harga Konsumen/BPS-Statistics Indonesia, Consumer Price Survey

**Tabel**  
**Table** 10.6

**Laju Inflasi Bulanan Gabungan Dua Kota di Provinsi Lampung Menurut Kelompok Pengeluaran (2018=100) , 2022**  
**Combined Monthly Inflation Rate of Two Municipalities in Lampung Province by Expenditure Group (2018=100), 2022**

| <b>Bulan</b><br><b>Month</b> | <b>Makanan, Minuman dan Tembakau</b><br><b>Food, Beverages and Tobacco</b> | <b>Pakaian dan Alas Kaki</b><br><b>Clothing and Footwear</b> | <b>Perumahan, Air, Listrik, Gas dan Bahan Bakar Lainnya</b><br><b>Housing, Water, Electricity, Gas and fuels</b> |
|------------------------------|----------------------------------------------------------------------------|--------------------------------------------------------------|------------------------------------------------------------------------------------------------------------------|
| (1)                          | (2)                                                                        | (3)                                                          | (4)                                                                                                              |
| Januari/January              | 0,32                                                                       | 0,10                                                         | 0,44                                                                                                             |
| Februari/February            | -1,34                                                                      | 0,00                                                         | -0,05                                                                                                            |
| Maret/March                  | 2,59                                                                       | 0,51                                                         | 0,05                                                                                                             |
| April/April                  | 1,46                                                                       | 0,13                                                         | 0,06                                                                                                             |
| Mei/May                      | 1,15                                                                       | 0,03                                                         | 0,05                                                                                                             |
| Juni/June                    | 3,30                                                                       | 0,04                                                         | 0,10                                                                                                             |
| Juli/July                    | 1,66                                                                       | 0,04                                                         | 0,22                                                                                                             |
| Agustus/August               | -2,96                                                                      | 0,00                                                         | 0,16                                                                                                             |
| September/September          | -0,52                                                                      | 3,18                                                         | 0,59                                                                                                             |
| Oktober/October              | -2,28                                                                      | 0,19                                                         | -0,01                                                                                                            |
| November/November            | -0,30                                                                      | 0,17                                                         | 0,31                                                                                                             |
| Desember/December            | 1,93                                                                       | 0,12                                                         | -0,06                                                                                                            |

Lanjutan Tabel/*Continued Table* 10.6

| <b>Bulan<br/>Month</b>      | <b>Perlengkapan,<br/>Peralatan dan<br/>Pemeliharaan Rutin<br/>Rumah Tangga<br/><i>Furnishings,<br/>Household<br/>Equipment, and<br/>Routine Household<br/>Maintenance</i></b> | <b>Kesehatan<br/>Health</b> | <b>Transportasi<br/>Transportation</b> |
|-----------------------------|-------------------------------------------------------------------------------------------------------------------------------------------------------------------------------|-----------------------------|----------------------------------------|
| (1)                         | (5)                                                                                                                                                                           | (6)                         | (7)                                    |
| Januari/ <i>January</i>     | 0,78                                                                                                                                                                          | 0,46                        | 1,09                                   |
| Februari/ <i>February</i>   | 0,16                                                                                                                                                                          | 0,11                        | -0,05                                  |
| Maret/ <i>March</i>         | 0,08                                                                                                                                                                          | 0,82                        | -0,23                                  |
| April/ <i>April</i>         | 0,00                                                                                                                                                                          | 1,41                        | 2,63                                   |
| Mei/ <i>May</i>             | 0,41                                                                                                                                                                          | 0,30                        | 0,34                                   |
| Juni/ <i>June</i>           | 0,50                                                                                                                                                                          | 0,83                        | 0,95                                   |
| Juli/ <i>July</i>           | 0,45                                                                                                                                                                          | -0,39                       | 1,10                                   |
| Agustus/ <i>August</i>      | 0,17                                                                                                                                                                          | 0,71                        | 0,18                                   |
| September/ <i>September</i> | 0,03                                                                                                                                                                          | 0,19                        | 7,19                                   |
| Oktober/ <i>October</i>     | -0,11                                                                                                                                                                         | 0,02                        | 1,26                                   |
| November/ <i>November</i>   | -0,06                                                                                                                                                                         | 0,08                        | 0,03                                   |
| Desember/ <i>December</i>   | 0,11                                                                                                                                                                          | 0,32                        | 0,12                                   |

Lanjutan Tabel/*Continued Table 10.6*

| <b>Bulan<br/>Month</b>      | <b>Informasi, Komunikasi,<br/>dan Jasa Keuangan<br/>Information,<br/>Communication, and<br/>Financial Services</b> | <b>Rekreasi, Olahraga,<br/>dan Budaya<br/>Recreation, Sport and<br/>Culture</b> | <b>Pendidikan<br/>Education Services</b> |
|-----------------------------|--------------------------------------------------------------------------------------------------------------------|---------------------------------------------------------------------------------|------------------------------------------|
| <b>(1)</b>                  | <b>(8)</b>                                                                                                         | <b>(9)</b>                                                                      | <b>(10)</b>                              |
| Januari/ <i>January</i>     | -0,29                                                                                                              | 0,22                                                                            | 0,00                                     |
| Februari/ <i>February</i>   | -0,16                                                                                                              | 0,04                                                                            | 0,00                                     |
| Maret/ <i>March</i>         | -0,05                                                                                                              | 1,24                                                                            | 0,00                                     |
| April/ <i>April</i>         | -0,01                                                                                                              | 0,08                                                                            | 0,00                                     |
| Mei/ <i>May</i>             | -0,01                                                                                                              | 1,53                                                                            | 0,01                                     |
| Juni/ <i>June</i>           | -0,28                                                                                                              | 0,17                                                                            | 0,00                                     |
| Juli/ <i>July</i>           | -0,09                                                                                                              | 0,12                                                                            | 0,71                                     |
| Agustus/ <i>August</i>      | -0,26                                                                                                              | 0,38                                                                            | 8,44                                     |
| September/ <i>September</i> | 0,00                                                                                                               | 1,72                                                                            | 0,00                                     |
| Oktober/ <i>October</i>     | -0,05                                                                                                              | -0,04                                                                           | 0,00                                     |
| November/ <i>November</i>   | 0,00                                                                                                               | -0,02                                                                           | 0,00                                     |
| Desember/ <i>December</i>   | 0,05                                                                                                               | 0,00                                                                            | 0,00                                     |

Lanjutan Tabel/*Continued Table* 10.6

| <b>Bulan<br/>Month</b> | <b>Penyediaan Makanan<br/>dan Minuman/Restoran<br/>Foods And Beverages<br/>Services/Restaurants</b> | <b>Perawatan Pribadi<br/>dan Jasa Lainnya<br/>Personal Care And<br/>Miscellaneous Goods<br/>and Services</b> | <b>Inflasi Umum<br/>General Inflation</b> |
|------------------------|-----------------------------------------------------------------------------------------------------|--------------------------------------------------------------------------------------------------------------|-------------------------------------------|
| (1)                    | (11)                                                                                                | (12)                                                                                                         | (13)                                      |
| Januari/January        | 3,30                                                                                                | 0,18                                                                                                         | 0,40                                      |
| Februari/February      | 0,00                                                                                                | 0,52                                                                                                         | -0,38                                     |
| Maret/March            | 0,65                                                                                                | 0,75                                                                                                         | 0,92                                      |
| April/April            | 0,00                                                                                                | 0,46                                                                                                         | 0,86                                      |
| Mei/May                | 0,40                                                                                                | 1,72                                                                                                         | 0,59                                      |
| Juni/June              | 0,02                                                                                                | 0,24                                                                                                         | 1,20                                      |
| Juli/July              | 0,04                                                                                                | -0,39                                                                                                        | 0,73                                      |
| Agustus/August         | 0,12                                                                                                | 0,32                                                                                                         | -0,41                                     |
| September/September    | 1,36                                                                                                | 1,27                                                                                                         | 1,32                                      |
| Oktober/October        | 0,03                                                                                                | 0,54                                                                                                         | -0,47                                     |
| November/November      | 0,00                                                                                                | 0,58                                                                                                         | 0,01                                      |
| Desember/December      | 0,09                                                                                                | 0,39                                                                                                         | 0,62                                      |

Sumber/*Source*: BPS, Survei Harga Konsumen/*BPS-Statistics Indonesia, Consumer Price Survey*



**Tabel**  
**Table** 10.7**Nilai Tukar dan Indeks Nilai Tukar Petani di Provinsi Lampung (2018=100), 2021-2022**  
**Exchange Rate and Farmer's Exchange Rate Index in Lampung Province (2018=100), 2021-2022**

| Bulan<br>Month      | Nilai Tukar Petani<br>Farmers Exchange Rate |        | Indeks Nilai Tukar Petani<br>Farmers Exchange Rate Index |        |                      |        |
|---------------------|---------------------------------------------|--------|----------------------------------------------------------|--------|----------------------|--------|
|                     |                                             |        | yang diterima<br>Received                                |        | yang dibayar<br>Paid |        |
|                     | 2021                                        | 2022   | 2021                                                     | 2022   | 2021                 | 2022   |
| (1)                 | (2)                                         | (3)    | (4)                                                      | (5)    | (6)                  | (7)    |
| Januari/January     | 96,56                                       | 106,85 | 103,74                                                   | 117,44 | 107,43               | 109,91 |
| Februari/February   | 96,75                                       | 108,02 | 104,47                                                   | 118,78 | 107,98               | 109,95 |
| Maret/March         | 97,85                                       | 108,43 | 105,54                                                   | 119,99 | 107,85               | 110,66 |
| April/April         | 98,68                                       | 107,61 | 106,40                                                   | 120,17 | 107,82               | 111,67 |
| Mei/May             | 99,88                                       | 104,66 | 107,89                                                   | 117,72 | 108,02               | 112,48 |
| Juni/June           | 100,80                                      | 104,49 | 108,94                                                   | 119,44 | 108,09               | 114,32 |
| Juli/July           | 101,75                                      | 102,35 | 110,26                                                   | 117,65 | 108,37               | 114,96 |
| Agustus/August      | 102,91                                      | 103,07 | 111,23                                                   | 117,36 | 108,08               | 113,87 |
| September/September | 103,40                                      | 101,54 | 111,52                                                   | 117,28 | 107,86               | 115,51 |
| Oktober/October     | 104,55                                      | 101,60 | 112,68                                                   | 116,67 | 107,78               | 114,83 |
| November/November   | 105,25                                      | 101,32 | 113,86                                                   | 116,44 | 108,18               | 114,93 |
| Desember/December   | 106,29                                      | 102,19 | 115,93                                                   | 118,39 | 109,07               | 115,85 |

Sumber/Source: Survei Harga Perdesaan, BPS Provinsi Lampung/ Rural Price Survey, BPS- Statistics of Lampung Province

**Tabel**  
**Table 10.8****Kurs Tengah Beberapa Mata Uang Asing Terhadap Rupiah  
di Bank Indonesia, 2015–2022**  
***Selected Foreign Exchange Middle Rates Againsts Rupiah At  
Bank Indonesia , 2015–2022***

| <b>Akhir Tahun<br/>End Of Period</b> | <b>USD</b> | <b>AUD</b> | <b>HKD</b> |
|--------------------------------------|------------|------------|------------|
| (1)                                  | (2)        | (3)        | (4)        |
| 2015                                 | 13 795     | 10 064     | 1 780      |
| 2016                                 | 13 436     | 9 724      | 1 732      |
| 2017                                 | 13 548     | 10 557     | 1 733      |
| 2018                                 | 14 481     | 10 211     | 1 849      |
| 2019                                 | 13 901     | 9 739      | 1 785      |
| 2020                                 | 14 105     | 10 771     | 1 819      |
| 2021                                 | 14 269     | 10 344     | 1 830      |
| 2022                                 | 15 731     | 10 581     | 2 019      |

Sumber/Source: Bank Indonesia Cabang Bandar Lampung/ Bank of Indonesia, Bandar Lampung Branch

**Tabel**  
**Table 10.9****Posisi Dana Masyarakat per Triwulan oleh Perbankan di  
Provinsi Lampung (Juta Rupiah), 2015–2022**  
**Quarterly Position of Public Funds in State and Commercial  
Banks in Lampung Province (Million Rupiah), 2015–  
2022**

| <b>Tahun / Year</b><br><b>Pemupukan Dana / Fund</b> | <b>Triwulan I</b><br><b>Quarter I</b> | <b>...Triwulan II</b><br><b>Quarter II</b> | <b>Triwulan III</b><br><b>Quarter III</b> | <b>Triwulan IV</b><br><b>Quarter IV</b> |
|-----------------------------------------------------|---------------------------------------|--------------------------------------------|-------------------------------------------|-----------------------------------------|
| (1)                                                 | (2)                                   | (3)                                        | (4)                                       | (5)                                     |
| <b>Tahun / Year2015</b>                             | 29 112 337                            | 30 938 756                                 | 33 092 633                                | 32 101 987                              |
| a. Giro / Giro                                      | 6 675 520                             | 8 232 025                                  | 7 900 688                                 | 5 118 996                               |
| b. Deposito / Time Deposits                         | 7 703 333                             | 7 648 135                                  | 8 291 261                                 | 8 291 724                               |
| c. Tabungan / Saving                                | 14 733 483                            | 15 058 596                                 | 16 900 683                                | 18 691 267                              |
| <b>Tahun / Year2016</b>                             | 32 526 671                            | 33 626 368                                 | 34 044 626                                | 34 882 933                              |
| a. Giro / Giro                                      | 7 285 669                             | 6 921 947                                  | 6 819 252                                 | 5 012 549                               |
| b. Deposito / Time Deposits                         | 8 780 413                             | 8 787 628                                  | 8 878 120                                 | 9 085 240                               |
| c. Tabungan / Saving                                | 16 460 589                            | 17 916 793                                 | 18 347 254                                | 20 785 144                              |
| <b>Tahun / Year2017</b>                             | 36 195 789                            | 38 263 150                                 | 38 184 862                                | 38 036 187                              |
| a. Giro / Giro                                      | 7 490 031                             | 8 047 546                                  | 7 603 960                                 | 5 616 600                               |
| b. Deposito / Time Deposits                         | 19 466 623                            | 20 781 082                                 | 21 073 982                                | 23 019 736                              |
| c. Tabungan / Saving                                | 9 239 134                             | 9 434 522                                  | 9 506 919                                 | 9 399 851                               |
| <b>Tahun / Year2018</b>                             | 38 520 534                            | 50 850 848                                 | 50 697 618                                | 49 545 284                              |
| a. Giro / Giro                                      | 7 736 704                             | 8 735 062                                  | 8 472 670                                 | 6 521 680                               |
| b. Deposito / Time Deposits                         | 9 738 554                             | 16 835 218                                 | 16 881 031                                | 16 399 200                              |
| c. Tabungan / Saving                                | 21 045 276                            | 25 280 568                                 | 25 343 917                                | 26 624 404                              |
| <b>Tahun / Year2019</b>                             | 49 078 932                            | 51 639 875                                 | 52 863 469                                | 53 325 720                              |
| a. Giro / Giro                                      | 7 811 683                             | 8 960 534                                  | 8 579 380                                 | 6 609 410                               |
| b. Deposito / Time Deposits                         | 16 407 913                            | 16 353 859                                 | 16 333 455                                | 16 724 478                              |
| c. Tabungan / Saving                                | 24 859 335                            | 26 325 482                                 | 27 950 635                                | 29 991 832                              |
| <b>Tahun / Year2020</b>                             | 53 705 713                            | 56 692 701                                 | 57 814 828                                | 58 582 794                              |
| a. Giro / Giro                                      | 8 224 428                             | 9 175 396                                  | 8 874 526                                 | 7 889 593                               |
| b. Deposito / Time Deposits                         | 16 681 598                            | 16 922 299                                 | 17 027 914                                | 17 057 428                              |
| c. Tabungan / Saving                                | 28 799 686                            | 30 595 006                                 | 31 912 388                                | 33 635 773                              |

Lanjutan Tabel/*Continued Table* 10.9

| <b>Tahun / Year</b><br><b>Pemupukan Dana / Fund</b> | <b>Triwulan I</b><br><b>Quarter I</b> | <b>...Triwulan II</b><br><b>Quarter II</b> | <b>Triwulan III</b><br><b>Quarter III</b> | <b>Triwulan IV</b><br><b>Quarter IV</b> |
|-----------------------------------------------------|---------------------------------------|--------------------------------------------|-------------------------------------------|-----------------------------------------|
| (1)                                                 | (2)                                   | (3)                                        | (4)                                       | (5)                                     |
| <b>Tahun / Year2021</b>                             | 53 705 713                            | 56 692 701                                 | 57 814 828                                | 58 582 794                              |
| a. Giro / Giro                                      | 8 224 428                             | 9 175 396                                  | 8 874 526                                 | 7 889 593                               |
| b. Deposito / Time Deposits                         | 16 681 598                            | 16 922 299                                 | 17 027 914                                | 17 057 428                              |
| c. Tabungan / Saving                                | 28 799 686                            | 30 595 006                                 | 31 912 388                                | 33 635 773                              |
| <b>Tahun / Year2022</b>                             | 58 908 879                            | 61 153 917                                 | 60 608 157                                | ...                                     |
| a. Giro / Giro                                      | 9 322 378                             | 10 149 314                                 | 9 229 110                                 | ...                                     |
| b. Deposito / Time Deposits                         | 17 337 829                            | 17 569 939                                 | 17 699 911                                | ...                                     |
| c. Tabungan / Saving                                | 32 248 672                            | 33 434 664                                 | 33 679 135                                | ...                                     |

Sumber/*Source*: Bank Indonesia Cabang Bandar Lampung/*Bank of Indonesia, Bandar Lampung Branch*

**Tabel**  
**Table 10.10****Jumlah Kantor Bank Umum dan BPR menurut Kabupaten/Kota di Provinsi Lampung, 2022**  
**Number of Bank and BPR by Regency/municipality in Lampung Province, 2022**

| Kabupaten/Kota<br>Regency/Municipality | Bank Umum |          |           |            |           |           |          |             |
|----------------------------------------|-----------|----------|-----------|------------|-----------|-----------|----------|-------------|
|                                        | KANWIL    | KP       | KC        | KCP        | KK        | KF        | PP       | ATM         |
| (1)                                    | (2)       | (3)      | (4)       | (5)        | (6)       | (7)       | (8)      | (9)         |
| Lampung Barat                          | –         | –        | 1         | 10         | 3         | –         | –        | 38          |
| Tanggamus                              | –         | –        | 1         | 24         | 3         | –         | –        | 26          |
| Lampung Selatan                        | –         | –        | 2         | 32         | 4         | 2         | –        | 146         |
| Lampung Timur                          | –         | –        | –         | 21         | 1         | 1         | –        | 46          |
| Lampung Tengah                         | –         | –        | 3         | 38         | 4         | 2         | –        | 129         |
| Lampung Utara                          | –         | –        | 4         | 18         | 5         | –         | –        | 83          |
| Way Kanan                              | –         | –        | –         | 11         | 2         | –         | –        | 24          |
| Tulang Bawang                          | –         | –        | 1         | 18         | 4         | –         | –        | 68          |
| Pesawaran                              | –         | –        | –         | 4          | 1         | 1         | –        | 32          |
| Pringsewu                              | –         | –        | 1         | 10         | 5         | 4         | –        | 51          |
| Mesuji                                 | –         | –        | –         | 6          | 1         | –         | –        | 17          |
| Tulang Bawang Barat                    | –         | –        | –         | 7          | 2         | –         | –        | 19          |
| Pesisir Barat                          | –         | –        | –         | 4          | –         | –         | –        | 3           |
| Bandar Lampung                         | 2         | 1        | 49        | 73         | 37        | 4         | –        | 653         |
| Metro                                  | –         | –        | 5         | 16         | 5         | 3         | –        | 103         |
| <b>Lampung</b>                         | <b>2</b>  | <b>1</b> | <b>67</b> | <b>292</b> | <b>77</b> | <b>17</b> | <b>–</b> | <b>1438</b> |

Lanjutan Tabel/*Continued Table* 10.10

| Kabupaten/Kota<br><i>Regency/Municipality</i> | BPR       |           |           |           | BPR SYARIAH |           |           |          |
|-----------------------------------------------|-----------|-----------|-----------|-----------|-------------|-----------|-----------|----------|
|                                               | KP        | KC        | KK        | ATM       | KP          | KC        | KK        | ATM      |
| (1)                                           | (10)      | (11)      | (12)      | (13)      | (14)        | (15)      | (16)      | (17)     |
| Lampung Barat                                 | –         | 2         | –         | 1         | 1           | –         | –         | –        |
| Tanggamus                                     | –         | –         | –         | –         | 1           | –         | –         | –        |
| Lampung Selatan                               | 2         | 3         | 1         | 1         | –           | 3         | 1         | –        |
| Lampung Timur                                 | 3         | 2         | 4         | 1         | 2           | –         | 4         | –        |
| Lampung Tengah                                | 3         | 4         | 7         | 1         | 1           | 1         | 6         | –        |
| Lampung Utara                                 | 1         | 2         | –         | 1         | 1           | –         | 1         | –        |
| Way Kanan                                     | –         | 3         | –         | 1         | 1           | –         | 3         | –        |
| Tulang Bawang                                 | –         | 5         | –         | 1         | –           | 2         | –         | –        |
| Pesawaran                                     | –         | –         | 1         | –         | –           | –         | 1         | –        |
| Pringsewu                                     | –         | 5         | –         | 1         | –           | 2         | –         | –        |
| Mesuji                                        | –         | –         | 1         | –         | –           | –         | –         | –        |
| Tulang Bawang Barat                           | –         | –         | –         | –         | 1           | 1         | –         | –        |
| Pesisir Barat                                 | –         | –         | –         | –         | –           | –         | –         | –        |
| Bandar Lampung                                | 13        | 4         | 2         | 1         | 2           | 1         | 1         | –        |
| Metro                                         | 2         | 3         | 1         | 1         | 1           | –         | –         | –        |
| <b>Lampung</b>                                | <b>24</b> | <b>33</b> | <b>17</b> | <b>10</b> | <b>11</b>   | <b>10</b> | <b>17</b> | <b>–</b> |

Sumber/*Source*: Otoritas Jasa Keuangan Provinsi Lampung/ *Lampung Province Financial Services Authority*

**Tabel**  
**Table** 10.11**Jumlah Koperasi, Karyawan dan Anggota Menurut Kabupaten/Kota di Provinsi Lampung, 2022**  
**Number of Cooperatives, Employee and members by Regency/Municipality in Lampung Province, 2022**

| <b>Kabupaten/Kota</b><br><b>Regency/Municipality</b> | <b>Koperasi</b><br><b>Cooperative</b> | <b>Karyawan</b><br><b>Employee</b> | <b>Anggota</b><br><b>Member</b> |
|------------------------------------------------------|---------------------------------------|------------------------------------|---------------------------------|
| (1)                                                  | (2)                                   | (3)                                | (4)                             |
| Lampung Barat                                        | 161                                   | 11                                 | 5 474                           |
| Tanggamus                                            | 361                                   | 62                                 | 11 528                          |
| Lampung Selatan                                      | 501                                   | 229                                | 10 369                          |
| Lampung Timur                                        | 556                                   | 243                                | 20 296                          |
| Lampung Tengah                                       | 688                                   | 311                                | 48 642                          |
| Lampung Utara                                        | 349                                   | 71                                 | 8 448                           |
| Way Kanan                                            | 769                                   | 163                                | 16 306                          |
| Tulang Bawang                                        | 204                                   | 83                                 | 27 162                          |
| Pesawaran                                            | 139                                   | 101                                | 7 115                           |
| Pringsewu                                            | 231                                   | 26                                 | 12 101                          |
| Mesuji                                               | 161                                   | 343                                | 7 819                           |
| Tulang Bawang Barat                                  | 208                                   | 79                                 | 8 809                           |
| Pesisir Barat                                        | 80                                    | 82                                 | 2 908                           |
| Bandar Lampung                                       | 772                                   | 102                                | 32 216                          |
| Metro                                                | 265                                   | 120                                | 6 287                           |
| Provinsi                                             | 404                                   | 1 000                              | 362 394                         |
| <b>Lampung</b>                                       | <b>5 849</b>                          | <b>3 026</b>                       | <b>587 874</b>                  |

Sumber/Source: Dinas Koperasi Dan Usaha Mikro, Kecil Dan Menengah Provinsi Lampung/ *Cooperatives Office and Micro-Business, Small, Medium of Lampung Province*

**Tabel**  
**Table 10.12****Jumlah Koperasi Primer dan Aktivitasnya menurut Kabupaten/Kota di Provinsi Lampung, 2022**  
**Number of Primary Cooperatives and Type of Activity by Regency/ Municipality in Lampung Province, 2022**

| <b>Jenis Masalah</b><br><i>Type of Issued</i>                                        | <b>Kab. Lampung Barat</b> | <b>Kab. Tanggamus</b> | <b>Kab. Lampung Selatan</b> | <b>Kab. Lampung Timur</b> |
|--------------------------------------------------------------------------------------|---------------------------|-----------------------|-----------------------------|---------------------------|
| (1)                                                                                  | (2)                       | (3)                   | (4)                         | (5)                       |
| Koperasi Primer ( Unit )<br><i>/ Primary Cooperatives</i>                            | 161                       | 361                   | 501                         | 556                       |
| Anggota ( Orang ) /<br><i>Members ( Persons )</i>                                    | 5 474                     | 11 528                | 10 369                      | 20 296                    |
| Modal Sendiri ( Juta<br>Rupiah )/ <i>Own Capital</i><br><i>( Million Rupiah )</i>    | 30 049                    | 31 967                | 81 739                      | 27 293                    |
| Hutang ( Juta Rupiah ) /<br><i>Credit ( Million Rupiah )</i>                         | 4 277                     | 32 543                | 55 603                      | 7 047                     |
| Volume Usaha ( Juta<br>Rupiah ) / <i>Business</i><br><i>Volume ( Million Rp. )</i>   | 5 588                     | 39 708                | 130 032                     | 46 930                    |
| Asset / <i>Asset (Juta</i><br><i>Rupiah/ Million Rupiah)</i>                         | 34 327                    | 64 413                | 142 658                     | 90 897                    |
| Sisa Hasil Usaha ( Juta<br>Rp. ) / <i>Total Surplus (</i><br><i>Million Rupiah )</i> | 2 651                     | 3 646                 | 9 960                       | 4 386                     |
| Karyawan ( Orang )/<br><i>Employees ( Persons )</i>                                  | 11                        | 62                    | 229                         | 434                       |



Lanjutan Tabel/*Continued Table* 10.12

| <b>Jenis Masalah</b><br><i>Type of Issued</i>                                        | <b>Kab. Lampung Tengah</b> | <b>Kab. Lampung Utara</b> | <b>Kab. Way Kanan</b> | <b>Kab. Tulang Bawang</b> |
|--------------------------------------------------------------------------------------|----------------------------|---------------------------|-----------------------|---------------------------|
| (1)                                                                                  | (6)                        | (7)                       | (8)                   | (9)                       |
| Koperasi Primer ( Unit )<br><i>/ Primary Cooperatives</i>                            | 688                        | 349                       | 769                   | 204                       |
| Anggota ( Orang ) /<br><i>Members ( Persons )</i>                                    | 48 642                     | 8 448                     | 16 306                | 27 162                    |
| Modal Sendiri ( Juta<br>Rupiah )/ <i>Own Capital</i><br><i>( Million Rupiah )</i>    | 118 015                    | 18 174                    | 29 146                | 71 450                    |
| Hutang ( Juta Rupiah ) /<br><i>Credit ( Million Rupiah )</i>                         | 107 522                    | 1 880                     | 54 545                | 210 432                   |
| Volume Usaha ( Juta<br>Rupiah ) / <i>Business</i><br><i>Volume ( Million Rp. )</i>   | 324 832                    | 39 349                    | 51 565                | 199 423                   |
| Asset / <i>Asset ( Juta</i><br><i>Rupiah/ Million Rupiah )</i>                       | 34 326                     | 53 273                    | 108 863               | 283 219                   |
| Sisa Hasil Usaha ( Juta<br>Rp. ) / <i>Total Surplus (</i><br><i>Million Rupiah )</i> | 23 904                     | 3 100                     | 4 793                 | 12 278                    |
| Karyawan ( Orang )/<br><i>Employees ( Persons )</i>                                  | 311                        | 71                        | 163                   | 83                        |

Lanjutan Tabel/*Continued Table* 10.12

| <b>Jenis Masalah</b><br><i>Type of Issued</i>                                | <b>Kab. Pesawaran</b> | <b>Kab. Pringsewu</b> | <b>Kab. Mesuji</b> | <b>Kab. Tulang<br/>Bawang Barat</b> |
|------------------------------------------------------------------------------|-----------------------|-----------------------|--------------------|-------------------------------------|
| (1)                                                                          | (10)                  | (11)                  | (12)               | (13)                                |
| Koperasi Primer ( Unit )<br>/ <i>Primary Cooperatives</i>                    | 231                   | 208                   | 161                | 139                                 |
| Anggota ( Orang ) /<br><i>Members ( Persons )</i>                            | 12 101                | 8 809                 | 7 819              | 7 155                               |
| Modal Sendiri ( Juta<br>Rupiah )/ <i>Own Capital<br/>( Million Rupiah )</i>  | 25 900                | 19 858                | 6 289              | 9 127                               |
| Hutang ( Juta Rupiah ) /<br><i>Credit ( Million Rupiah )</i>                 | 9 052                 | 17 993                | 90 594             | 2 464                               |
| Volume Usaha ( Juta<br>Rupiah ) / <i>Business<br/>Volume ( Million Rp. )</i> | 33 671                | 26 089                | 176 796            | 19 407                              |
| Asset / <i>Asset (Juta<br/>Rupiah/Million Rupiah)</i>                        | 33 958                | 38 132                | 97 122             | 22 558                              |
| Sisa Hasil Usaha ( Juta<br>Rp. ) / <i>Total Surplus ( Million Rupiah )</i>   | 3 441                 | 2 150                 | 1 252              | 1 902                               |
| Karyawan ( Orang )/<br><i>Employees ( Persons )</i>                          | 26                    | 79                    | 343                | 101                                 |

Lanjutan Tabel/Continued Table 10.12

| <b>Jenis Masalah<br/>Type of Issued</b>                             | <b>Kab. Pesisir Barat</b> | <b>Kota Bandar<br/>Lampung</b> | <b>Kota Metro</b> | <b>Provinsi Lampung</b> |
|---------------------------------------------------------------------|---------------------------|--------------------------------|-------------------|-------------------------|
| (1)                                                                 | (14)                      | (15)                           | (16)              | (17)                    |
| Koperasi Primer ( Unit )<br>/ Primary Cooperatives                  | 80                        | 772                            | 265               | 404                     |
| Anggota ( Orang ) /<br>Members ( Persons )                          | 2 908                     | 32 216                         | 6 287             | 362 394                 |
| Modal Sendiri ( Juta<br>Rupiah )/ Own Capital<br>( Million Rupiah ) | 1 363 332                 | 216 675                        | 23 750            | 1 066 057               |
| Hutang ( Juta Rupiah ) /<br>Credit ( Million Rupiah )               | 202 750                   | 189 712                        | 9 514             | 537 460                 |
| Volume Usaha ( Juta<br>Rupiah ) / Business<br>Volume ( Million Rp.) | 1 230                     | 343 614                        | 30 612            | 871 721                 |
| Asset / Asset (Juta<br>Rupiah/Million Rupiah)                       | 3 040                     | 406 387                        | 39 143            | 1 736 481               |
| Sisa Hasil Usaha ( Juta<br>Rp. ) / Total Surplus ( Million Rupiah ) | 147 624                   | 16 524                         | 2 888             | 70 462                  |
| Karyawan ( Orang )/<br>Employees ( Persons )                        | 82                        | 102                            | 120               | 1000                    |

Sumber/Source: Dinas Koperasi Dan Usaha Mikro, Kecil Dan Menengah Provinsi Lampung/ Cooperatives Office and Micro-Business, Small, Medium of Lampung Province

**Tabel**  
**Table 10.13**

**Jumlah Usaha Mikro Kecil dan Menengah (UMKM)  
menurut Kabupaten/Kota di Provinsi Lampung, 2020 dan  
2021**  
*Number of Micro Small and Medium Enterprises by regency  
Municipality in Lampung Province, 2020 and 2021*

| Kabupaten/Kota<br><i>Regency/Municipality</i> | Usaha Mikro<br><i>Micro Business</i> |                | Usaha Kecil<br><i>Small Business</i> |              |
|-----------------------------------------------|--------------------------------------|----------------|--------------------------------------|--------------|
|                                               | 2020                                 | 2021           | 2020                                 | 2021         |
| (1)                                           | (2)                                  | (3)            | (4)                                  | (5)          |
| Lampung Barat                                 | 245                                  | 1 638          | 105                                  | 105          |
| Tanggamus                                     | 186                                  | 186            | –                                    | –            |
| Lampung Selatan                               | 701                                  | 701            | –                                    | –            |
| Lampung Timur                                 | 389                                  | 425            | 122                                  | 122          |
| Lampung Tengah                                | 795                                  | 795            | 1                                    | 1            |
| Lampung Utara                                 | 330                                  | 423            | 30                                   | 30           |
| Way Kanan                                     | 599                                  | 725            | 229                                  | 103          |
| Tulang Bawang                                 | 23                                   | 23             | –                                    | –            |
| Pesawaran                                     | 422                                  | 460            | 58                                   | 20           |
| Pringsewu                                     | 331                                  | 1 891          | 40                                   | 40           |
| Mesuji                                        | 350                                  | 250            | 41                                   | 41           |
| Tulang Bawang Barat                           | 179                                  | 179            | –                                    | –            |
| Pesisir Barat                                 | 68                                   | 429            | –                                    | –            |
| Bandar Lampung                                | 116 590                              | 116 615        | 1 900                                | 1 875        |
| Metro                                         | 22 840                               | 23 186         | 926                                  | 580          |
| <b>Lampung</b>                                | <b>143 948</b>                       | <b>147 926</b> | <b>3 452</b>                         | <b>2 917</b> |


Lanjutan Tabel/*Continued Table* 10.13

| Kabupaten/Kota<br><i>Regency/Municipality</i> | Usaha Menengah<br><i>Medium Business</i> |            | Jumlah Usaha<br><i>Total Business</i> |                |
|-----------------------------------------------|------------------------------------------|------------|---------------------------------------|----------------|
|                                               | 2020                                     | 2021       | 2020                                  | 2021           |
| (1)                                           | (6)                                      | (7)        | (8)                                   | (9)            |
| Lampung Barat                                 | 4                                        | 4          | 354                                   | 1 747          |
| Tanggamus                                     | –                                        | –          | 186                                   | 186            |
| Lampung Selatan                               | –                                        | –          | 701                                   | 701            |
| Lampung Timur                                 | –                                        | –          | 511                                   | 547            |
| Lampung Tengah                                | –                                        | –          | 796                                   | 796            |
| Lampung Utara                                 | 4                                        | 4          | 364                                   | 457            |
| Way Kanan                                     | 12                                       | 12         | 840                                   | 840            |
| Tulang Bawang                                 | –                                        | –          | 23                                    | 23             |
| Pesawaran                                     | 2                                        | 2          | 482                                   | 482            |
| Pringsewu                                     | 2                                        | 2          | 373                                   | 1 933          |
| Mesuji                                        | 1                                        | 1          | 292                                   | 292            |
| Tulang Bawang Barat                           | –                                        | –          | 179                                   | 179            |
| Pesisir Barat                                 | –                                        | –          | 68                                    | 429            |
| Bandar Lampung                                | 43                                       | 43         | 118 533                               | 118 533        |
| Metro                                         | 88                                       | 88         | 23 854                                | 23 854         |
| <b>Lampung</b>                                | <b>156</b>                               | <b>156</b> | <b>147 556</b>                        | <b>150 999</b> |

Sumber/*Source*: Dinas Koperasi Dan Usaha Mikro, Kecil Dan Menengah Provinsi Lampung/ *Cooperatives Office and Micro-Business, Small, Medium of Lampung Province*

# PENGELUARAN PENDUDUK

## POPULATION EXPENDITURE



# BAB 11

Chapter 11

Tahun 2022

**Rata-rata pengeluaran  
per kapita sebulan  
di Provinsi Lampung**

**Rp1.074.987**

*Lampung Province's Monthly Average Expenditure per Capita is Rp 1,074,987*



# Pengeluaran Per Kapita Provinsi Lampung 2022

*Average Expenditure per Capita  
of Lampung Province 2022*



**Rata-rata Pengeluaran per  
Kapita Sebulan Menurut  
Kelompok Komoditas, 2022**

*General Monthly Average Expenditure  
per Capita by Commodity Group 2022*

**Rp1.074.987,00**



**Makanan**

*Food*

**Rp575.673**

**Bukan Makanan**

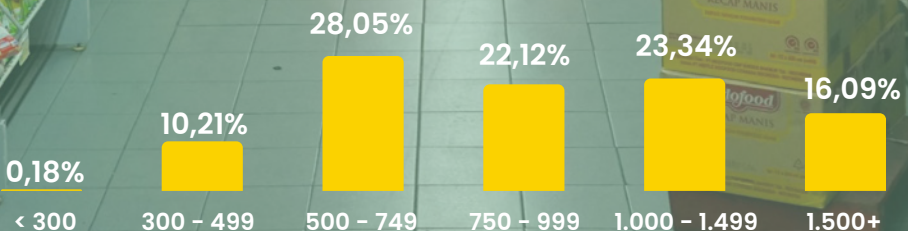
*Non Food*

**Rp499.315**



## Persentase Penduduk Menurut Golongan Pengeluaran Per Kapita Sebulan di Provinsi Lampung, 2022

*Percentage of Population by Per Capita Spending  
Group a Month in Lampung Province, 2022*



(Ribu Rupiah)  
(Thousand Rupiah)

**PENJELASAN TEKNIS**

1. Pengeluaran rata-rata per kapita adalah biaya yang dikeluarkan untuk konsumsi semua anggota rumah tangga selama sebulan baik yang berasal dari pembelian, pemberian maupun produksi sendiri dibagi dengan banyaknya anggota rumah tangga dalam rumah tangga tersebut.
2. Konsumsi rumah tangga dibedakan atas konsumsi makanan dan bukan makanan tanpa memperhatikan asal barang dan terbatas pada pengeluaran untuk kebutuhan rumah tangga saja, tidak termasuk konsumsi/pengeluaran untuk keperluan usaha atau yang diberikan kepada pihak lain.
3. Pengeluaran untuk konsumsi makanan dihitung selama seminggu terakhir, sedangkan konsumsi bukan makanan dihitung sebulan dan setahun terakhir. Baik konsumsi makanan maupun bukan makanan selanjutnya dikonversikan ke dalam pengeluaran rata-rata sebulan. Angka-angka konsumsi/pengeluaran rata-rata per kapita yang disajikan ini diperoleh dari hasil bagi jumlah konsumsi seluruh rumah tangga (baik mengkonsumsi makanan maupun tidak) terhadap jumlah penduduk.

**TECHNICAL NOTES**

1. *Per capita Average Expenditure is the cost spent for all household members consumption during the month, whether from purchasing, giving or own production, divided by the number of household members in the household.*
2. *Household consumption is distinguished on the consumption of food and non food regardless of the origin of goods and limited to expenditures for household needs alone, excluding the consumption/expenditure for business purposes or given to other parties.*
3. *Spending on food consumption is calculated over the past week, while the non-food consumption is calculated month and last year. Neither the consumption of food and non-food subsequently converted into the average monthly expenditure. Figures consumption/average spending per capita is presented is obtained from the quotient of the sum of consumption across households (both consume food or not) of the total population.*



**ULASAN**

Besarnya pendapatan yang diterima rumah tangga dapat menggambarkan kesejahteraan suatu masyarakat. Namun data pendapatan yang akurat sulit diperoleh, sehingga dalam kegiatan Susenas, data didekati dengan data pengeluaran rumah tangga yang dikumpulkan.

Berdasarkan hasil Survei Sosial Ekonomi Nasional (Susenas) Maret 2022, rata-rata pengeluaran penduduk Lampung sebesar Rp 1.074.987 per kapita perbulan. Pengeluaran ini naik sebesar 4,31% dari tahun sebelumnya.

Pengeluaran ini dibagi menjadi komoditas makanan dan komoditas bukan makanan. Di tahun 2022, persentase pengeluaran untuk komoditas makanan adalah sebesar 53,55% (Rp575.673), sedangkan 46,45% (Rp499.315) sisanya adalah komoditas bukan makanan.

Jika dilihat sebaran pengeluaran menurut daerah tempat tinggal (kota dan desa) di Provinsi Lampung, pengeluaran untuk komoditas bukan makanan lebih dari komoditas makanan untuk di wilayah kota. Sebaliknya, untuk wilayah desa, pengeluaran untuk komoditas makanan lebih dari komoditas bukan makanan.

**DESCRIPTION**

*The amount of income received by households can describe the welfare of a society. However, accurate income data is difficult to obtain, so in Susenas, the data is approached with the collected household expenditure data.*

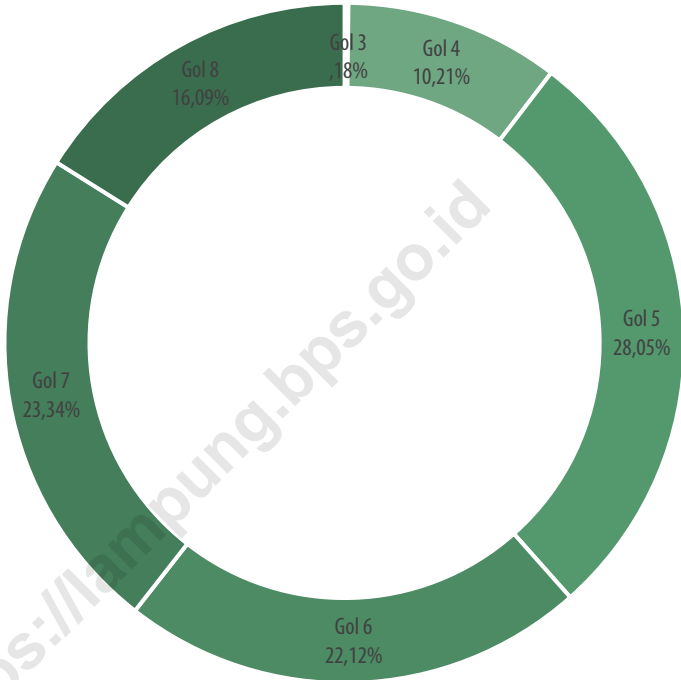
*Based on the results of the March 2022 National Socio-Economic Survey (Susenas), the average expenditure of the Lampung population is IDR 1,074,987 per capita per month. This expenditure increased by 4.31% from the previous year.*

*This expenditure is divided into food commodities and non-food commodities. In 2022, the percentage of expenditure on food commodities will be 53.55% (Rp575,673), while the remaining 46.45% (Rp499,315) are non-food commodities.*

*If we look at the distribution of expenditure by area of residence (urban and rural) in Lampung Province, expenditure on non-food commodities is more than food commodities for urban areas. On the other hand, for rural areas, expenditure on food commodities is more than for non-food commodities.*

**Gambar** 11.1  
**Figures**

**Persentase Penduduk Menurut Golongan Pengeluaran Per Kapita Sebulan di Provinsi Lampung, 2022**  
**Percentage of Population by Class of Monthly Expenditure per Capita in Lampung Province, 2022**



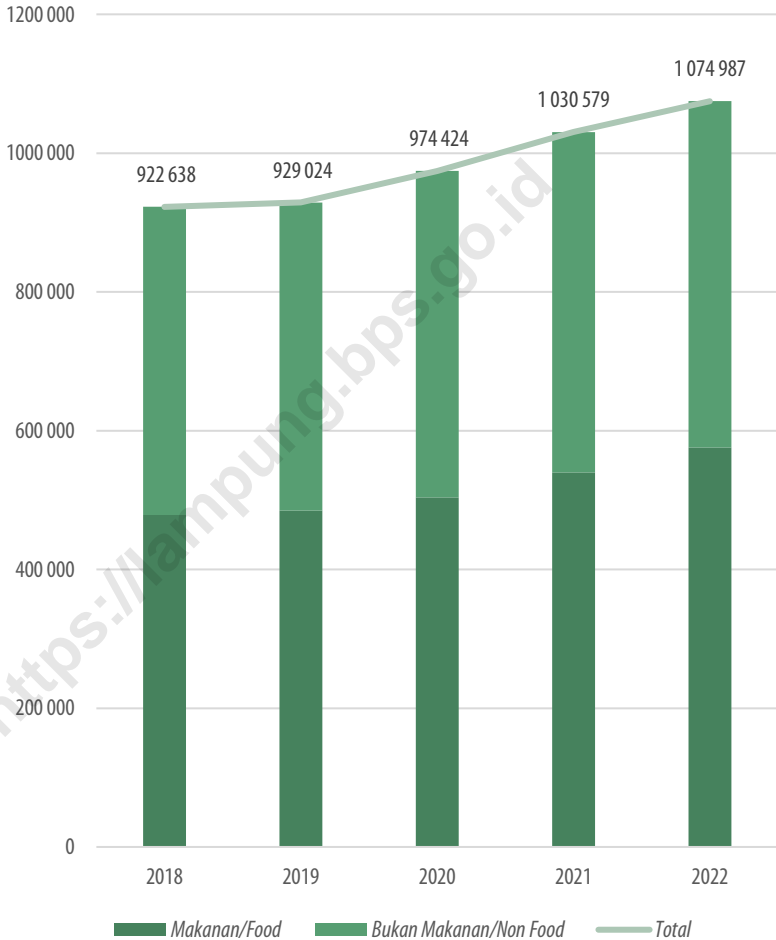
■ Gol 1 ■ Gol 2 ■ Gol 3 ■ Gol 4 ■ Gol 5 ■ Gol 6 ■ Gol 7 ■ Gol 8

Catatan/Note: Gol 1 = <Rp150 000  
 Gol 2 = Rp150 000 - Rp199 999  
 Gol 3 = Rp200 000 - Rp299 999  
 Gol 4 = Rp300 000 - Rp499 999  
 Gol 5 = Rp500 000 - Rp749 999  
 Gol 6 = Rp750 000 - Rp999 999  
 Gol 7 = Rp1 000 000 - Rp 1 499 999  
 Gol 8 = 1 500 000 +

Sumber/Source: BPS, Survei Sosial Ekonomi Nasional (Susenas) Maret 2022/BPS-Statistics Indonesia, National Socioeconomic Survey March 2022

**Gambar** 11.2  
**Figures**

**Rata-rata Pengeluaran per Kapita Sebulan (Rupiah) Makanan dan Bukan Makanan di Provinsi Lampung, 2018–2022**  
**Monthly Average Expenditure per Capita of Food and Non-Food per Capita (Rupiahs) in Lampung Province, 2018-2022**



Sumber/Source: BPS, Survei Sosial Ekonomi Nasional (Susenas) Maret 2018–2022/BPS-Statistics Indonesia, National Socioeconomic Survey March 2018–2022

**Tabel**  
**Table** 11.1

**Rata-rata Pengeluaran per Kapita Sebulan Menurut Kelompok Komoditas dan Daerah Tempat Tinggal (rupiah), 2021 dan 2022**  
**Monthly Average Expenditure per Capita by Commodity Group and Urban Rural Classification (rupiahs), 2021 and 2022**

| Kelompok Komoditas/ <i>Commodity Group</i>                                    | 2021               |                    |                                 |
|-------------------------------------------------------------------------------|--------------------|--------------------|---------------------------------|
|                                                                               | Kota/ <i>Urban</i> | Desa/ <i>Rural</i> | Kota+Desa<br><i>Urban+Rural</i> |
| (1)                                                                           | (2)                | (3)                | (4)                             |
| <b>Makanan/<i>Food</i></b>                                                    |                    |                    |                                 |
| Padi-padian/ <i>Cereals</i>                                                   | 63 099             | 68 935             | 67 072                          |
| Umbi-umbian/ <i>Tubers</i>                                                    | 5 620              | 5 143              | 5 295                           |
| Ikan/udang/cumi/kerang/ <i>Fish/shrimp/common squid/shells</i>                | 50 889             | 37 448             | 41 737                          |
| Daging/ <i>Meat</i>                                                           | 28 027             | 17 243             | 20 684                          |
| Telur dan susu/ <i>Eggs and milk</i>                                          | 38 754             | 27 291             | 30 949                          |
| Sayur-sayuran/ <i>Vegetables</i>                                              | 61 366             | 60 126             | 60 522                          |
| Kacang-kacangan/ <i>Legumes</i>                                               | 16 156             | 13 379             | 14 265                          |
| Buah-buahan/ <i>Fruits</i>                                                    | 26 142             | 17 423             | 20 205                          |
| Minyak dan kelapa/ <i>Oil and coconut</i>                                     | 16 746             | 17 767             | 17 441                          |
| Bahan minuman/ <i>Beverage stuffs</i>                                         | 18 073             | 18 947             | 18 668                          |
| Bumbu-bumbuan/ <i>Spices</i>                                                  | 13 364             | 12 681             | 12 899                          |
| Konsumsi lainnya/ <i>Miscellaneous food items</i>                             | 12 435             | 9 882              | 10 697                          |
| Makanan dan minuman jadi/ <i>Prepared food and beverages</i>                  | 185 539            | 113 870            | 136 739                         |
| Rokok/ <i>Cigarettes</i>                                                      | 86 717             | 80 948             | 82 789                          |
| <b>Jumlah makanan/<i>Total food</i></b>                                       | <b>622 926</b>     | <b>501 085</b>     | <b>539 964</b>                  |
| <b>Bukan makanan/<i>Non-food</i></b>                                          |                    |                    |                                 |
| Perumahan dan fasilitas rumah tangga/ <i>Housing and household facilities</i> | 345 807            | 201 085            | 247 265                         |
| Aneka barang dan jasa/ <i>Goods and services</i>                              | 178 770            | 86 288             | 115 799                         |
| Pakaian, alas kaki, dan tutup kepala/ <i>Clothing, footwear, and headgear</i> | 32 450             | 27 366             | 28 988                          |
| Barang tahan lama/ <i>Durable goods</i>                                       | 64 238             | 41 254             | 48 588                          |
| Pajak, pungutan, dan asuransi/ <i>Taxes and insurance</i>                     | 60 833             | 30 019             | 39 851                          |
| Keperluan pesta dan upacara/kenduri/ <i>Parties and ceremonies</i>            | 11 573             | 9 446              | 10 124                          |
| <b>Jumlah bukan makanan/<i>Total non-food</i></b>                             | <b>693 671</b>     | <b>395 457</b>     | <b>490 615</b>                  |
| <b>Jumlah/<i>Total</i></b>                                                    | <b>1 316 597</b>   | <b>896 542</b>     | <b>1 030 579</b>                |

Lanjutan Tabel/*Continued Table* 11.1

| Kelompok Komoditas/ <i>Commodity Group</i>                                    | 2022               |                    |                                 |
|-------------------------------------------------------------------------------|--------------------|--------------------|---------------------------------|
|                                                                               | Kota/ <i>Urban</i> | Desa/ <i>Rural</i> | Kota+Desa<br><i>Urban+Rural</i> |
| (1)                                                                           | (5)                | (6)                | (7)                             |
| <b>Makanan/<i>Food</i></b>                                                    |                    |                    |                                 |
| Padi-padian/ <i>Cereals</i>                                                   | 64 508             | 70 870             | 68 796                          |
| Umbi-umbian/ <i>Tubers</i>                                                    | 5 458              | 5 069              | 5 196                           |
| Ikan/udang/cumi/kerang/ <i>Fish/shrimp/common squid/shells</i>                | 56 717             | 42 062             | 46 838                          |
| Daging/ <i>Meat</i>                                                           | 30 691             | 21 563             | 24 538                          |
| Telur dan susu/ <i>Eggs and milk</i>                                          | 39 679             | 28 174             | 31 924                          |
| Sayur-sayuran/ <i>Vegetables</i>                                              | 60 068             | 56 767             | 57 843                          |
| Kacang-kacangan/ <i>Legumes</i>                                               | 16 486             | 14 014             | 14 820                          |
| Buah-buahan/ <i>Fruits</i>                                                    | 28 571             | 20 721             | 23 280                          |
| Minyak dan kelapa/ <i>Oil and coconut</i>                                     | 22 578             | 24 204             | 23 674                          |
| Bahan minuman/ <i>Beverage stuffs</i>                                         | 18 670             | 19 578             | 19 282                          |
| Bumbu-bumbuan/ <i>Spices</i>                                                  | 15 040             | 14 215             | 14 484                          |
| Konsumsi lainnya/ <i>Miscellaneous food items</i>                             | 12 894             | 10 590             | 11 341                          |
| Makanan dan minuman jadi/ <i>Prepared food and beverages</i>                  | 177 329            | 125 449            | 142 358                         |
| Rokok/ <i>Cigarettes</i>                                                      | 95 690             | 89 175             | 91 298                          |
| <b>Jumlah makanan/<i>Total food</i></b>                                       | <b>644 379</b>     | <b>542 453</b>     | <b>575 673</b>                  |
| <b>Bukan makanan/<i>Non-food</i></b>                                          |                    |                    |                                 |
| Perumahan dan fasilitas rumah tangga/ <i>Housing and household facilities</i> | 355 809            | 210 459            | 257 832                         |
| Aneka barang dan jasa/ <i>Goods and services</i>                              | 157 954            | 95 672             | 115 971                         |
| Pakaian, alas kaki, dan tutup kepala/ <i>Clothing, footwear, and headgear</i> | 33 629             | 27 844             | 29 729                          |
| Barang tahan lama/ <i>Durable goods</i>                                       | 48 358             | 35 691             | 39 820                          |
| Pajak, pungutan, dan asuransi/ <i>Taxes and insurance</i>                     | 58 424             | 32 744             | 41 113                          |
| Keperluan pesta dan upacara/kenduri/ <i>Parties and ceremonies</i>            | 20 730             | 12 007             | 14 850                          |
| <b>Jumlah bukan makanan/<i>Total non-food</i></b>                             | <b>674 904</b>     | <b>414 416</b>     | <b>499 315</b>                  |
| <b>Jumlah/<i>Total</i></b>                                                    | <b>1 319 283</b>   | <b>956 869</b>     | <b>1 074 987</b>                |

Sumber/*Source*: BPS, Survei Sosial Ekonomi Nasional (Susenas) Maret 2020 dan Maret 2021/*BPS-Statistics Indonesia, National Socioeconomic Survey March 2020 and March 2021*

**Tabel**  
**Table** 11.2

**Persentase Pengeluaran per Kapita Sebulan Menurut Kelompok Komoditas dan Daerah Tempat Tinggal, 2021 dan 2022**  
**Percentage of Monthly Expenditure per Capita by Commodity Group and Urban Rural Classification, 2021 and 2022**

| Kelompok Komoditas/ <i>Commodity Group</i>                                    | 2021               |                    |                                 |
|-------------------------------------------------------------------------------|--------------------|--------------------|---------------------------------|
|                                                                               | Kota/ <i>Urban</i> | Desa/ <i>Rural</i> | Kota+Desa<br><i>Urban+Rural</i> |
| (1)                                                                           | (2)                | (3)                | (4)                             |
| <b>Makanan/<i>Food</i></b>                                                    |                    |                    |                                 |
| Padi-padian/ <i>Cereals</i>                                                   | 4,79               | 7,69               | 6,51                            |
| Umbi-umbian/ <i>Tubers</i>                                                    | 0,43               | 0,57               | 0,51                            |
| Ikan/udang/cumi/kerang/ <i>Fish/shrimp/common squid/shells</i>                | 3,87               | 4,18               | 4,05                            |
| Daging/ <i>Meat</i>                                                           | 2,13               | 1,92               | 2,01                            |
| Telur dan susu/ <i>Eggs and milk</i>                                          | 2,94               | 3,04               | 3,00                            |
| Sayur-sayuran/ <i>Vegetables</i>                                              | 4,66               | 6,71               | 5,87                            |
| Kacang-kacangan/ <i>Legumes</i>                                               | 1,23               | 1,49               | 1,38                            |
| Buah-buahan/ <i>Fruits</i>                                                    | 1,99               | 1,94               | 1,96                            |
| Minyak dan kelapa/ <i>Oil and coconut</i>                                     | 1,27               | 1,98               | 1,69                            |
| Bahan minuman/ <i>Beverage stuffs</i>                                         | 1,37               | 2,11               | 1,81                            |
| Bumbu-bumbuan/ <i>Spices</i>                                                  | 1,02               | 1,41               | 1,25                            |
| Konsumsi lainnya/ <i>Miscellaneous food items</i>                             | 0,94               | 1,10               | 1,04                            |
| Makanan dan minuman jadi/ <i>Prepared food and beverages</i>                  | 14,09              | 12,70              | 13,27                           |
| Rokok/ <i>Cigarettes</i>                                                      | 6,59               | 9,03               | 8,03                            |
| <b>Jumlah makanan/<i>Total food</i></b>                                       | <b>47,31</b>       | <b>55,89</b>       | <b>52,39</b>                    |
| <b>Bukan makanan/<i>Non-food</i></b>                                          |                    |                    |                                 |
| Perumahan dan fasilitas rumah tangga/ <i>Housing and household facilities</i> | 26,27              | 22,43              | 23,99                           |
| Aneka barang dan jasa/ <i>Goods and services</i>                              | 13,58              | 9,62               | 11,24                           |
| Pakaian, alas kaki, dan tutup kepala/ <i>Clothing, footwear, and headgear</i> | 2,46               | 3,05               | 2,81                            |
| Barang tahan lama/ <i>Durable goods</i>                                       | 4,88               | 4,60               | 4,71                            |
| Pajak, pungutan, dan asuransi/ <i>Taxes and insurance</i>                     | 4,62               | 3,35               | 3,87                            |
| Keperluan pesta dan upacara/kenduri/ <i>Parties and ceremonies</i>            | 0,88               | 1,05               | 0,98                            |
| <b>Jumlah bukan makanan/<i>Total non-food</i></b>                             | <b>52,69</b>       | <b>44,11</b>       | <b>47,61</b>                    |
| <b>Jumlah/<i>Total</i></b>                                                    | <b>100,00</b>      | <b>100,00</b>      | <b>100,00</b>                   |

Lanjutan Tabel/*Continued Table* 11.2

| Kelompok Komoditas/ <i>Commodity Group</i>                                    | 2022               |                    |                                 |
|-------------------------------------------------------------------------------|--------------------|--------------------|---------------------------------|
|                                                                               | Kota/ <i>Urban</i> | Desa/ <i>Rural</i> | Kota+Desa<br><i>Urban+Rural</i> |
| (1)                                                                           | (5)                | (6)                | (7)                             |
| <b>Makanan/<i>Food</i></b>                                                    |                    |                    |                                 |
| Padi-padian/ <i>Cereals</i>                                                   | 4,89               | 7,41               | 6,40                            |
| Umbi-umbian/ <i>Tubers</i>                                                    | 0,41               | 0,53               | 0,48                            |
| Ikan/udang/cumi/kerang/ <i>Fish/shrimp/common squid/shells</i>                | 4,30               | 4,40               | 4,36                            |
| Daging/ <i>Meat</i>                                                           | 2,33               | 2,25               | 2,28                            |
| Telur dan susu/ <i>Eggs and milk</i>                                          | 3,01               | 2,94               | 2,97                            |
| Sayur-sayuran/ <i>Vegetables</i>                                              | 4,55               | 5,93               | 5,38                            |
| Kacang-kacangan/ <i>Legumes</i>                                               | 1,25               | 1,46               | 1,38                            |
| Buah-buahan/ <i>Fruits</i>                                                    | 2,17               | 2,17               | 2,17                            |
| Minyak dan kelapa/ <i>Oil and coconut</i>                                     | 1,71               | 2,53               | 2,20                            |
| Bahan minuman/ <i>Beverage stuffs</i>                                         | 1,42               | 2,05               | 1,79                            |
| Bumbu-bumbuan/ <i>Spices</i>                                                  | 1,14               | 1,49               | 1,35                            |
| Konsumsi lainnya/ <i>Miscellaneous food items</i>                             | 0,98               | 1,11               | 1,05                            |
| Makanan dan minuman jadi/ <i>Prepared food and beverages</i>                  | 13,44              | 13,11              | 13,24                           |
| Rokok/ <i>Cigarettes</i>                                                      | 7,25               | 9,32               | 8,49                            |
| <b>Jumlah makanan/<i>Total food</i></b>                                       | <b>48,84</b>       | <b>56,69</b>       | <b>53,55</b>                    |
| <b>Bukan makanan/<i>Non-food</i></b>                                          |                    |                    |                                 |
| Perumahan dan fasilitas rumah tangga/ <i>Housing and household facilities</i> | 26,97              | 21,99              | 23,98                           |
| Aneka barang dan jasa/ <i>Goods and services</i>                              | 11,97              | 10,00              | 10,79                           |
| Pakaian, alas kaki, dan tutup kepala/ <i>Clothing, footwear, and headgear</i> | 2,55               | 2,91               | 2,77                            |
| Barang tahan lama/ <i>Durable goods</i>                                       | 3,67               | 3,73               | 3,70                            |
| Pajak, pungutan, dan asuransi/ <i>Taxes and insurance</i>                     | 4,43               | 3,42               | 3,82                            |
| Keperluan pesta dan upacara/kenduri/ <i>Parties and ceremonies</i>            | 1,57               | 1,25               | 1,38                            |
| <b>Jumlah bukan makanan/<i>Total non-food</i></b>                             | <b>51,16</b>       | <b>43,31</b>       | <b>46,45</b>                    |
| <b>Jumlah/<i>Total</i></b>                                                    | <b>100,00</b>      | <b>100,00</b>      | <b>100,00</b>                   |

Sumber/*Source*: BPS, Survei Sosial Ekonomi Nasional (Susenas) Maret 2020 dan Maret 2021/*BPS-Statistics Indonesia, National Socioeconomic Survey March 2020 and March 2021*

**Tabel**  
**Table** 11.3

**Rata-rata Pengeluaran per Kapita Sebulan Makanan dan Bukan Makanan Menurut Kabupaten/Kota (rupiah) di Provinsi Lampung, 2021 dan 2022**  
**Monthly Average of Food and Non-Food Expenditure per Capita by Regency/Municipality (rupiahs) in Lampung Province, 2021 and 2022**

| Kabupaten/Kota<br>Regency/Municipality | Makanan/Food      |                   | Bukan Makanan/Non-Food |                   | Jumlah/Total        |                     |
|----------------------------------------|-------------------|-------------------|------------------------|-------------------|---------------------|---------------------|
|                                        | 2021              | 2022              | 2021                   | 2022              | 2021                | 2022                |
| (1)                                    | (2)               | (3)               | (4)                    | (5)               | (6)                 | (7)                 |
| Lampung Barat                          | 547 728,07        | 561 446,57        | 450 161,67             | 432 966,04        | 997 889,74          | 994 412,61          |
| Tanggamus                              | 458 446,06        | 507 750,60        | 350 398,20             | 341 421,98        | 808 844,25          | 849 172,58          |
| Lampung Selatan                        | 583 427,29        | 597 882,85        | 475 009,71             | 481 566,78        | 1 058 437,00        | 1 079 449,63        |
| Lampung Timur                          | 478 470,62        | 552 205,77        | 394 709,52             | 445 291,19        | 873 180,14          | 997 496,96          |
| Lampung Tengah                         | 497 047,90        | 530 691,01        | 404 651,94             | 440 683,43        | 901 699,84          | 971 374,43          |
| Lampung Utara                          | 470 410,73        | 498 088,45        | 357 088,38             | 360 455,31        | 827 499,11          | 858 543,76          |
| Way Kanan                              | 547 479,52        | 590 542,50        | 412 098,21             | 424 965,95        | 959 577,73          | 1 015 508,45        |
| Tulangbawang                           | 464 238,12        | 548 783,35        | 391 113,97             | 469 578,25        | 855 352,09          | 1 018 361,60        |
| Pesawaran                              | 473 809,50        | 510 396,19        | 357 319,57             | 343 880,70        | 831 129,08          | 854 276,89          |
| Pringsewu                              | 513 611,03        | 530 498,87        | 447 974,74             | 436 932,17        | 961 585,76          | 967 431,04          |
| Mesuji                                 | 485 097,59        | 569 884,27        | 472 167,92             | 517 987,40        | 957 265,50          | 1 087 871,67        |
| Tulang Bawang Barat                    | 447 793,18        | 500 063,55        | 402 712,87             | 457 858,27        | 850 506,05          | 957 921,82          |
| Pesisir Barat                          | 568 870,27        | 544 039,88        | 471 418,02             | 420 673,66        | 1 040 288,28        | 964 713,55          |
| Bandar Lampung                         | 766 160,71        | 773 484,85        | 990 283,94             | 917 749,53        | 1 756 444,65        | 1 691 234,38        |
| Metro                                  | 688 263,32        | 681 369,52        | 831 869,79             | 845 757,54        | 1 520 133,11        | 1 527 127,06        |
| <b>Lampung</b>                         | <b>539 963,55</b> | <b>575 672,68</b> | <b>490 615,03</b>      | <b>499 314,76</b> | <b>1 030 578,58</b> | <b>1 074 987,43</b> |

Sumber/Source: BBPS, Survei Sosial Ekonomi Nasional (Susenas) Maret 2020 dan Maret 2021/ BPS-Statistics Indonesia, National Socioeconomic Survey March 2020 and March 2021



**Tabel**  
**Table** 11.4**Persentase Pengeluaran per Kapita Sebulan Makanan dan Bukan Makanan di Daerah Perkotaan dan Perdesaan Menurut Kabupaten/Kota di Provinsi Lampung, 2021 dan 2022****Percentage of Monthly Food and Non-Food Expenditure per Capita in Urban and Rural Areas by Regency/Municipality in Lampung Province, 2021 and 2022**

| Kabupaten/Kota<br>Regency/Municipality | Makanan/Food |              | Bukan Makanan/Non-Food |              |
|----------------------------------------|--------------|--------------|------------------------|--------------|
|                                        | 2021         | 2022         | 2021                   | 2022         |
| (1)                                    | (2)          | (3)          | (4)                    | (5)          |
| Lampung Barat                          | 54,89        | 56,46        | 45,11                  | 43,54        |
| Tanggamus                              | 56,68        | 59,79        | 43,32                  | 40,21        |
| Lampung Selatan                        | 55,12        | 55,39        | 44,88                  | 44,61        |
| Lampung Timur                          | 54,80        | 55,36        | 45,20                  | 44,64        |
| Lampung Tengah                         | 55,12        | 54,63        | 44,88                  | 45,37        |
| Lampung Utara                          | 56,85        | 58,02        | 43,15                  | 41,98        |
| Way Kanan                              | 57,05        | 58,15        | 42,95                  | 41,85        |
| Tulangbawang                           | 54,27        | 53,89        | 45,73                  | 46,11        |
| Pesawaran                              | 57,01        | 59,75        | 42,99                  | 40,25        |
| Pringsewu                              | 53,41        | 54,84        | 46,59                  | 45,16        |
| Mesuji                                 | 50,68        | 52,39        | 49,32                  | 47,61        |
| Tulang Bawang Barat                    | 52,65        | 52,20        | 47,35                  | 47,80        |
| Pesisir Barat                          | 54,68        | 56,39        | 45,32                  | 43,61        |
| Bandar Lampung                         | 43,62        | 45,73        | 56,38                  | 54,27        |
| Metro                                  | 45,28        | 44,62        | 54,72                  | 55,38        |
| <b>Lampung</b>                         | <b>52,39</b> | <b>53,55</b> | <b>47,61</b>           | <b>46,45</b> |

Sumber/Source: BPS, Survei Sosial Ekonomi Nasional (Susenas) Maret 2020 dan Maret 2021/ BPS-Statistics Indonesia, National Socioeconomic Survey March 2020 and March 2021

**Tabel**  
**Table** 11.5

**Persentase Penduduk Menurut Golongan Pengeluaran Per Kapita Sebulan, 2021 dan 2022**  
**Percentage of Population by Class of Monthly Expenditure per Capita, 2021 and 2022**

| <b>Golongan Pengeluaran per Kapita Sebulan (rupiah)/Class of Monthly Expenditure per Capita (rupiahs)</b> | <b>2021</b>   | <b>2022</b>   |
|-----------------------------------------------------------------------------------------------------------|---------------|---------------|
| (1)                                                                                                       | (2)           | (3)           |
| < 150 000                                                                                                 | 0,00          | 0,00          |
| 150 000–199 999                                                                                           | 0,00          | 0,00          |
| 200 000–299 999                                                                                           | 0,68          | 0,18          |
| 300 000–499 999                                                                                           | 14,47         | 10,21         |
| 500 000–749 999                                                                                           | 27,22         | 28,05         |
| 750 000–999 999                                                                                           | 19,62         | 22,12         |
| 1 000 000–1 499 999                                                                                       | 22,53         | 23,34         |
| 1 500 000+                                                                                                | 15,47         | 16,09         |
| <b>Jumlah/Total</b>                                                                                       | <b>100,00</b> | <b>100,00</b> |

Sumber/Source: BPS, Survei Sosial Ekonomi Nasional (Susenas) Maret 2020 dan Maret 2021/BPS-Statistics Indonesia, National Socioeconomic Survey March 2020 and March 2021



**PERDAGANGAN LUAR NEGERI**  
**FOREIGN TRADE**

# BAB 12

Chapter 12



Tahun 2022

**Nilai Ekspor**  
**Di Provinsi Lampung**  
**5.606,25** Juta US\$

*Lampung Province's Value of Export in 2022 reached 5,606.25 million US dollar*

# Perdagangan Luar Negeri Provinsi Lampung 2022

International Trade of Lampung  
Province 2022

**Ekspor**

Export



**5.606,25**

Juta US\$  
Million

**13.548,74**

Juta Kg  
Million

**5.606,25**

Juta US\$  
Million

**3.517,53**

Juta Kg  
Million

**Impor**

Import



**Komoditas Utama**

**Ekspor Lampung 2022**

Main Comodity of Lampung  
Province Export 2022



**1.956,40** Juta US\$  
Million



**Komoditas Utama**

**Impor Lampung 2022**

Main Comodity of Lampung  
Province Import 2022

**1.157,32** Juta US\$  
Million



**Negara Tujuan Utama  
Ekspor Provinsi Lampung  
Tahun 2022**

Main Destination Country of Lampung  
Province Exports 2022

**Amerika Serikat**  
United States

**847,16** Juta US\$  
Million



**Negara Tujuan Utama  
Impor Provinsi Lampung  
Tahun 2022**

Main Destination Country of  
Lampung Province Imports 2022

**Nigeria**  
Nigeria

**893,33** Juta US\$  
Million



**PENJELASAN TEKNIS**

1. Sistem pencatatan Statistik Ekspor dan Impor adalah "General Trade" dengan wilayah pencatatan meliputi seluruh wilayah kepabeanaan Indonesia.
2. Pengesahan dokumen kepabeanaan ekspor dan impor dilakukan oleh Bea dan Cukai berdasarkan Persetujuan Muat/Bongkar Barang.
3. Data ekspor berasal dari dokumen kepabeanaan BC 3.0 atau yang disebut dokumen Pemberitahuan Ekspor Barang (PEB) yang diisi oleh eksportir.
4. Data impor berasal dari dokumen kepabeanaan BC 2.0 atau yang disebut dokumen Pemberitahuan Impor Barang (PIB), Pemberitahuan Impor Barang Khusus (PIBK), Pemberitahuan Pabean *Free Trade Zone* (PPFTZ) dan dokumen kepabeanaan BC 2.3 yang mencatat impor barang dari Luar Negeri ke Kawasan Berikat.
5. Barang-barang yang dikirim ke luar negeri untuk diolah dicatat sebagai ekspor, sedangkan hasil olahan yang dikembalikan ke Indonesia dicatat sebagai impor.
6. Barang-barang luar negeri yang diolah di dalam negeri dicatat sebagai barang impor meskipun barang olahan tersebut akan kembali ke luar negeri.

**TECHNICAL NOTES**

1. *The recording of export and import statistics is based on General Trade System covering all Indonesian customs areas.*
2. *The legalization of customs export and import documents is conducted by the Customs and Excise Office.*
3. *The export data are compiled based on customs export documents BC 3.0 or known as Export Declarations (PEB), filled by exporters.*
4. *The import data are compiled based on customs import documents BC 2.0 or known as Import Declarations Form (PIB), Import Declarations Form for Special Commodity (PIBK), Customs Declaration Form for Free Trade Zone (PPFTZ), and customs import documents BC 2.3 which records import goods from foreign country to Bounded Zones Area.*
5. *Goods send abroad for processing purposes are recorded as export while its product sent to Indonesia are recorded as import.*
6. *Foreign goods processed in Indonesia are still recorded as imports although the products will be sent to abroad.*



7. Barang-barang yang tidak dicakup dalam pencatatan:
    - a. Pakaian dan barang-barang perhiasan penumpang.
    - b. Barang-barang bawaan penumpang dari/ke luar negeri untuk dipakai sendiri, kecuali lemari es, pesawat televisi, dan sebagainya.
    - c. Barang-barang untuk keperluan perwakilan kedutaan suatu negara.
    - d. Barang-barang ekspedisi dan ekshibisi atau pameran.
    - e. Barang-barang untuk militer yang diimpor langsung oleh angkatan bersenjata.
    - f. Pembungkus/peti kemas untuk diisi kembali.
    - g. Uang dan surat-surat berharga.
    - h. Barang-barang contoh.
  8. Sistem pengolahan dokumen impor/ekspor Indonesia adalah sistem "Carry Over" yaitu dokumen ditunggu selama satu bulan, setelah bulan berjalan, sedangkan dokumen-dokumen yang terlambat akan diolah pada bulan berikutnya. Dengan demikian dokumen bulan-bulan sebelumnya yang terlambat diterima dan masuk pada bulan berjalan, diperlakukan sebagai dokumen bulan pengolahan.
  9. Pelabuhan Muat adalah pelabuhan darimana barang diangkut ke luar negeri atau diekspor.
7. *The following goods are not included in the statistics:*
    - a. *Clothings and passengers' jewelry.*
    - b. *Luggage of passengers for own use, except refrigerators, television sets, etc.*
    - c. *Goods imported/exported for the use of foreign representative countries/embassies.*
    - d. *Goods for expeditions, and shows or exhibitions.*
    - e. *Military goods directly imported by the Armed Forces.*
    - f. *Packings/containers to be refilled.*
    - g. *Bank notes and securities.*
    - h. *Sample goods*
  8. *The carry-over system is used in processing Indonesian export and import documents. Documents are processed one month after the current month, while those received later will be processed for the succeeding month. This means previous documents received in the current month will be treated as processed documents.*
  9. *Port of loading is port where the goods are transported out of the country or exported.*

10. Negara tujuan adalah negara tujuan akhir yang diketahui untuk barang ekspor yang dikirim ke luar negeri
  11. Jenis komoditi adalah barang ekspor yang dicatat sesuai kode Harmonized System (HS).
10. *Country of destination is country that is known to export goods sent abroad.*
  11. *Type commodity is exported goods recorded based on Harmonized System (HS) code.*

<https://lampung.bps.go.id>



**ULASAN**

Selama tahun 2022, ekspor barang Provinsi Lampung yang diukur berdasarkan free on board (FOB) mencapai US\$5,61 milyar. Angka ini mengalami kenaikan sebesar 15,74 persen jika dibandingkan nilai total ekspor pada tahun 2021 yang mencapai US\$4,84 milyar. Dilihat berdasarkan nilai ekspor barang juga, tiga negara utama tujuan ekspor Provinsi Lampung adalah Amerika Serikat, India, dan Tiongkok.

Tiga komoditas utama yang diekspor ke luar negeri, diantaranya komoditas lemak dan minyak hewan/nabati, komoditas batu bara, dan komoditas kopi, teh dan rempah-rempah. Persentase nilai yang di ekspor untuk masing-masing komoditas adalah 38,47, 24,72, dan 9,52 persen. Untuk tiga komoditas tersebut, rata-rata nilai ekspor tahun ini mengalami kenaikan sebesar 31,57 persen dari tahun sebelumnya.

Pada kegiatan impor di Provinsi Lampung, jika dilihat dari besaran nilai Cost, Insurance, Freight (CIF) ada tiga negara utama asal impor yaitu, Nigeria, Australia dan Angola. Secara total, nilai impor di Provinsi Lampung sebesar US\$2,53 Miliar. Nilai tersebut naik sebesar 14,30 persen dari tahun sebelumnya.

**DESCRIPTION**

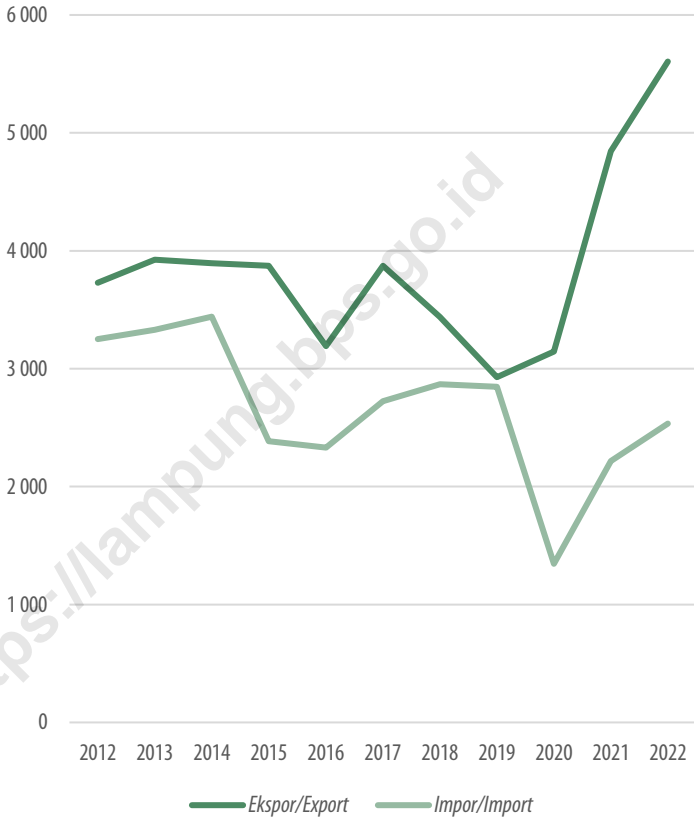
*During 2022, exports of Lampung Province's goods measured by free on board (FOB) reached US\$5.61 billion. This figure has increased by 15.74 percent when compared to the total export value in 2021 which reached US\$4.84 billion. According to the value of exports of goods, the three main export destinations for Lampung Province are the United States, India, and Tiongkok.*

*The three main commodities exported abroad are animal/vegetable fats and oils, coal commodities, and coffee, tea and spices. The percentage of export value for each commodity is 38.47, 24.72, and 9.52 percent. For the three commodities, the average export value this year increased by 31.57 percent from the previous year.*

*The import activities in Lampung Province, if we seen from the Cost, Insurance, Freight (CIF) value, there are three main countries of origin, namely, Nigeria, Australia, and Angola. In total, import value in Lampung Province is US\$2,53 bilion. The value is increased by 14.30 percent from the previous year.*

**Gambar** 12.1  
**Figures**

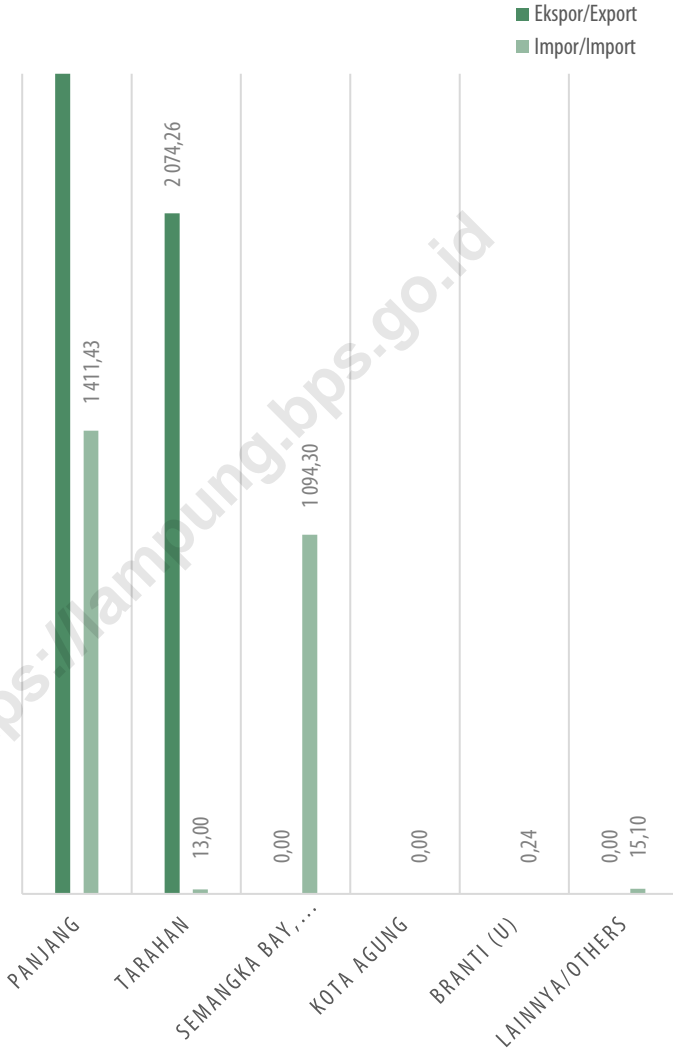
**Nilai Ekspor dan Impor di Provinsi Lampung, 2011–2021 (juta US\$)**  
**Value of Export and Import in Lampung Province, 2011–2021 (million US\$)**



Sumber/Source: Dokumen PEB/ kantor POS, catatan instansi, survei perdagangan lintas batas laut/ PEB/POS office documents, agency records, cross-sea trade surveys

**Gambar** 12.2  
**Figures**

**Nilai Ekspor dan Impor Menurut Pelabuhan Muat/Bongkar di Provinsi Lampung, 2022 (juta US\$)**  
**Value of Export and Import by Loading/Unloading Port in Lampung Province, 2022 (million US\$)**



Sumber/Source: Dokumen PEB/ kantor POS, catatan instansi, survei perdagangan lintas batas laut/ PEB/POS office documents, agency records, cross-sea trade surveys

## 12.1 EKSPOR EXPORT

**Tabel** 12.1.1 **Volume Dan Nilai Ekspor dirinci Menurut Jenis Komoditi di Provinsi Asal Lampung, 2021 dan 2022**  
**Table** 12.1.1 **Volume and Value of Export by Type of Commodity at Province of Origin, 2021 and 2022**

| Jenis Komoditi<br>Type of Commodity | Volume<br>Volume<br>(ton) |                   | Nilai FOB (Ribu US \$)<br>FOB Value (Thousand US \$) |                   |
|-------------------------------------|---------------------------|-------------------|------------------------------------------------------|-------------------|
|                                     | 2021                      | 2022 <sup>x</sup> | 2021                                                 | 2022 <sup>x</sup> |
| (1)                                 | (2)                       | (3)               | (4)                                                  | (5)               |
| Lemak dan Minyak Hewan/Nabati       | 1 668 630,03              | 1 601 772,02      | 1 723 755,30                                         | 1 956 400,81      |
| Batu Bara                           | 7 758 895,00              | 8 446 223,00      | 790 530,08                                           | 1 253 095,71      |
| Kopi, Teh, Rempah-Rempah            | 263 954,86                | 304 803,63        | 502 460,89                                           | 630 250,13        |
| Ampas/Sisa Industri Makanan         | 1 618 404,49              | 1 682 515,90      | 362 808,98                                           | 390 326,55        |
| Olahan dari Buah-Buahan/Sayuran     | 255 462,42                | 252 949,24        | 331 580,98                                           | 332 708,87        |
| Bubur Kayu/Pulp                     | 375 258,93                | 364 488,10        | 206 531,22                                           | 240 946,09        |
| Ikan dan Udang                      | 19 801,32                 | 21 993,98         | 165 536,43                                           | 172 759,49        |
| Berbagai Produk Kimia               | 133 757,47                | 153 687,04        | 129 030,28                                           | 167 814,77        |
| Daging dan Ikan Olahan              | 10 441,48                 | 7 786,28          | 131 189,42                                           | 107 087,67        |
| Karet dan Barang Dari Karet         | 91 439,48                 | 52 198,18         | 154 981,42                                           | 90 112,52         |
| Gula dan Kembang Gula               | 492 934,28                | 424 871,07        | 94 059,53                                            | 83 083,92         |
| Kayu, Barang dari Kayu              | 85 139,73                 | 152 713,92        | 37 573,53                                            | 61 094,96         |
| Bahan Kimia Organik                 | 2 891,75                  | 11 015,46         | 33 099,89                                            | 43 255,96         |
| Buah-Buahan                         | 22 053,01                 | 22 080,12         | 18 215,51                                            | 17 381,22         |
| Minuman                             | 21 147,56                 | 13 852,73         | 18 137,09                                            | 14 006,24         |
| Berbagai Makanan Olahan             | 6 700,10                  | 7 204,54          | 17 445,20                                            | 13 988,81         |
| Lak, Getah, dan Damar               | 2 434,47                  | 2 211,64          | 7 164,32                                             | 6 064,44          |
| Kakao/Coklat                        | 26,97                     | 2 137,77          | 46,15                                                | 5 269,37          |

Lanjutan Tabel/*Continued Table* 12.1.1

| Jenis Komoditi<br><i>Type of Commodity</i> | Volume<br><i>Volume</i><br>(ton) |                   | Nilai FOB (Ribu US \$)<br><i>FOB Value (Thousand US \$)</i> |                   |
|--------------------------------------------|----------------------------------|-------------------|-------------------------------------------------------------|-------------------|
|                                            | 2021                             | 2022 <sup>x</sup> | 2021                                                        | 2022 <sup>x</sup> |
| (1)                                        | (2)                              | (3)               | (4)                                                         | (5)               |
| Perekat, Enzim                             | 73,27                            | 73,33             | 4 163,95                                                    | 4 894,94          |
| Plastik dan Barang Dari Plastik            | 315,01                           | 364,95            | 4 688,32                                                    | 4 334,12          |
| Hasil Penggilingan                         | 245 814,15                       | 4 393,94          | 102 255,58                                                  | 1 926,10          |
| Serat Tekstil dan Benang Kertas            | 12 934,23                        | 6 907,48          | 2 988,99                                                    | 1 389,32          |
| Bahan-Bahan Nabati                         | 205,00                           | 7 651,99          | 374,96                                                      | 1 282,23          |
| Perabot, Penerangan Rumah                  | 296,06                           | 388,40            | 745,40                                                      | 921,16            |
| Biji-Bijian Berminyak                      | 1 660,25                         | 1 606,74          | 1 398,38                                                    | 906,47            |
| Kendaraan dan Bagiannya                    | 0,00                             | 133,60            | 0,00                                                        | 840,00            |
| Minyak Atsiri, Kosmetik Wangi-Wangian      | 16,37                            | 37,80             | 518,25                                                      | 820,16            |
| Sabun dan Preparat Pembersih               | 799,90                           | 1 063,50          | 390,51                                                      | 815,13            |
| Kaca dan Barang dari Kaca                  | 240,94                           | 214,79            | 453,37                                                      | 469,73            |
| Mesin-Mesin/Pesawat Mekanik                | 15,17                            | 34,98             | 171,44                                                      | 396,92            |
| Kapas Gumpalan, Tali                       | 253,47                           | 296,69            | 385,08                                                      | 366,78            |
| Bahan Kimia Anorganik                      | 4,00                             | 113,19            | 7,28                                                        | 290,61            |
| Barang Kiriman                             | 6,65                             | 10,25             | 116,76                                                      | 278,51            |
| Berbagai Barang Buatan Pabrik              | 54,20                            | 283,10            | 87,18                                                       | 165,99            |
| Gandum-Gandum                              | 129,60                           | 113,40            | 105,19                                                      | 101,62            |
| Kain Perca                                 | 11,04                            | 28,01             | 33,80                                                       | 98,41             |

Lanjutan Tabel/*Continued Table* 12.1.1

| Jenis Komoditi<br><i>Type of Commodity</i> | Volume<br><i>Volume</i><br>(ton) |                   | Nilai FOB (Ribu US \$)<br><i>FOB Value (Thousand US \$)</i> |                   |
|--------------------------------------------|----------------------------------|-------------------|-------------------------------------------------------------|-------------------|
|                                            | 2021                             | 2022 <sup>x</sup> | 2021                                                        | 2022 <sup>x</sup> |
| (1)                                        | (2)                              | (3)               | (4)                                                         | (5)               |
| Senjata/Amunisi                            | 50,63                            | 2,35              | 199,23                                                      | 95,41             |
| Garam, Belerang, Kapur                     | 1 540,00                         | 258,75            | 396,01                                                      | 64,39             |
| Bijih, Kerak, dan Abu Logam                | 420,00                           | 200,00            | 100,75                                                      | 51,33             |
| Benda-Benda dari Batu, Gips, dan Semen     | 0,00                             | 41,01             | 0,00                                                        | 46,04             |
| Olahan dari Tepung                         | 7,33                             | 3,97              | 50,94                                                       | 28,63             |
| Kapal Terbang dan Bagiannya                | 0,00                             | 0,16              | 0,00                                                        | 10,50             |
| Pupuk                                      | 20,50                            | 8,26              | 14,71                                                       | 5,71              |
| Pakaian Jadi Bukan Rajutan                 | 0,00                             | 0,01              | 0,04                                                        | 0,49              |
| Kertas/Karton                              | 1,17                             | 0,10              | 2,46                                                        | 0,34              |
| Benda-Benda dari Besi dan Baja             | 0,00                             | 0,14              | 0,03                                                        | 0,12              |
| Aluminium                                  | 50,00                            | 0,13              | 113,75                                                      | 0,10              |
| Barang-Barang Rajutan                      | 2,14                             | 0,00              | 50,60                                                       | 0,05              |
| Berbagai Barang Logam Dasar                | 0,01                             | 0,00              | 0,02                                                        | 0,01              |
| Buku dan Barang Cetak                      | 0,00                             | 0,00              | 0,00                                                        | 0,01              |
| Sayuran                                    | 0,01                             | 0,00              | 0,55                                                        | 0,00              |
| Serat Stapel Buatan                        | 0,00                             | 0,00              | 0,04                                                        | 0,00              |
| Besi dan Baja                              | 0,78                             | 0,00              | 0,01                                                        | 0,00              |
| Lonceng, Arloji dan Bagiannya              | 0,00                             | 0,00              | 0,03                                                        | 0,00              |

Lanjutan Tabel/*Continued Table* 12.1.1

| Jenis Komoditi<br><i>Type of Commodity</i> | Volume<br><i>Volume</i><br>(ton) |                      | Nilai FOB (Ribu US \$)<br><i>FOB Value (Thousand US \$)</i> |                     |
|--------------------------------------------|----------------------------------|----------------------|-------------------------------------------------------------|---------------------|
|                                            | 2021                             | 2022 <sup>x</sup>    | 2021                                                        | 2022 <sup>x</sup>   |
| (1)                                        | (2)                              | (3)                  | (4)                                                         | (5)                 |
| Mainan                                     | 0,32                             | 0,00                 | 1,90                                                        | 0,00                |
| Perkakas, Perangkat Potong                 | 0,00                             | 0,00                 | 0,03                                                        | 0,00                |
| Mesin/Peralatan Listrik                    | 1,84                             | 0,00                 | 68,72                                                       | 0,00                |
| <b>Jumlah/Total</b>                        | <b>13 094 297,39</b>             | <b>13 548 735,59</b> | <b>4 844 030,46</b>                                         | <b>5 606 248,86</b> |

Sumber/*Source*: Dokumen PEB/ kantor POS, catatan instansi, survei perdagangan lintas batas laut/ *PEB/POS office documents, agency records, cross-sea trade surveys*

**Tabel**  
**Table** 12.1.2**Volume dan Nilai Ekspor Provinsi Lampung Menurut Negara Tujuan di Provinsi Lampung, 2021 dan 2022**  
**Volume and Value of Export in Lampung Province by Destination Country in Lampung Province, 2021 and 2022**

| Negara Tujuan<br><i>Destination Country</i> | Volume<br><i>Volume</i><br>(ton) |                   | Nilai FOB (Ribu US \$)<br><i>FOB Value (Thousand US \$)</i> |                   |
|---------------------------------------------|----------------------------------|-------------------|-------------------------------------------------------------|-------------------|
|                                             | 2021                             | 2022 <sup>x</sup> | 2021                                                        | 2022 <sup>x</sup> |
| (1)                                         | (2)                              | (3)               | (4)                                                         | (5)               |
| Amerika Serikat                             | 500 921,26                       | 459 228,13        | 832 510,78                                                  | 847 162,59        |
| India                                       | 389 378,64                       | 3 398 632,87      | 144 938,16                                                  | 717 798,25        |
| Tiongkok                                    | 5 284 766,27                     | 1 989 578,02      | 925 265,77                                                  | 622 921,04        |
| Italia                                      | 409 101,35                       | 988 680,37        | 414 238,07                                                  | 601 237,60        |
| Pakistan                                    | 435 438,72                       | 318 351,16        | 359 915,79                                                  | 388 123,46        |
| Belanda                                     | 730 510,72                       | 781 240,96        | 283 163,19                                                  | 381 941,94        |
| Korea Selatan                               | 504 518,66                       | 1 710 320,42      | 139 548,71                                                  | 286 473,65        |
| Jepang                                      | 611 734,74                       | 648 853,66        | 198 244,48                                                  | 284 502,20        |
| Selandia Baru                               | 823 663,08                       | 905 841,65        | 136 910,09                                                  | 173 347,05        |
| Philipina                                   | 1 172 662,16                     | 505 866,02        | 248 346,10                                                  | 140 162,95        |
| Spanyol                                     | 102 739,72                       | 111 754,97        | 137 537,35                                                  | 134 266,55        |
| Malaysia                                    | 154 049,99                       | 149 313,89        | 112 531,13                                                  | 101 293,93        |
| Jerman                                      | 26 403,83                        | 51 390,13         | 41 653,51                                                   | 88 440,35         |
| Thailand                                    | 289 708,89                       | 398 147,19        | 60 980,54                                                   | 74 384,42         |
| Inggris                                     | 50 126,04                        | 61 261,45         | 46 828,06                                                   | 57 931,69         |
| Fed Russia                                  | 30 966,64                        | 31 469,89         | 44 588,31                                                   | 56 112,91         |
| Kamboja                                     | 51,00                            | 420 059,96        | 86,70                                                       | 51 619,95         |
| Vietnam                                     | 304 533,37                       | 140 447,92        | 57 987,38                                                   | 46 507,86         |
| Brazil                                      | 19 966,53                        | 30 377,65         | 29 777,65                                                   | 42 070,53         |
| Afrika Selatan                              | 80 055,99                        | 31 513,54         | 68 013,44                                                   | 39 317,33         |
| Bangladesh                                  | 269 780,31                       | 29 051,48         | 110 466,28                                                  | 38 439,37         |
| Belgia                                      | 24 879,65                        | 38 818,78         | 20 778,97                                                   | 38 004,50         |
| Georgia                                     | 13 216,07                        | 17 392,44         | 21 826,73                                                   | 27 799,15         |
| Aljazair                                    | 3 935,76                         | 12 847,32         | 6 517,13                                                    | 25 036,68         |
| Mesir                                       | 26 367,89                        | 28 998,82         | 21 819,26                                                   | 24 039,67         |



Lanjutan Tabel/Continued Table 12.1.2

| Negara Tujuan<br>Destination Country | Volume<br>Volume<br>(ton) |                   | Nilai FOB (Ribuan US \$)<br>FOB Value (Thousand US \$) |                   |
|--------------------------------------|---------------------------|-------------------|--------------------------------------------------------|-------------------|
|                                      | 2021                      | 2022 <sup>x</sup> | 2021                                                   | 2022 <sup>x</sup> |
| (1)                                  | (2)                       | (3)               | (4)                                                    | (5)               |
| Kanada                               | 7 356,29                  | 6 523,04          | 19 223,97                                              | 22 366,26         |
| Singapura                            | 13 849,82                 | 13 418,76         | 34 915,21                                              | 21 957,67         |
| Australia                            | 14 072,24                 | 11 391,10         | 23 916,97                                              | 21 138,48         |
| Perancis                             | 21 012,44                 | 10 436,36         | 36 673,94                                              | 20 029,75         |
| Taiwan                               | 301 132,56                | 64 824,40         | 47 222,45                                              | 19 551,95         |
| Turki                                | 69 226,81                 | 12 808,03         | 16 663,66                                              | 19 388,00         |
| Saudi Arabia                         | 14 799,39                 | 26 602,34         | 12 867,13                                              | 18 116,97         |
| Yunani                               | 7 450,39                  | 11 063,65         | 9 322,69                                               | 17 491,49         |
| Maroko                               | 11 298,35                 | 8 707,38          | 19 420,50                                              | 17 121,30         |
| Benin                                | 2 499,94                  | 9 675,44          | 2 509,92                                               | 15 439,61         |
| Iran                                 | 1 727,91                  | 27 490,40         | 3 444,81                                               | 12 342,86         |
| Meksiko                              | 6 497,80                  | 7 941,35          | 7 344,40                                               | 10 964,45         |
| Sudan                                | 16,02                     | 6 063,14          | 14,47                                                  | 9 501,56          |
| Hongkong                             | 154 045,18                | 3 748,13          | 14 275,71                                              | 6 520,92          |
| Finlandia                            | 2 955,43                  | 4 902,09          | 3 997,00                                               | 5 940,97          |
| Uni Emirat Arab                      | 5 372,20                  | 6 705,90          | 6 218,54                                               | 5 938,49          |
| Argentina                            | 5 055,71                  | 4 359,13          | 6 230,69                                               | 5 554,42          |
| Togo                                 | 20 221,31                 | 3 449,81          | 20 042,58                                              | 5 467,02          |
| Ekuador                              | 3 144,00                  | 2 825,25          | 5 455,52                                               | 5 296,69          |
| Polandia                             | 1 129,75                  | 2 797,55          | 2 005,78                                               | 5 154,75          |
| Norwegia                             | 1 599,71                  | 6 008,10          | 2 935,59                                               | 4 730,96          |
| Portugal                             | 1 610,66                  | 2 092,27          | 2 563,34                                               | 4 067,54          |
| Papua Nugini                         | 437,85                    | 2 081,10          | 307,05                                                 | 3 230,70          |
| Chili                                | 2 793,17                  | 2 251,31          | 3 587,97                                               | 2 934,27          |
| Kanada                               | 5 589,48                  | 2 802,65          | 5 640,77                                               | 2 924,63          |

Lanjutan Tabel/Continued Table 12.1.2

| Negara Tujuan<br><i>Destination Country</i> | Volume<br><i>Volume</i><br>(ton) |                   | Nilai FOB (Ribu US \$)<br><i>FOB Value (Thousand US \$)</i> |                   |
|---------------------------------------------|----------------------------------|-------------------|-------------------------------------------------------------|-------------------|
|                                             | 2021                             | 2022 <sup>x</sup> | 2021                                                        | 2022 <sup>x</sup> |
| (1)                                         | (2)                              | (3)               | (4)                                                         | (5)               |
| Lebanon                                     | 286,76                           | 1 576,59          | 440,82                                                      | 2 715,83          |
| Puerto Rico                                 | 1 317,52                         | 1 331,33          | 2 051,58                                                    | 2 632,40          |
| Peru                                        | 1 541,69                         | 1 568,59          | 2 267,41                                                    | 2 423,09          |
| Swiss                                       | 2 125,68                         | 1 463,51          | 3 248,76                                                    | 2 184,52          |
| Rumania                                     | 1 288,21                         | 1 506,62          | 2 140,42                                                    | 2 170,86          |
| Irak                                        | 154,00                           | 6 225,06          | 168,23                                                      | 1 998,41          |
| Swedia                                      | 3 907,58                         | 1 136,12          | 4 172,12                                                    | 1 697,24          |
| Israel                                      | 2 680,44                         | 1 222,23          | 4 237,44                                                    | 1 623,55          |
| Bulgaria                                    | 1 321,00                         | 726,71            | 2 281,39                                                    | 1 339,36          |
| Austria                                     | 1 275,11                         | 1 156,46          | 1 536,18                                                    | 1 331,14          |
| Denmark                                     | 724,71                           | 755,48            | 1 449,66                                                    | 1 163,06          |
| Latvia                                      | 1 221,89                         | 584,23            | 2 004,54                                                    | 1 028,09          |
| Nigeria                                     | 874,38                           | 679,15            | 1 411,20                                                    | 1 021,53          |
| Hungaria                                    | 235,11                           | 676,54            | 268,99                                                      | 985,41            |
| Srilanka                                    | 5 102,94                         | 833,71            | 8 004,48                                                    | 779,21            |
| Kazakhstan                                  | 392,15                           | 282,40            | 908,56                                                      | 778,65            |
| Rep Ceko                                    | 493,75                           | 653,45            | 520,94                                                      | 771,84            |
| Slovenia                                    | 579,23                           | 423,06            | 1 278,15                                                    | 741,09            |
| Jordan                                      | 317,01                           | 406,67            | 373,02                                                      | 736,29            |
| Albania                                     | 243,45                           | 496,60            | 300,03                                                      | 628,85            |
| Oman                                        | 1 802,68                         | 778,73            | 1 105,08                                                    | 618,39            |
| Uzbekistan                                  | 194,10                           | 461,71            | 218,99                                                      | 546,77            |
| Qatar                                       | 1 093,64                         | 479,21            | 635,48                                                      | 451,01            |
| Slovakia                                    | 70,70                            | 338,74            | 70,07                                                       | 395,70            |
| Kuwait                                      | 107,75                           | 192,19            | 142,74                                                      | 311,93            |

Lanjutan Tabel/Continued Table 12.1.2

| Negara Tujuan<br><i>Destination Country</i> | Volume<br>Volume<br>(ton) |                   | Nilai FOB (Ribu US \$)<br><i>FOB Value (Thousand US \$)</i> |                   |
|---------------------------------------------|---------------------------|-------------------|-------------------------------------------------------------|-------------------|
|                                             | 2021                      | 2022 <sup>x</sup> | 2021                                                        | 2022 <sup>x</sup> |
| (1)                                         | (2)                       | (3)               | (4)                                                         | (5)               |
| Myanmar                                     | 361,15                    | 381,43            | 201,48                                                      | 285,96            |
| Macau                                       | 19,20                     | 134,40            | 34,39                                                       | 268,20            |
| Kroasia                                     | 101,64                    | 193,37            | 97,98                                                       | 240,61            |
| Rep Dominica                                | 0,00                      | 113,89            | 0,00                                                        | 232,64            |
| Tanzania                                    | 85,25                     | 215,39            | 166,28                                                      | 230,75            |
| Panama                                      | 50,60                     | 126,38            | 77,23                                                       | 194,78            |
| Mongolia                                    | 63,19                     | 162,01            | 76,05                                                       | 186,42            |
| Bahrain                                     | 65,10                     | 130,29            | 45,70                                                       | 147,58            |
| Mauritius                                   | 195,14                    | 142,64            | 115,59                                                      | 142,47            |
| Cyprus                                      | 41,96                     | 62,95             | 86,03                                                       | 129,04            |
| Ethiopia                                    | 40,60                     | 35,50             | 164,87                                                      | 126,19            |
| Ukraina                                     | 890,97                    | 88,75             | 1 090,56                                                    | 119,79            |
| Estonia                                     | 152,20                    | 57,60             | 267,80                                                      | 111,75            |
| Cape Verde                                  | 0,00                      | 38,40             | 0,00                                                        | 78,36             |
| Irlandia                                    | 117,81                    | 37,82             | 196,47                                                      | 70,56             |
| Yaman                                       | 3 155,86                  | 51,32             | 803,67                                                      | 65,59             |
| Lithuania                                   | 17,63                     | 53,14             | 16,22                                                       | 62,40             |
| Senegal                                     | 6 023,53                  | 58,00             | 5 711,55                                                    | 54,54             |
| Malawi                                      | 0,00                      | 44,80             | 0,00                                                        | 44,58             |
| Djibouti                                    | 35,26                     | 36,73             | 40,70                                                       | 42,27             |
| Timor Timur                                 | 0,00                      | 7,19              | 0,00                                                        | 38,36             |
| Tunisia                                     | 66,76                     | 40,55             | 86,05                                                       | 37,08             |
| Costa Rica                                  | 0,00                      | 19,80             | 0,00                                                        | 25,74             |
| Colombia                                    | 0,00                      | 17,69             | 0,00                                                        | 23,64             |
| Uruguay                                     | 66,46                     | 17,82             | 140,45                                                      | 23,41             |

Lanjutan Tabel/*Continued Table* 12.1.2

| Negara Tujuan<br><i>Destination Country</i> | Volume<br><i>Volume</i><br>(ton) |                       | Nilai FOB (Ribu US \$)<br><i>FOB Value (Thousand US \$)</i> |                      |
|---------------------------------------------|----------------------------------|-----------------------|-------------------------------------------------------------|----------------------|
|                                             | 2021                             | 2022 <sup>x</sup>     | 2021                                                        | 2022 <sup>x</sup>    |
| (1)                                         | (2)                              | (3)                   | (4)                                                         | (5)                  |
| Mozambique                                  | 0,00                             | 20,16                 | 0,00                                                        | 21,60                |
| Sierra Leone                                | 0,00                             | 16,34                 | 0,00                                                        | 20,39                |
| Brunei Darussalam                           | 105 019,80                       | 44,42                 | 7 917,71                                                    | 18,73                |
| Nepal                                       | 14,00                            | 22,40                 | 48,80                                                       | 18,48                |
| Maladewa                                    | 0,00                             | 2,00                  | 0,00                                                        | 4,63                 |
| Jersey                                      | 0,00                             | 0,00                  | 0,00                                                        | 0,32                 |
| Cayman Islands                              | 0,00                             | 0,00                  | 0,00                                                        | 0,32                 |
| Iceland                                     | 0,00                             | 0,00                  | 0,00                                                        | 0,11                 |
| Serbia                                      | 0,00                             | 0,00                  | 0,00                                                        | 0,06                 |
| Syria                                       | 97,00                            | 0,00                  | 107,45                                                      | 0,00                 |
| Somalia                                     | 0,02                             | 0,00                  | 0,04                                                        | 0,00                 |
| Ghana                                       | 13,75                            | 0,00                  | 177,60                                                      | 0,00                 |
| Guinea                                      | 44,00                            | 0,00                  | 87,56                                                       | 0,00                 |
| Demodratric Of The Congo                    | 7 499,60                         | 0,00                  | 9 106,09                                                    | 0,00                 |
| Armenia                                     | 19,20                            | 0,00                  | 32,60                                                       | 0,00                 |
| Rep Moldova                                 | 18,00                            | 0,00                  | 21,60                                                       | 0,00                 |
| Malta                                       | 6 298,58                         | 0,00                  | 4 601,46                                                    | 0,00                 |
| <b>Jumlah/Total</b>                         | <b>13 094 297 385</b>            | <b>13 548 735 594</b> | <b>4 844 030 456</b>                                        | <b>5 606 248 860</b> |

Sumber/*Source*: Dokumen PEB/ kantor POS, catatan instansi, survei perdagangan lintas batas laut/ *PEB/POS office documents, agency records, cross-sea trade surveys*

**Tabel**  
**Table** 12.1.3**Volume Dan Nilai Ekspor Menurut Pelabuhan Muat di  
Provinsi Lampung, 2021 dan 2022**  
**Volume and Value of Export by Loading Port in Lampung  
Province, 2021 and 2022**

| Pelabuhan Muat<br><i>Loading Port</i> | Volume/Volume<br>(kg) |                      | Nilai FOB/FOB Value<br>(US \$) |                     |
|---------------------------------------|-----------------------|----------------------|--------------------------------|---------------------|
|                                       | 2021                  | 2022 <sup>x</sup>    | 2021                           | 2022 <sup>x</sup>   |
| (1)                                   | (2)                   | (3)                  | (4)                            | (5)                 |
| Panjang                               | 9.374.057,30          | 9.929.439,64         | 2.400.801,17                   | 2.995.336,37        |
| Tarahan                               | 3.325.393,55          | 3.332.597,11         | 1.894.331,43                   | 2.074.261,09        |
| Branti (U)                            | –                     | –                    | –                              | –                   |
| <b>Jumlah/Total</b>                   | <b>12 699 450,85</b>  | <b>13 262 036,74</b> | <b>4 295 132,60</b>            | <b>5 069 597,46</b> |

Sumber/Source: Dokumen PEB/ kantor POS, catatan instansi, survei perdagangan lintas batas laut/ PEB/POS office documents, agency records, cross-sea trade surveys

**Tabel**  
**Table** 12.1.4**Volume Dan Nilai Ekspor dirinci Menurut Jenis Komoditi  
di Provinsi Muat Lampung, 2021 dan 2022**  
**Volume and Value of Export by Commodity in Loading  
Province, 2021 and 2022**

| Jenis Komoditi<br>Commodity               | Volume<br>Volume<br>(ton) |                   | Nilai FOB (Ribu US \$)<br>FOB Value (Thousand US \$) |                   |
|-------------------------------------------|---------------------------|-------------------|------------------------------------------------------|-------------------|
|                                           | 2021                      | 2022 <sup>x</sup> | 2021                                                 | 2022 <sup>x</sup> |
| (1)                                       | (2)                       | (3)               | (4)                                                  | (5)               |
| Lemak dan Minyak Hewan/Nabati             | 1 654 244,59              | 1 595 981,06      | 1 712 801,20                                         | 1 950 464,26      |
| Batu Bara                                 | 7 758 895,00              | 8 446 223,00      | 790 530,08                                           | 1 253 095,71      |
| Kopi, Teh, Rempah-Rempah                  | 213 813,26                | 239 090,35        | 394 579,16                                           | 482 611,91        |
| Ampas/Sisa Industri Makanan               | 1 618 175,49              | 1 682 705,53      | 362 709,73                                           | 390 549,88        |
| Olahan dari Buah-Buahan/Sayuran           | 232 205,21                | 218 059,67        | 303 535,09                                           | 289 191,83        |
| Bubur Kayu/Pulp                           | 304 614,50                | 290 911,01        | 166 248,85                                           | 191 660,86        |
| Berbagai Produk Kimia                     | 132 168,54                | 147 916,77        | 127 475,66                                           | 163 333,87        |
| Gula dan Kembang Gula                     | 473 744,13                | 423 695,05        | 90 200,81                                            | 81 458,87         |
| ikan dan Udang                            | 7 836,33                  | 11 135,24         | 64 866,44                                            | 79 266,66         |
| Daging dan Ikan Olahan                    | 6 354,46                  | 4 470,60          | 83 936,29                                            | 64 473,63         |
| Kyu dan Brang Dari Kayu                   | 68 717,25                 | 126 221,06        | 29 153,40                                            | 49 528,06         |
| Karet dan Barang Dari Karet               | 27 442,49                 | 10 700,71         | 46 611,29                                            | 18 614,39         |
| Minum                                     | 21 147,56                 | 13 852,73         | 18 137,09                                            | 14 006,24         |
| Berbagai Makanan Olahan                   | 5 218,19                  | 5 843,13          | 12 913,71                                            | 10 905,13         |
| Buah-Buahan                               | 16 980,16                 | 15 685,91         | 11 948,95                                            | 9 973,99          |
| Bahan Kimia Organik                       | 1 417,36                  | 7 456,05          | 13 356,42                                            | 7 134,00          |
| Kakao/Coklat                              | 26,07                     | 1 711,12          | 31,24                                                | 4 285,68          |
| Hasil Pengilingan                         | 143 638,24                | 4 023,74          | 58 317,76                                            | 1 758,63          |
| Serat Tekstil dan Benang Kertas           | 9 666,47                  | 5 381,51          | 2 256,84                                             | 1 068,42          |
| Bahan -Bahan Nabati                       | 40,00                     | 7 470,49          | 15,75                                                | 896,46            |
| Prabot, Penerangan Rumah                  | 212,90                    | 341,33            | 510,75                                               | 783,15            |
| Plastik dan Barang Dari Plastik           | 127,32                    | 58,98             | 1 658,00                                             | 742,12            |
| Biji-bijian bermnyak                      | 1 188,68                  | 1 371,16          | 980,59                                               | 737,59            |
| Minyak Astiri, Kosmetik Wangi-<br>Wangian | 10,05                     | 32,09             | 160,50                                               | 638,13            |

Lanjutan Tabel/Continued Table 12.1.4

| Jenis Komoditi<br>Commodity           | Volume<br>Volume<br>(ton) |                      | Nilai FOB (Ribu US \$)<br>FOB Value (Thousand US \$) |                     |
|---------------------------------------|---------------------------|----------------------|------------------------------------------------------|---------------------|
|                                       | 2021                      | 2022 <sup>x</sup>    | 2021                                                 | 2022 <sup>x</sup>   |
| (1)                                   | (2)                       | (3)                  | (4)                                                  | (5)                 |
| Lak, Getah dan Damar                  | 242,20                    | 290,17               | 475,71                                               | 473,57              |
| Mesin-Mesin/Pesawat Mekanik           | 11,00                     | 34,88                | 88,33                                                | 387,12              |
| Kapas Gumpalan dan Tali               | 252,98                    | 252,30               | 384,69                                               | 327,05              |
| Kaca dan Barang Dari Kaca             | 173,80                    | 138,17               | 310,02                                               | 303,53              |
| Bahan Kimia Anorganik                 | 0,00                      | 91,18                | 0,00                                                 | 255,30              |
| Sabun dan Preparat Pembersih          | 75,00                     | 218,70               | 60,30                                                | 212,69              |
| Berbagai Barang Buatan Pabrik         | 0,00                      | 204,10               | 0,00                                                 | 142,80              |
| Senjata/Amunisi                       | 50,63                     | 2,35                 | 199,23                                               | 95,41               |
| Gandum dan Ganduman                   | 113,40                    | 64,80                | 92,42                                                | 57,24               |
| Garam, Belerang dan Kapur             | 440,00                    | 180,00               | 111,87                                               | 45,95               |
| Bijih, Kerak dan Abu Logam            | 180,00                    | 180,00               | 45,35                                                | 45,53               |
| Benda-benda dari Batu, Gips dan Semen | 0,00                      | 37,77                | 0,00                                                 | 42,92               |
| Olahan Dari Tepung                    | 7,32                      | 3,97                 | 50,77                                                | 28,60               |
| Kertas/Karton                         | 0,17                      | 0,09                 | 0,48                                                 | 0,31                |
| Berbagai Barang Logam Dasar           | 0,01                      | 0,00                 | 0,00                                                 | 0,00                |
| Pupuk                                 | 10,75                     | 0,00                 | 7,89                                                 | 0,00                |
| Perekat, Enzim                        | 7,20                      | 0,00                 | 319,37                                               | 0,00                |
| Barang Dari Rajutan                   | 2,14                      | 0,00                 | 50,60                                                | 0,00                |
| <b>Jumlah/Total</b>                   | <b>12 699 450,85</b>      | <b>13 262 036,74</b> | <b>4 295 132,60</b>                                  | <b>5 069 597,46</b> |

Sumber/Source: Dokumen PEB/ kantor POS, catatan instansi, survei perdagangan lintas batas laut/ PEB/POS office documents, agency records, cross-sea trade surveys

**12.2 IMPOR  
IMPORT**

**Tabel 12.2.1 Volume dan Nilai Impor Provinsi Lampung Menurut Negara Asal, 2021 dan 2022**  
*Volume and Value of Import in Lampung Province by Country of Origin, 2021 and 2022*

| Negara Asal<br>Country of Origin | Volume<br>Volume<br>(ton) |              | Nilai CIF (Ribuan US\$)<br>CIF Value (Thousand US\$) |            |
|----------------------------------|---------------------------|--------------|------------------------------------------------------|------------|
|                                  | 2021                      | 2022*        | 2021                                                 | 2022*      |
| (1)                              | (2)                       | (3)          | (4)                                                  | (5)        |
| Nigeria                          | 1 409 627,00              | 1 297 352,00 | 661 967,15                                           | 893 326,02 |
| Australia                        | 532 395,31                | 170 979,02   | 414 526,41                                           | 246 070,76 |
| Angola                           | 0,00                      | 261 281,99   | 0,00                                                 | 200 972,82 |
| Thailand                         | 111 891,14                | 379 342,44   | 58 808,75                                            | 191 332,72 |
| Amerika Serikat                  | 268 002,82                | 228 456,65   | 270 870,20                                           | 155 494,34 |
| India                            | 292 117,53                | 245 841,81   | 135 228,64                                           | 128 091,90 |
| Brazil                           | 138 313,17                | 190 144,83   | 66 653,53                                            | 112 993,38 |
| Argentina                        | 223 142,49                | 163 289,51   | 113 388,07                                           | 95 233,52  |
| Tiongkok                         | 133 456,63                | 93 619,30    | 98 779,01                                            | 94 553,89  |
| Fed Russia                       | 35 393,94                 | 84 179,13    | 15 228,46                                            | 72 599,10  |
| Kanada                           | 90 188,07                 | 88 779,57    | 30 783,98                                            | 70 823,15  |
| Malaysia                         | 65 354,85                 | 62 844,42    | 38 620,19                                            | 61 746,86  |
| Taiwan                           | 22 612,04                 | 18 948,21    | 27 895,43                                            | 37 879,89  |
| Singapura                        | 166 435,10                | 40 885,99    | 74 322,68                                            | 31 447,97  |
| Jepang                           | 13 457,65                 | 12 053,93    | 20 214,83                                            | 23 480,33  |
| Jerman                           | 12 372,98                 | 15 976,31    | 7 070,30                                             | 14 129,36  |
| Marshall Islands                 | 0,00                      | 10 109,00    | 0,00                                                 | 13 000,00  |
| Mesir                            | 33 940,58                 | 93 938,91    | 3 447,94                                             | 11 502,45  |
| Korea Selatan                    | 10 955,58                 | 8 230,04     | 12 336,31                                            | 10 699,36  |
| Vietnam                          | 9 648,75                  | 7 143,47     | 11 838,61                                            | 10 116,76  |
| Belarusia                        | 86 045,00                 | 12 700,00    | 26 536,87                                            | 7 230,40   |
| Norwegia                         | 593,71                    | 1 918,80     | 1 717,81                                             | 7 200,95   |



Lanjutan Tabel/Continued Table 12.2.1

| Negara Asal<br>Country of Origin | Volume<br>Volume<br>(ton) |           | Nilai CIF (Ribu US\$)<br>CIF Value (Thousand US\$) |          |
|----------------------------------|---------------------------|-----------|----------------------------------------------------|----------|
|                                  | 2021                      | 2022*     | 2021                                               | 2022*    |
| (1)                              | (2)                       | (3)       | (4)                                                | (5)      |
| Paraguay                         | 0,00                      | 10 735,00 | 0,00                                               | 6 696,09 |
| Bangladesh                       | 2 649,12                  | 3 569,07  | 2 081,95                                           | 3 440,54 |
| Belanda                          | 67,23                     | 659,02    | 421,98                                             | 3 391,46 |
| Selandia Baru                    | 4 068,05                  | 3 833,74  | 3 183,85                                           | 3 160,50 |
| Italia                           | 497,27                    | 383,45    | 4 342,92                                           | 3 138,28 |
| Philipina                        | 1 155,76                  | 929,77    | 3 094,04                                           | 2 164,89 |
| Pakistan                         | 3 187,89                  | 1 105,03  | 3 219,01                                           | 2 145,65 |
| Tunisia                          | 518,00                    | 333,00    | 2 960,00                                           | 1 985,05 |
| Austria                          | 0,98                      | 137,35    | 34,67                                              | 1 937,58 |
| Laos                             | 0,00                      | 2 700,00  | 0,00                                               | 1 917,00 |
| Hongkong                         | 34,82                     | 1 175,82  | 393,14                                             | 1 687,61 |
| Jordan                           | 87,84                     | 11 126,72 | 148,32                                             | 1 549,68 |
| Turki                            | 84,70                     | 1 845,69  | 333,48                                             | 1 506,38 |
| Denmark                          | 63,35                     | 373,97    | 262,48                                             | 1 475,69 |
| Saudi Arabia                     | 98 015,99                 | 2 963,00  | 53 372,35                                          | 1 291,01 |
| Belgia                           | 2 132,45                  | 576,65    | 1 177,85                                           | 1 100,77 |
| Greenland                        | 40,99                     | 247,31    | 139,90                                             | 919,37   |
| Chili                            | 494,59                    | 369,20    | 703,27                                             | 825,57   |
| Bahrain                          | 111,00                    | 111,00    | 548,87                                             | 663,70   |
| Indonesia                        | 42,40                     | 220,16    | 244,64                                             | 617,01   |
| Perancis                         | 235,09                    | 222,83    | 618,06                                             | 509,22   |
| Spanyol                          | 176,95                    | 58,77     | 635,19                                             | 432,55   |
| Swiss                            | 23,52                     | 11,38     | 1 423,96                                           | 324,33   |
| Inggris                          | 145,23                    | 26,08     | 1 208,18                                           | 315,01   |
| Finlandia                        | 47,28                     | 29,45     | 320,31                                             | 228,26   |

Lanjutan Tabel/Continued Table 12.2.1

| Negara Asal<br>Country of Origin | Volume<br>Volume<br>(ton) |        | Nilai CIF (Ribu US\$)<br>CIF Value (Thousand US\$) |        |
|----------------------------------|---------------------------|--------|----------------------------------------------------|--------|
|                                  | 2021                      | 2022*  | 2021                                               | 2022*  |
| (1)                              | (2)                       | (3)    | (4)                                                | (5)    |
| Kenya                            | 2,00                      | 11,75  | 35,34                                              | 207,42 |
| Mauritius                        | 478,79                    | 106,35 | 728,42                                             | 169,10 |
| Antigua & Barbuda                | 72,10                     | 72,06  | 121,86                                             | 148,91 |
| Maladewa                         | 209,00                    | 76,00  | 234,75                                             | 100,61 |
| Latvia                           | 22,00                     | 22,00  | 23,58                                              | 37,62  |
| Polandia                         | 5,51                      | 0,25   | 32,30                                              | 29,69  |
| Hungaria                         | 0,44                      | 0,05   | 2,31                                               | 9,93   |
| Meksiko                          | 6,46                      | 0,34   | 24,58                                              | 9,59   |
| Swedia                           | 38,81                     | 0,18   | 352,23                                             | 3,92   |
| Myanmar                          | 0,00                      | 0,32   | 0,00                                               | 3,07   |
| Bulgaria                         | 0,00                      | 0,07   | 0,00                                               | 2,67   |
| Iceland                          | 0,00                      | 0,01   | 0,00                                               | 2,44   |
| Israel                           | 0,08                      | 0,01   | 2,87                                               | 1,44   |
| French Southern Territories      | 0,00                      | 0,00   | 0,00                                               | 0,72   |
| Uni Emirat Arab                  | 166,19                    | 0,11   | 553,93                                             | 0,29   |
| Rep Ceko                         | 1,44                      | 0,00   | 5,85                                               | 0,16   |
| Rumania                          | 1,08                      | 0,00   | 12,04                                              | 0,00   |
| Slovenia                         | 0,56                      | 0,00   | 1,85                                               | 0,00   |
| Kuwait                           | 0,76                      | 0,00   | 2,92                                               | 0,00   |
| Aljazair                         | 78 052,05                 | 0,00   | 40 470,93                                          | 0,00   |
| American Samoa                   | 15,95                     | 0,00   | 65,81                                              | 0,00   |
| Uruguay                          | 25,00                     | 0,00   | 59,38                                              | 0,00   |
| Seychelles                       | 60,00                     | 0,00   | 72,90                                              | 0,00   |
| Portugal                         | 0,39                      | 0,00   | 1,50                                               | 0,00   |
| Kazakhstan                       | 0,49                      | 0,00   | 1,82                                               | 0,00   |

Lanjutan Tabel/Continued Table 12.2.1

| Negara Asal<br>Country of Origin | Volume<br>Volume<br>(ton) |                     | Nilai CIF (Ribu US\$)<br>CIF Value (Thousand US\$) |                     |
|----------------------------------|---------------------------|---------------------|----------------------------------------------------|---------------------|
|                                  | 2021                      | 2022*               | 2021                                               | 2022*               |
| (1)                              | (2)                       | (3)                 | (4)                                                | (5)                 |
| Kamboja                          | 4,55                      | 0,00                | 16,12                                              | 0,00                |
| Slovakia                         | 119,50                    | 0,00                | 216,54                                             | 0,00                |
| Afrika Selatan                   | 0,35                      | 0,00                | 1,35                                               | 0,00                |
| Maroko                           | 0,14                      | 0,00                | 0,20                                               | 0,00                |
| Irlandia                         | 0,19                      | 0,00                | 2,89                                               | 0,00                |
| Srilanka                         | 96,03                     | 0,00                | 2 672,57                                           | 0,00                |
| Colombia                         | 0,15                      | 0,00                | 5,48                                               | 0,00                |
| <b>Jumlah/Total</b>              | <b>3 849 345,78</b>       | <b>3 532 048,25</b> | <b>2 217 027,64</b>                                | <b>2 534 076,66</b> |

Sumber/Source: Dokumen PEB/ kantor POS, catatan instansi, survei perdagangan lintas batas laut/ PEB/POS office documents, agency records, cross-sea trade surveys

**Tabel**  
**Table** 12.2.2

**Volume dan Nilai Impor Provinsi Lampung Menurut Pelabuhan Bongkar, 2021 dan 2022**  
**Volume and Value of Import in Lampung Province by Unloading Port, 2021 and 2022**

| Pelabuhan Bongkar<br>Unloading Port | Volume<br>Volume<br>(ton) |                     | Nilai CIF<br>CIF Value<br>(US \$) |                     |
|-------------------------------------|---------------------------|---------------------|-----------------------------------|---------------------|
|                                     | 2021                      | 2022 <sup>x</sup>   | 2021                              | 2022 <sup>x</sup>   |
| (1)                                 | (2)                       | (3)                 | (4)                               | (5)                 |
| SEMANGKA BAY, KOTA AGUNG            | 1 674 717,56              | 1 558 633,99        | 807 602,18                        | 1 094 298,83        |
| TARAHAN                             | 0,00                      | 10 109,00           | 0,00                              | 13 000,00           |
| KOTA AGUNG                          | 108 053,00                | 0,00                | 33 000,00                         | 0,00                |
| PANJANG                             | 2 064 085,67              | 1 958 947,87        | 1 365 956,74                      | 1 411 431,20        |
| BRANTI (U)                          | 0,00                      | 2,57                | 0,00                              | 244,53              |
| BRANTI (U)                          | 2 489,56                  | 4 354,83            | 10 468,71                         | 15 102,11           |
| <b>Jumlah/Total</b>                 | <b>3 849 345,78</b>       | <b>3 532 048,25</b> | <b>2 217 027,64</b>               | <b>2 534 076,66</b> |

Sumber/Source: Dokumen PEB/ kantor POS, catatan instansi, survei perdagangan lintas batas laut/ PEB/POS office documents, agency records, cross-sea trade surveys



# SISTEM NERACA REGIONAL

## SYSTEM OF REGIONAL ACCOUNT

# BAB 13

Chapter 13



Tahun 2022

## Laju Pertumbuhan Ekonomi Provinsi Lampung

# 4,28%

(y-o-y, dibandingkan tahun 2021)

Lampung Province's economic grew 4.28% (y-o-y) in 2022

# PERTUMBUHAN EKONOMI LAMPUNG

Lampung's Economy Growth In 2022

4 Sektor Lapangan Usaha Provinsi Lampung yang memiliki pertumbuhan tertinggi (y-on-y)



↑ 19,87%

Transportasi Dan Pergudangan



↑ 9,47%

Jasa Lainnya



↑ 11,97%

Penyediaan Akomodasi Dan Makan Minum



↑ 8,77%

Jasa Perusahaan

4 Economy Sector in Lampung Province that have the highest growth are: Transportation and Storage, Accommodation and Food Service Activities Other Services and Business Activities than last year

Pertumbuhan Ekonomi Provinsi Lampung Menurut Pengeluaran ialah:

↑ 4,93%

Pengeluaran Rumah Tangga

↑ 5,64%

Pengeluaran Konsumsi LNPR

↓ -4,51%

Pengeluaran Pemerintah

↑ 3,87%

Pembentukan Modal Tetap Domestik Bruto

↑ 14,75%

Net Export

Lampung Province Economy Growth based on Expenditure are: Household Consumption, NPISH Consumption, Gross Fixed Consumption Formation and Net Export than last year. Otherwise Government Expenditure had contraction growth than last year

**PENJELASAN TEKNIS****TECHNICAL NOTES**

1. Penghitungan statistik neraca nasional mengikuti buku petunjuk yang diterbitkan oleh Perserikatan Bangsa Bangsa (PBB) dikenal sebagai Sistem Neraca Nasional (SNN). SNN adalah rekomendasi internasional tentang bagaimana menyusun ukuran aktivitas ekonomi yang sesuai dengan standar neraca baku yang didasarkan pada prinsip-prinsip ekonomi. Rekomendasi yang dimaksud dinyatakan dalam sekumpulan konsep, definisi, klasifikasi, dan aturan neraca yang disepakati secara internasional dalam mengukur indikator tertentu seperti Produk Domestik Bruto (PDB). Salah satu bentuk adaptasi pencatatan statistik nasional adalah melakukan perubahan tahun dasar PDB Indonesia dari tahun 2000 ke 2010. Perubahan tahun dasar PDB dilakukan seiring dengan mengadopsi rekomendasi PBB yang tertuang dalam Sistem Neraca Nasional 2008 (SNA 2008).

2. Produk Domestik Bruto pada tingkat nasional serta Produk Domestik Regional Bruto (PDRB) pada tingkat regional (provinsi) menggambarkan kemampuan suatu wilayah untuk menciptakan nilai tambah pada suatu waktu tertentu. Untuk menyusun PDB maupun PDRB digunakan 2 pendekatan, yaitu lapangan

1. *The method used to estimate national accounts statistics is based on the standard guidelines formed by United Nation known as System of National Accounts (SNA). SNA is the internationally agreed standard set of recommendations on how to compile measures of economic activity in accordance with strict accounting conventions based on economic principles. The recommendations are expressed in term of a set of concepts, definitions, classifications and accounting rules that comprise the internationally agreed standard for measuring indicators such as Gross Domestic Product (GDP). One of the improvement in the national statistical system is to rebase GDP form base year 2000 to 2010 in order to capture current economic condition. It is in line with the United Nations (UN) recommendation on 2008 SNA.*

2. *The basic measure of the value added arising from economic activity is known as Gross Domestic Product at the national level and Gross Regional Domestic Product (GRDP) at the regional level (provinces/regencies/municipalities). To compile these statistics, two approaches have been used, i.e. "production approach" and "expenditure approach". The*



usaha dan pengeluaran. Keduanya menyajikan komposisi data nilai tambah dirinci menurut sumber kegiatan ekonomi dan menurut komponen penggunaannya. PDB maupun PDRB dari lapangan usaha adalah penjumlahan seluruh komponen nilai tambah bruto yang mampu diciptakan oleh sektor ekonomi atas berbagai aktivitas produksinya. Sedangkan dari sisi pengeluaran menjelaskan tentang penggunaan dari nilai tambah tersebut.

3. PDB menurut lapangan usaha mengalami perubahan klasifikasi dari 9 lapangan usaha menjadi 17 lapangan usaha. PDB menurut lapangan usaha dirinci menurut total nilai tambah dari seluruh sektor ekonomi yang mencakup lapangan usaha Pertanian, Kehutanan, dan Perikanan; Pertambangan dan Penggalian; Industri Pengolahan; Pengadaan Listrik dan Gas; Pengadaan Air, Pengelolaan Sampah, Limbah dan Daur Ulang; Konstruksi; Perdagangan Besar dan Eceran, Reparasi Mobil dan Sepeda Motor; Transportasi dan Pergudangan; Penyediaan Akomodasi dan Makan Minum; Informasi dan Komunikasi; Jasa Keuangan dan Asuransi; Real Estat; Jasa Perusahaan; Administrasi Pemerintahan, Pertahanan dan Jaminan Sosial Wajib; Jasa Pendidikan; Jasa Kesehatan dan Kegiatan Sosial; dan Jasa lainnya.

*first approach is to measure value added produced measure value added produced by various kinds of economic activities, while the second approach is to measure final uses of the country's output. In other words, GDP/GRDP is the sum of total value added produced by all economic industries (activities) and the way of using it.*

3. *GDP by industry classification changes from 9 sectors to 17 industries. GDP by industry is classified by types of economic activities such as Agriculture, Forestry and Fishing; Mining and Quarrying; Manufacturing; Electricity and Gas; Water supply, Sewerage, Waste Management and Remediation Activities; Construction; Wholesale and Retail Trade; Repair of Motor Vehicles and Motorcycles; Transportation and Storage; Accommodation and Food Service Activities; Information and Communication; Financial and Insurance Activities; Real Estate Activities; Business Activities; Public Administration; Defence and Compulsory Social Security; Education; Human Health and Social Work Activities; and Other Services Activities.*

4. PDB menurut pengeluaran mengalami perubahan klasifikasi dimana pengeluaran konsumsi Lembaga Non Profit yang Melayani Rumah Tangga (LNPR) yang sebelumnya termasuk bagian dari pengeluaran konsumsi rumah tangga menjadi komponen terpisah. Sehingga klasifikasi PDB menurut pengeluaran dirinci menjadi 7 komponen yaitu komponen pengeluaran konsumsi rumah tangga, pengeluaran konsumsi LNPR, pengeluaran konsumsi pemerintah, pembentukan modal tetap bruto, perubahan inventori, ekspor barang dan jasa, dan impor barang dan jasa.
  5. Pengeluaran konsumsi rumah tangga mencakup berbagai pengeluaran konsumsi akhir rumah tangga atas barang dan jasa untuk memenuhi kebutuhan individu ataupun kelompok secara langsung. Pengeluaran rumah tangga di sini mencakup makanan dan minuman selain restoran; pakaian, alas kaki dan jasa perawatannya; perumahan dan perlengkapan rumah tangga; kesehatan dan pendidikan; transportasi dan komunikasi; restoran dan hotel serta lainnya.
  6. Pengeluaran Konsumsi Pemerintah terdiri dari Pengeluaran Konsumsi Individu dan Pengeluaran Konsumsi Kolektif. Barang
4. *GDP by expenditure classification changes where consumption expenditure Non-profit Institutions Serving Households (NPISH) previously included as part of household consumption expenditure is taken out into separate component. So that, GDP by type of expenditures is classified into: household consumption expenditure, NPISH consumption expenditure, government consumption expenditure, gross fixed capital formation, changes in inventories, exports of goods and services, and imports of goods and services.*
  5. *Household consumption expenditures consist of expenditures incurred by households, which are used for both individual or collective needs. Household consumptions are classified into food and beverages other than restaurants; clothing, footwear, and related maintenance services; housing and household equipment; health and education; transport and communication; restaurants and hotels; and others.*
  6. *Government consumption expenditure consists of Individual Consumption Expenditure and Collective Consumption*

dan jasa individu merupakan barang dan jasa privat, dimana ciri-ciri barang privat adalah a) Scarcity, yaitu ada kelangkaan/ keterbatasan dalam jumlah; b) Excludable consumption, yaitu konsumsi suatu barang dapat dibatasi hanya pada mereka yang memenuhi persyaratan tertentu (biasanya harga); c) Rivalrous competition, yaitu konsumsi oleh satu konsumen akan mengurangi atau menghilangkan kesempatan pihak lain untuk melakukan hal serupa. Contoh barang dan jasa yang dihasilkan pemerintah dan tergolong sebagai barang dan jasa individu adalah jasa pelayanan kesehatan pemerintah di rumah sakit/puskesmas dan jasa pendidikan di sekolah/universitas negeri. Sedangkan barang dan jasa kolektif ekuivalen dengan barang publik yang memiliki ciri a) Non rivalry, yaitu penggunaan satu konsumen terhadap suatu barang tidak mengurangi kesempatan konsumen lain untuk juga mengkonsumsi barang tersebut; b) Non excludable, yaitu apabila suatu barang publik tersedia, maka tidak ada yang dapat menghalangi siapapun untuk memperoleh manfaat dari barang tersebut atau dengan kata lain setiap orang memiliki akses ke barang tersebut. Contoh barang dan jasa yang dihasilkan pemerintah dan tergolong sebagai barang dan jasa kolektif adalah jasa pertahanan

*Expenditure. Individual goods and services are private goods and services, which the characteristics of private goods is a) Scarcity, that there is a scarcity/limited in number; b) Excludable consumption, the consumption of goods can be limited only to those who meet certain requirements (usually the price); c) Rivalrous competition, ie consumption by the consumer will reduce or eliminate the chance of another party to do so. Examples of goods and services produced by government and classified as goods and services of individuals is the government health services in hospitals/health centers and education services in schools/universities. Collective goods and services equivalent to public goods characterized by a) Non-rivalry, namely the use of a consumer for an item does not reduce the chance of another consumer to also consume goods; b) Non-excludable, i.e. when a public good available, then nothing can hinder anyone to benefit from the goods or in other words everyone has access to the goods. Examples of goods and services produced by government and classified as collective goods and services is carried military defense services and the police's security.*

yang dilakukan TNI dan keamanan yang dilakukan kepolisian.

7. Pembentukan Modal Tetap Bruto (PMTB) mencakup pengadaan, pembuatan, dan pembelian barang modal. Barang modal dimaksud adalah barang-barang yang digunakan untuk proses produksi, tahan lama atau yang mempunyai umur pemakaian lebih dari satu tahun seperti bangunan, mesin-mesin dan alat angkutan. Termasuk pula di sini perbaikan besar (berat) yang sifatnya memperpanjang umur atau mengubah bentuk atau kapasitas barang modal tersebut. Pengeluaran barang modal untuk keperluan militer juga dicakup sebagai PMTB. Klasifikasi komponen PMTB dibagi menjadi 6 sub komponen yaitu Konstruksi; Mesin dan Peralatan; Kendaraan; Peralatan Lainnya; Cultivated Biological Resources (CBR) dan Produk Kekayaan Intelektual.
  8. Ekspor barang dan jasa merupakan transaksi perdagangan barang dan jasa dari penduduk (residen) ke bukan penduduk (nonresiden). Impor barang dan jasa adalah transaksi perdagangan dari bukan penduduk ke penduduk. Ekspor atau impor barang terjadi pada saat terjadi perubahan hak kepemilikan barang antara penduduk dengan bukan penduduk (dengan atau tanpa perpindahan fisik barang
7. *Gross Fixed Capital Formation (GFCF) includes procurement, manufacture, and the purchase of capital goods. Capital goods are goods which are used for the production process, durable or have a service life of more than one year such as buildings, machinery, and transportation equipment. Including here: huge improvement that are to extend the life or changing the shape or the capacity of the capital goods. Capital expenditures for military purposes are also covered as GFCF. GFCF component are classified into six sub-components: Construction; Machinery and Equipment; vehicle; Other equipment; Cultivated Biological Resources (CBR) and Intellectual Property Product.*
  8. *Exports of goods and services consist of transactions of goods and services from residents to non-residents. Imports of goods and services consist of transaction of goods and services from non-residents to residents. Exports and imports of goods occur when there are changes in ownership of goods between residents and non-residents (with or without physical movements of goods across*

tersebut). Pada PDB dengan tahun dasar 2010, ekspor dan impor barang dirinci menjadi nonmigas dan migas.

9. Produk Domestik Bruto maupun agregat turunannya disajikan dalam 2 (dua) versi penilaian, yaitu atas dasar "harga berlaku" dan atas dasar "harga konstan". Disebut sebagai harga berlaku karena seluruh agregat dinilai dengan menggunakan harga pada tahun berjalan, sedangkan harga konstan penilaiannya didasarkan kepada harga satu tahun dasar tertentu, dalam publikasi ini digunakan harga tahun 2010.
10. Laju pertumbuhan Produk Domestik Bruto diperoleh dari perhitungan PDB atas dasar harga konstan. Diperoleh dengan cara mengurangi nilai PDB pada tahun ke-n terhadap nilai pada tahun ke n-1 (tahun sebelumnya), dibagi dengan nilai pada tahun ke n-1, dikalikan dengan 100 persen. Laju pertumbuhan menunjukkan perkembangan agregat pendapatan dari satu waktu tertentu terhadap waktu sebelumnya.

*frontiers). On the GDP at 2010 basic year, exports and imports of goods specified into non oil and gas and oil and gas.*

9. *GDP and its aggregations are presented in two forms: at current market prices and at constant base year market prices. In presenting current market prices, all aggregates are valued at current market prices, while base year constant market prices are shown by valuing all aggregates at fixed base year prices. Year of 2010 is used as the base year in this publication.*
10. *Growth rate of Gross Domestic Product is derived from GDP at constant market prices. It is obtained by subtracting the value of GDP year n with the value of GDP year n-1, divided by the value of GDP year n-1 then multiplied by 100 percent. The growth rate of GDP explains the income growth during the given period.*

**ULASAN****DESCRIPTION**

Perekonomian Lampung tahun 2022 mengalami pertumbuhan sebesar 4,28 persen. Laju pertumbuhan tertinggi adalah kategori Jasa Lainnya sebesar 25,45 persen, sedangkan laju pertumbuhan terendah adalah kategori Pengadaan Listrik dan Gas -3,88 persen.

Sektor Pertanian, Kehutanan, dan Perikanan merupakan sektor yang memiliki kontribusi paling besar terhadap PDRB Provinsi Lampung tahun 2022 dengan share mencapai 27,90 persen, menurun dibandingkan tahun 2021 yang mencapai 28,36 persen. Disusul oleh sektor Industri Pengolahan sebesar 18,55 persen dan sektor Perdagangan Besar dan Eceran, Reparasi Mobil dan Sepeda Motor sebesar 13,20 persen. Sementara itu, sektor-sektor yang mengalami peningkatan dari tahun sebelumnya antara lain sektor Pertambangan dan Penggalian, sektor Transportasi dan Pergudangan; sektor Penyediaan Akomodasi dan Makan; sektor Jasa Perusahaan; dan Jasa Lainnya.

PDRB perkapita sering menjadi acuan untuk mengukur tingkat kesejahteraan penduduk. Semakin tinggi PDRB perkapita suatu daerah, semakin baik tingkat perekonomian daerah tersebut walaupun ukuran ini belum mencakup faktor kesenjangan pendapatan antar penduduk. Meskipun masih terdapat keterbatasan, indikator ini sudah cukup memadai untuk mengetahui tingkat

*Lampung's economy in 2022 grew by 4.28 percent. The highest growth rate was Other Services sector with 25.45 percent, while the lowest growth rate was Electricity and Gas category of -3.88 percent.*

*The Agriculture, Forestry, and Fishing sector that has the greatest contribution to the GRDP of Lampung Province in 2022 with share reached 27.90 percent, decreased from the previous year amounting to 28.36 percent. Second place by Manufacturing Industry of 18.55 percent, and Wholesale and Retail Trade, Repair of Motor Vehicles and Motorcycles of 13.20 percent. While, the sector have increased contribution in 2021 are Mining and Quarrying sector; Transportation and Warehousing sector; Provision of Accommodation and Meals sector; Corporate Services sector; and Other Services.*

*The GRDP per capita is often a reference to measure the level of welfare of the population. The higher the GRDP per capita of an area, the better the level of the local economy although this measure does not include income inequality factor. Although there are limitations, this indicator is sufficient to determine the level of the economy of a region in the macro level, at least as a reference*

perekonomian suatu daerah dalam lingkup makro, paling tidak sebagai acuan memantau kemampuan daerah dalam menghasilkan produk domestik barang dan jasa.

PDRB perkapita atas dasar harga berlaku Provinsi Lampung 2022 sebesar Rp45,13 juta mengalami kenaikan dari tahun sebelumnya yang sebesar Rp40,87 juta atau naik sebesar 10,41 persen.

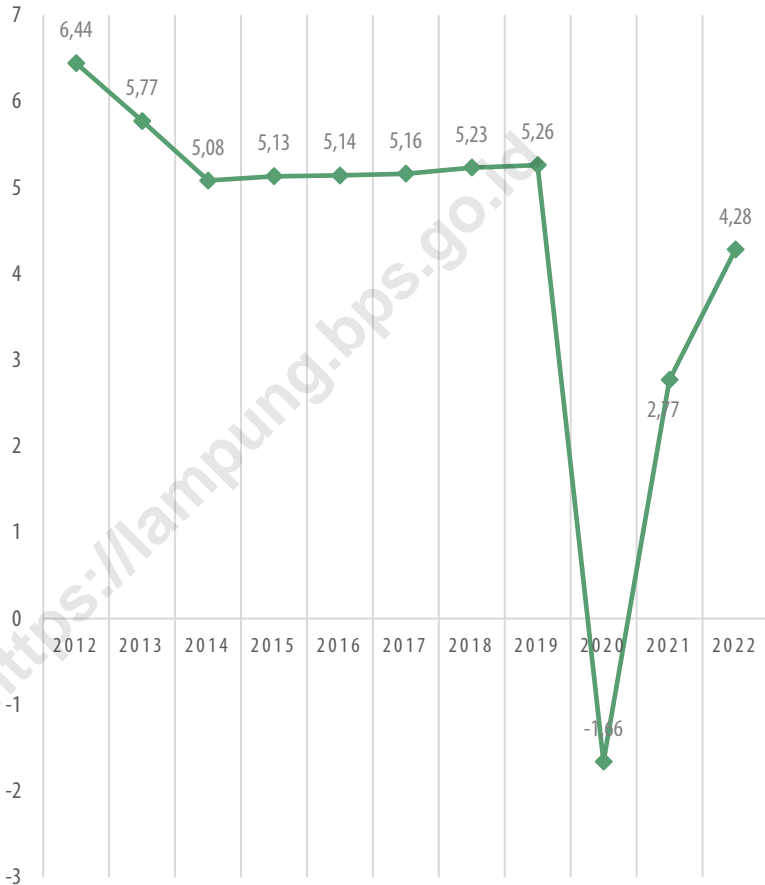
*to observe regional capabilities in producing domestic goods and services.*

*In 2022, the GRDP per capita at current prices of Lampung Province at 45.13 million rupiahs increased compared to the previous year which amounted to 40.87 million rupiahs, up to 10.41 percent.*

<https://lampung.bps.go.id>

**Gambar** 13.1  
**Figures**

**Laju Pertumbuhan Produk Domestik Regional Bruto Atas Dasar Harga Konstan 2010 di Provinsi Lampung (persen), 2011–2022**  
**Growth Rate of Gross Regional Domestic Product at 2010 Constant Market Prices in Lampung Province (percent), 2011–2022**



Catatan/Note: 2020 = Angka sementara / Preliminary figures

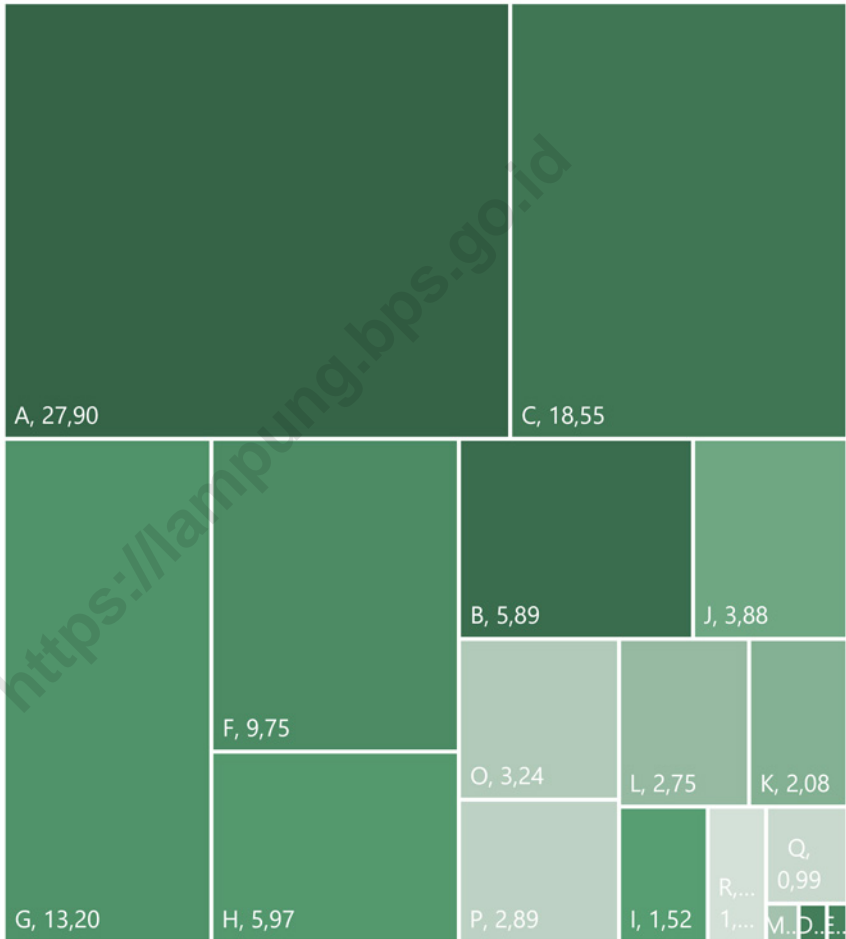
2021 = Angka sangat sementara / Very preliminary figures

Sumber/Source: BPS, berbagai sensus, survei dan sumber lain/BPS-Statistics Indonesia, various census, survey, and other sources



**Gambar** 13.2  
**Figures**

**Distribusi Persentase Produk Domestik Regional Bruto<sup>xx</sup> Atas Dasar Harga Berlaku Menurut Lapangan Usaha di Provinsi Lampung, 2022**  
**Percentage Distribution of Gross Regional Domestic Product at Current Market Prices by Industry in Lampung Province, 2022**



Sumber/Source: BPS, berbagai sensus, survei dan sumber lain/BPS-Statistics Indonesia, various census, survey, and other sources

### 13.1 PRODUK DOMESTIK REGIONAL BRUTO PROVINSI PROVINCIAL GROSS REGIONAL DOMESTIC PRODUCT

**Tabel** 13.1.1 **Produk Domestik Regional Bruto Atas Dasar Harga Berlaku Menurut Lapangan Usaha di Provinsi Lampung (miliar rupiah), 2018–2022**  
*Gross Regional Domestic Product at Current Market Prices by Industry in Lampung Province (billion rupiahs), 2018–2022*

| Lapangan Usaha/Industry |                                                                                                                        | 2018      | 2019       | 2020       | 2021 <sup>x</sup> | 2022 <sup>xx</sup> |
|-------------------------|------------------------------------------------------------------------------------------------------------------------|-----------|------------|------------|-------------------|--------------------|
| (1)                     |                                                                                                                        | (2)       | (3)        | (4)        | (5)               | (6)                |
| A                       | Pertanian, Kehutanan, dan Perikanan/ <i>Agriculture, Forestry, and Fishing</i>                                         | 99 405,83 | 102 702,72 | 104 967,38 | 105 267,64        | 115 542,35         |
| 1                       | Pertanian, Peternakan, Perburuan, dan Jasa Pertanian/ <i>Agriculture, Livestock, Hunting, and Agriculture Services</i> | 79 247,21 | 81 620,67  | 83 653,67  | 83 615,26         | 93 724,52          |
| a.                      | Tanaman Pangan/ <i>Food Crops</i>                                                                                      | 36 910,93 | 36 398,20  | 38 399,86  | 34 823,92         | 37 390,03          |
| b.                      | Tanaman Hortikultura/ <i>Horticultural Crops</i>                                                                       | 5 702,33  | 5 864,27   | 5 163,45   | 5 396,22          | 5 766,01           |
| c.                      | Tanaman Perkebunan/ <i>Plantation Crops</i>                                                                            | 19 949,61 | 21 054,62  | 21 518,31  | 23 457,38         | 27 966,33          |
| d.                      | Peternakan/ <i>Livestock</i>                                                                                           | 14 164,75 | 15 696,02  | 15 823,58  | 17 149,42         | 19 554,99          |
| e.                      | Jasa Pertanian dan Perburuan/ <i>Agriculture Services and Hunting</i>                                                  | 2 519,58  | 2 607,56   | 2 748,47   | 2 788,33          | 3 047,16           |
| 2                       | Kehutanan dan Penebangan Kayu/ <i>Forestry and Logging</i>                                                             | 1 501,85  | 1 540,66   | 1 030,78   | 553,94            | 322,99             |
| 3                       | Perikanan/ <i>Fishing</i>                                                                                              | 18 656,77 | 19 541,39  | 20 282,93  | 21 098,44         | 21 494,84          |
| B                       | Pertambangan dan Penggalian/ <i>Mining and Quarrying</i>                                                               | 19 089,01 | 19 810,27  | 17 702,49  | 20 769,87         | 24 400,47          |
| 1                       | Pertambangan Minyak, Gas, dan Panas Bumi/ <i>Crude Petroleum, Natural Gas, and Geothermal</i>                          | 9 451,66  | 9 541,96   | 6 880,89   | 10 391,25         | 13 456,29          |

Lanjutan Tabel/Continued Table 13.1.1

| Lapangan Usaha/Industry |                                                                                                                    | 2018      | 2019      | 2020      | 2021 <sup>x</sup> | 2022 <sup>x</sup> |
|-------------------------|--------------------------------------------------------------------------------------------------------------------|-----------|-----------|-----------|-------------------|-------------------|
| (1)                     |                                                                                                                    | (2)       | (3)       | (4)       | (5)               | (6)               |
| 2                       | Pertambangan Batubara dan Lignit/ <i>Coal and Lignite Mining</i>                                                   | –         | –         | –         | –                 | –                 |
| 3                       | Pertambangan Bijih Logam/ <i>Iron Ore Mining</i>                                                                   | 186,47    | 205,82    | 236,92    | 250,88            | 245,44            |
| 4                       | Pertambangan dan Penggalian Lainnya/ <i>Other Mining and Quarrying</i>                                             | 9 450,89  | 10 062,49 | 10 584,69 | 10 127,74         | 10 698,74         |
| C                       | Industri Pengolahan/ <i>Manufacturing</i>                                                                          | 64 830,74 | 71 329,30 | 68 698,37 | 73 109,28         | 76 811,30         |
| 1                       | Industri Batubara dan Pengilangan Migas/ <i>Manufacture of Coal and Refined Petroleum Products</i>                 | 18,78     | 19,29     | 17,56     | 17,66             | 30,95             |
| 2                       | Industri Makanan dan Minuman/ <i>Manufacture of Food Products and Beverages</i>                                    | 50 418,00 | 57 886,50 | 56 234,36 | 60 074,61         | 63 252,75         |
| 3                       | Industri Pengolahan Tembakau/ <i>Manufacture of Tobacco Products</i>                                               | 36,26     | 38,38     | 33,21     | 29,38             | 28,04             |
| 4                       | Industri Tekstil dan Pakaian Jadi/ <i>Manufacture of Textiles and Wearing Apparel</i>                              | 36,13     | 41,53     | 35,68     | 38,16             | 34,29             |
| 5                       | Industri Kulit, Barang dari Kulit, dan Alas Kaki/ <i>Manufacture of Leather and Related Products, and Footwear</i> | –         | –         | –         | –                 | –                 |

Lanjutan Tabel/*Continued Table* 13.1.1

| Lapangan Usaha/ <i>Industry</i> |                                                                                                                                                                                                         | 2018     | 2019     | 2020     | 2021 <sup>x</sup> | 2022 <sup>x</sup> |
|---------------------------------|---------------------------------------------------------------------------------------------------------------------------------------------------------------------------------------------------------|----------|----------|----------|-------------------|-------------------|
| (1)                             | (2)                                                                                                                                                                                                     | (3)      | (4)      | (5)      | (6)               |                   |
| 6                               | Industri Kayu, Barang dari Kayu dan Gabus; dan Barang Anyaman dari Bambu, Rotan, dan Sejenisnya/ <i>Manufacture of Wood and Products of Wood and Cork; and Articles of Straw and Plaiting Materials</i> | 618,09   | 651,88   | 502,38   | 382,70            | 194,19            |
| 7                               | Industri Kertas dan Barang dari Kertas; Percetakan dan Reproduksi Media Rekaman/ <i>Manufacture of Paper and Paper Products; Printing and Reproduction of Recorded Media</i>                            | 495,57   | 520,81   | 494,86   | 543,47            | 714,89            |
| 8                               | Industri Kimia, Farmasi, dan Obat Tradisional/ <i>Manufacture of Chemicals, Pharmaceuticals, and Botanical Products</i>                                                                                 | 3 352,20 | 3 013,99 | 2 853,41 | 3 106,07          | 3 261,95          |
| 9                               | Industri Karet; Barang dari Karet dan Plastik/ <i>Manufacture of Rubber; Rubber Products and Plastics Products</i>                                                                                      | 5 531,19 | 5 451,45 | 5 190,55 | 5 317,74          | 5 496,09          |
| 10                              | Industri Barang Galian bukan Logam/ <i>Manufacture of Other Non-Metallic Mineral Products</i>                                                                                                           | 1 990,17 | 1 275,72 | 1 168,34 | 1 207,50          | 1 189,91          |

Lanjutan Tabel/Continued Table 13.1.1

| Lapangan Usaha/Industry |                                                                                                                                                                                                                                     | 2018     | 2019     | 2020     | 2021 <sup>x</sup> | 2022 <sup>x</sup> |
|-------------------------|-------------------------------------------------------------------------------------------------------------------------------------------------------------------------------------------------------------------------------------|----------|----------|----------|-------------------|-------------------|
| (1)                     | (2)                                                                                                                                                                                                                                 | (3)      | (4)      | (5)      | (6)               |                   |
| 11                      | Industri Logam Dasar/<br><i>Manufacture of Basic Metals</i>                                                                                                                                                                         | 196,45   | 213,93   | 221,51   | 222,88            | 240,28            |
| 12                      | Industri Barang Logam;<br>Komputer, Barang<br>Elektronik, Optik;<br>dan Peralatan Listrik/<br><i>Manufacture of Fabricated<br/>Metal Products; Electronic,<br/>Computer, and Optical<br/>Products; and Electrical<br/>Equipment</i> | 438,14   | 444,77   | 385,66   | 394,10            | 372,09            |
| 13                      | Industri Mesin dan<br>Perlengkapan/ <i>Manufacture<br/>of Machinery and Equipment</i>                                                                                                                                               | 1 253,02 | 1 290,96 | 1 128,42 | 1 344,88          | 1 553,46          |
| 14                      | Industri Alat Angkutan/<br><i>Manufacture of Transport<br/>Equipment</i>                                                                                                                                                            | 172,40   | 177,10   | 163,04   | 178,11            | 200,59            |
| 15                      | Industri Furnitur/<br><i>Manufacture of Furniture</i>                                                                                                                                                                               | 195,38   | 220,38   | 190,38   | 172,78            | 158,35            |
| 16                      | Industri Pengolahan<br>Lainnya; Jasa Reparasi<br>dan Pemasangan Mesin<br>dan Peralatan/ <i>Other<br/>Manufacturing; Repair and<br/>Installation of Machinery<br/>and Equipment</i>                                                  | 78,96    | 82,61    | 79,00    | 79,25             | 83,48             |
| D                       | Pengadaan Listrik dan Gas/<br><i>Electricity and Gas</i>                                                                                                                                                                            | 521,80   | 579,22   | 568,54   | 519,13            | 559,48            |
| 1                       | Ketenagalistrikan/ <i>Electricity</i>                                                                                                                                                                                               | 281,54   | 308,50   | 337,96   | 366,63            | 387,49            |

Lanjutan Tabel/*Continued Table* 13.1.1

| <b>Lapangan Usaha/Industry</b>                                                                                                               | <b>2018</b> | <b>2019</b> | <b>2020</b> | <b>2021<sup>x</sup></b> | <b>2022<sup>x</sup></b> |
|----------------------------------------------------------------------------------------------------------------------------------------------|-------------|-------------|-------------|-------------------------|-------------------------|
| (1)                                                                                                                                          | (2)         | (3)         | (4)         | (5)                     | (6)                     |
| 2 Pengadaan Gas dan Produksi Es/ <i>Manufacture of Gas and Production of Ice</i>                                                             | 240,26      | 270,72      | 230,58      | 152,50                  | 171,99                  |
| E Pengadaan Air; Pengelolaan Sampah, Limbah, dan Daur Ulang/ <i>Water Supply; Sewerage, Waste Management, and Remediation Activities</i>     | 344,99      | 364,14      | 383,70      | 414,78                  | 434,80                  |
| F Konstruksi/ <i>Construction</i>                                                                                                            | 31 511,09   | 33 980,71   | 33 166,65   | 36 765,26               | 40 370,42               |
| G Perdagangan Besar dan Eceran; Reparasi Mobil dan Sepeda Motor/ <i>Wholesale and Retail Trade; Repair of Motor Vehicles and Motorcycles</i> | 37 111,24   | 41 355,19   | 39 468,10   | 43 438,93               | 54 680,67               |
| 1 Perdagangan Mobil, Sepeda Motor dan Reparasinya/ <i>Wholesale and Retail Trade and Repair of Motor Vehicles and Motorcycles</i>            | 9 757,08    | 10 790,11   | 7 548,74    | 10 333,00               | 10 953,62               |
| 2 Perdagangan Besar dan Eceran, Bukan Mobil dan Sepeda Motor/ <i>Wholesale and Retail Trade Except of Motor Vehicles and Motorcycles</i>     | 27 354,17   | 30 565,08   | 31 919,35   | 33 105,93               | 43 727,05               |
| H Transportasi dan Pergudangan/ <i>Transportation and Storage</i>                                                                            | 17 223,85   | 18 707,28   | 17 730,57   | 18 373,74               | 24 724,21               |
| 1 Angkutan Rel/ <i>Railways Transport</i>                                                                                                    | 500,93      | 528,03      | 389,39      | 378,91                  | 476,21                  |

Lanjutan Tabel/Continued Table 13.1.1

| Lapangan Usaha/Industry |                                                                                                                                | 2018      | 2019      | 2020      | 2021 <sup>x</sup> | 2022 <sup>x</sup> |
|-------------------------|--------------------------------------------------------------------------------------------------------------------------------|-----------|-----------|-----------|-------------------|-------------------|
| (1)                     |                                                                                                                                | (2)       | (3)       | (4)       | (5)               | (6)               |
| 2                       | Angkutan Darat/Land Transport                                                                                                  | 13 523,51 | 14 779,25 | 14 435,01 | 15 009,54         | 20 502,36         |
| 3                       | Angkutan Laut/Sea Transport                                                                                                    | 819,58    | 855,12    | 840,12    | 941,23            | 1 111,43          |
| 4                       | Angkutan Sungai, Danau, dan Penyeberangan/River, Lake, and Ferry Transport                                                     | 848,34    | 893,59    | 907,30    | 943,23            | 1 082,30          |
| 5                       | Angkutan Udara/Air Transport                                                                                                   | 663,05    | 708,98    | 207,78    | 81,33             | 185,26            |
| 6                       | Pergudangan dan Jasa Penunjang Angkutan; Pos dan Kurir/Warehousing and Support Services for Transportation; Postal and Courier | 868,44    | 942,30    | 950,96    | 1 019,50          | 1 366,65          |
| I                       | Penyediaan Akomodasi dan Makan Minum/Accommodation and Food Service Activities                                                 | 5 247,60  | 5 805,59  | 5 534,14  | 5 480,92          | 6 291,25          |
| 1                       | Penyediaan Akomodasi/Accommodation                                                                                             | 138,06    | 151,53    | 137,27    | 135,19            | 180,31            |
| 2                       | Penyediaan Makan Minum/Food and Beverage Service Activities                                                                    | 5 109,53  | 5 654,05  | 5 396,87  | 5 345,73          | 6 110,94          |
| J                       | Informasi dan Komunikasi/Information and Communication                                                                         | 13 074,28 | 14 219,55 | 15 272,83 | 15 875,73         | 16 051,27         |
| K                       | Jasa Keuangan dan Asuransi/Financial and Insurance Activities                                                                  | 7 135,06  | 7 463,43  | 7 729,49  | 8 245,88          | 8 610,98          |
| 1                       | Jasa Perantara Keuangan/Financial Intermediary Services                                                                        | 5 451,12  | 5 616,23  | 5 865,45  | 6 467,87          | 6 772,94          |

Lanjutan Tabel/*Continued Table* 13.1.1

| Lapangan Usaha/ <i>Industry</i>                                                      |                                                                                                                                                     | 2018              | 2019              | 2020              | 2021 <sup>x</sup> | 2022 <sup>x</sup> |
|--------------------------------------------------------------------------------------|-----------------------------------------------------------------------------------------------------------------------------------------------------|-------------------|-------------------|-------------------|-------------------|-------------------|
| (1)                                                                                  |                                                                                                                                                     | (2)               | (3)               | (4)               | (5)               | (6)               |
| 2                                                                                    | Asuransi dan Dana Pensiun/<br><i>Insurance and Pension Fund</i>                                                                                     | 613,98            | 685,50            | 666,38            | 620,90            | 658,45            |
| 3                                                                                    | Jasa Keuangan Lainnya/<br><i>Other Financial Services</i>                                                                                           | 1 065,40          | 1 156,71          | 1 192,32          | 1 151,71          | 1 173,76          |
| 4                                                                                    | Jasa Penunjang Keuangan/<br><i>Financial Supporting Service</i>                                                                                     | 4,56              | 4,99              | 5,34              | 5,40              | 5,83              |
| L                                                                                    | Real Estat/ <i>Real Estate Activities</i>                                                                                                           | 9 446,58          | 10 559,35         | 10 493,85         | 10 686,70         | 11 377,30         |
| M,N                                                                                  | Jasa Perusahaan/ <i>Business Activities</i>                                                                                                         | 499,13            | 527,31            | 529,86            | 539,13            | 657,72            |
| O                                                                                    | Administrasi Pemerintahan,<br>Pertahanan, dan Jaminan Sosial<br>Wajib/ <i>Public Administration<br/>and Defence; Compulsory Social<br/>Security</i> | 11 478,74         | 12 094,77         | 12 825,59         | 13 268,74         | 13 398,08         |
| P                                                                                    | Jasa Pendidikan/ <i>Education</i>                                                                                                                   | 9 360,85          | 10 401,94         | 10 960,44         | 11 277,40         | 11 983,51         |
| Q                                                                                    | Jasa Kesehatan dan Kegiatan<br>Sosial/ <i>Human Health and Social<br/>Work Activities</i>                                                           | 3 113,55          | 3 377,87          | 3 778,68          | 4 000,44          | 4 115,88          |
| R,S,T,U                                                                              | Jasa Lainnya/ <i>Other Services<br/>Activities</i>                                                                                                  | 3 051,73          | 3 398,20          | 3 214,40          | 3 165,31          | 4 121,72          |
| <b>Produk Domestik Regional<br/>Bruto/<i>Gross Regional<br/>Domestic Product</i></b> |                                                                                                                                                     | <b>332 446,07</b> | <b>356 676,83</b> | <b>353 025,09</b> | <b>371 198,88</b> | <b>414 131,42</b> |

Sumber/*Source*: BPS, berbagai sensus, survei dan sumber lain/*BPS-Statistics Indonesia, various census, survey, and other sources*



**Tabel**  
**Table** 13.1.2

**Produk Domestik Regional Bruto Atas Dasar Harga Konstan 2010 Menurut Lapangan Usaha di Provinsi Lampung (miliar rupiah), 2018–2022**  
**Gross Regional Domestic Product at 2010 Constant Market Prices by Industry in Lampung Province (billion rupiahs), 2018–2022**

| Lapangan Usaha/Industry |                                                                                                                        | 2018      | 2019      | 2020      | 2021 <sup>a</sup> | 2022 <sup>a</sup> |
|-------------------------|------------------------------------------------------------------------------------------------------------------------|-----------|-----------|-----------|-------------------|-------------------|
| (1)                     |                                                                                                                        | (2)       | (3)       | (4)       | (5)               | (6)               |
| A                       | Pertanian, Kehutanan, dan Perikanan/ <i>Agriculture, Forestry, and Fishing</i>                                         | 66 941,02 | 67 848,65 | 68 312,25 | 67 996,36         | 69 368,96         |
| 1                       | Pertanian, Peternakan, Perburuan, dan Jasa Pertanian/ <i>Agriculture, Livestock, Hunting, and Agriculture Services</i> | 52 801,86 | 53 416,13 | 53 862,70 | 53 670,66         | 55 896,60         |
| a.                      | Tanaman Pangan/ <i>Food Crops</i>                                                                                      | 22 273,99 | 21 728,58 | 22 722,68 | 22 287,79         | 22 852,78         |
| b.                      | Tanaman Hortikultura/ <i>Horticultural Crops</i>                                                                       | 3 963,60  | 3 939,35  | 3 408,16  | 3 473,23          | 3 590,72          |
| c.                      | Tanaman Perkebunan/ <i>Plantation Crops</i>                                                                            | 15 422,83 | 15 853,21 | 15 856,15 | 15 395,32         | 16 007,36         |
| d.                      | Peternakan/ <i>Livestock</i>                                                                                           | 9 686,26  | 10 414,10 | 10 357,19 | 10 975,42         | 11 861,54         |
| e.                      | Jasa Pertanian dan Perburuan/ <i>Agriculture Services and Hunting</i>                                                  | 1 455,17  | 1 480,88  | 1 518,52  | 1 538,90          | 1 584,20          |
| 2                       | Kehutanan dan Penebangan Kayu/ <i>Forestry and Logging</i>                                                             | 782,99    | 756,02    | 499,79    | 265,88            | 147,46            |
| 3                       | Perikanan/ <i>Fishing</i>                                                                                              | 13 356,17 | 13 676,51 | 13 949,76 | 14 059,82         | 13 324,90         |
| B                       | Pertambangan dan Penggalian/ <i>Mining and Quarrying</i>                                                               | 13 684,54 | 14 053,72 | 13 530,96 | 12 816,98         | 12 319,25         |
| 1                       | Pertambangan Minyak, Gas, dan Panas Bumi/ <i>Crude Petroleum, Natural Gas, and Geothermal</i>                          | 7 360,36  | 7 371,23  | 6 632,70  | 6 282,07          | 5 677,83          |
| 2                       | Pertambangan Batubara dan Lignit/ <i>Coal and Lignite Mining</i>                                                       | –         | –         | –         | –                 | –                 |

Lanjutan Tabel/*Continued Table* 13.1.2

| <b>Lapangan Usaha/Industry</b>                                                                                                                                                                                                    | <b>2018</b> | <b>2019</b> | <b>2020</b> | <b>2021<sup>x</sup></b> | <b>2022<sup>xx</sup></b> |
|-----------------------------------------------------------------------------------------------------------------------------------------------------------------------------------------------------------------------------------|-------------|-------------|-------------|-------------------------|--------------------------|
| (1)                                                                                                                                                                                                                               | (2)         | (3)         | (4)         | (5)                     | (6)                      |
| 3 Pertambangan Bijih Logam/<br><i>Iron Ore Mining</i>                                                                                                                                                                             | 114,92      | 119,93      | 118,83      | 122,02                  | 115,78                   |
| 4 Pertambangan dan<br>Penggalian Lainnya/ <i>Other<br/>Mining and Quarrying</i>                                                                                                                                                   | 6 209,26    | 6 562,56    | 6 779,43    | 6 412,89                | 6 525,64                 |
| C Industri Pengolahan/<br><i>Manufacturing</i>                                                                                                                                                                                    | 43 218,14   | 46 778,09   | 44 336,28   | 46 351,00               | 46 566,85                |
| 1 Industri Batubara dan<br>Pengilangan Migas/<br><i>Manufacture of Coal and<br/>Refined Petroleum Products</i>                                                                                                                    | 19,60       | 20,10       | 18,77       | 18,65                   | 18,72                    |
| 2 Industri Makanan dan<br>Minuman/ <i>Manufacture of<br/>Food Products and Beverages</i>                                                                                                                                          | 32 933,09   | 37 264,34   | 35 555,79   | 37 519,21               | 37 862,40                |
| 3 Industri Pengolahan<br>Tembakau/ <i>Manufacture of<br/>Tobacco Products</i>                                                                                                                                                     | 23,84       | 24,46       | 21,03       | 18,54                   | 17,17                    |
| 4 Industri Tekstil dan Pakaian<br>Jadi/ <i>Manufacture of Textiles<br/>and Wearing Apparel</i>                                                                                                                                    | 24,62       | 27,37       | 23,08       | 24,44                   | 21,47                    |
| 5 Industri Kulit, Barang<br>dari Kulit, dan Alas Kaki/<br><i>Manufacture of Leather<br/>and Related Products, and<br/>Footwear</i>                                                                                                | –           | –           | –           | –                       | –                        |
| 6 Industri Kayu, Barang<br>dari Kayu dan Gabus;<br>dan Barang Anyaman<br>dari Bambu, Rotan, dan<br>Sejenisnya/ <i>Manufacture of<br/>Wood and Products of Wood<br/>and Cork; and Articles of<br/>Straw and Plaiting Materials</i> | 457,64      | 481,92      | 371,31      | 279,29                  | 135,74                   |

Lanjutan Tabel/*Continued Table* 13.1.2

| Lapangan Usaha/ <i>Industry</i> |                                                                                                                                                                                                         | 2018     | 2019     | 2020     | 2021 <sup>x</sup> | 2022 <sup>xx</sup> |
|---------------------------------|---------------------------------------------------------------------------------------------------------------------------------------------------------------------------------------------------------|----------|----------|----------|-------------------|--------------------|
| (1)                             | (2)                                                                                                                                                                                                     | (3)      | (4)      | (5)      | (6)               |                    |
| 7                               | Industri Kertas dan Barang dari Kertas; Percetakan dan Reproduksi Media Rekaman/ <i>Manufacture of Paper and Paper Products; Printing and Reproduction of Recorded Media</i>                            | 349,52   | 367,27   | 346,90   | 364,20            | 435,13             |
| 8                               | Industri Kimia, Farmasi, dan Obat Tradisional/ <i>Manufacture of Chemicals, Pharmaceuticals, and Botanical Products</i>                                                                                 | 2 205,67 | 1 941,79 | 1 815,54 | 1 915,36          | 1 862,62           |
| 9                               | Industri Karet; Barang dari Karet dan Plastik/ <i>Manufacture of Rubber; Rubber Products and Plastics Products</i>                                                                                      | 4 001,32 | 3 921,26 | 3 751,24 | 3 632,86          | 3 575,53           |
| 10                              | Industri Barang Galian bukan Logam/ <i>Manufacture of Other Non-Metallic Mineral Products</i>                                                                                                           | 1 388,76 | 876,51   | 791,36   | 797,77            | 750,58             |
| 11                              | Industri Logam Dasar/ <i>Manufacture of Basic Metals</i>                                                                                                                                                | 155,18   | 165,34   | 172,70   | 170,31            | 172,23             |
| 12                              | Industri Barang Logam; Komputer, Barang Elektronik, Optik; dan Peralatan Listrik/ <i>Manufacture of Fabricated Metal Products; Electronic, Computer, and Optical Products; and Electrical Equipment</i> | 317,18   | 317,35   | 278,00   | 276,62            | 251,11             |

Lanjutan Tabel/*Continued Table* 13.1.2

| <b>Lapangan Usaha/Industry</b>                                                                                                                                   | <b>2018</b> | <b>2019</b> | <b>2020</b> | <b>2021<sup>x</sup></b> | <b>2022<sup>xx</sup></b> |
|------------------------------------------------------------------------------------------------------------------------------------------------------------------|-------------|-------------|-------------|-------------------------|--------------------------|
| (1)                                                                                                                                                              | (2)         | (3)         | (4)         | (5)                     | (6)                      |
| 13 Industri Mesin dan Perlengkapan/ <i>Manufacture of Machinery and Equipment</i>                                                                                | 1 011,40    | 1 022,31    | 881,06      | 1 028,47                | 1 154,44                 |
| 14 Industri Alat Angkutan/ <i>Manufacture of Transport Equipment</i>                                                                                             | 131,64      | 132,47      | 120,64      | 130,14                  | 143,88                   |
| 15 Industri Furnitur/ <i>Manufacture of Furniture</i>                                                                                                            | 140,95      | 156,58      | 132,87      | 119,22                  | 107,41                   |
| 16 Industri Pengolahan Lainnya; Jasa Reparasi dan Pemasangan Mesin dan Peralatan/ <i>Other Manufacturing; Repair and Installation of Machinery and Equipment</i> | 57,72       | 59,03       | 55,98       | 55,94                   | 58,40                    |
| D Pengadaan Listrik dan Gas/ <i>Electricity and Gas</i>                                                                                                          | 397,45      | 434,62      | 432,00      | 402,62                  | 427,68                   |
| 1 Ketenagalistrikan/ <i>Electricity</i>                                                                                                                          | 231,83      | 248,93      | 274,04      | 287,09                  | 300,44                   |
| 2 Pengadaan Gas dan Produksi Es/ <i>Manufacture of Gas and Production of Ice</i>                                                                                 | 165,63      | 185,69      | 157,96      | 115,53                  | 127,24                   |
| E Pengadaan Air; Pengelolaan Sampah, Limbah, dan Daur Ulang/ <i>Water Supply; Sewerage, Waste Management, and Remediation Activities</i>                         | 230,69      | 242,88      | 255,16      | 272,88                  | 283,02                   |
| F Konstruksi/ <i>Construction</i>                                                                                                                                | 22 798,26   | 24 169,12   | 23 673,61   | 25 318,79               | 26 293,06                |
| G Perdagangan Besar dan Eceran; Reparasi Mobil dan Sepeda Motor/ <i>Wholesale and Retail Trade; Repair of Motor Vehicles and Motorcycles</i>                     | 28 251,04   | 30 274,55   | 28 278,05   | 30 612,01               | 35 309,47                |

Lanjutan Tabel/Continued Table 13.1.2

| Lapangan Usaha/Industry |                                                                                                                                           | 2018      | 2019      | 2020      | 2021 <sup>x</sup> | 2022 <sup>xx</sup> |
|-------------------------|-------------------------------------------------------------------------------------------------------------------------------------------|-----------|-----------|-----------|-------------------|--------------------|
| (1)                     |                                                                                                                                           | (2)       | (3)       | (4)       | (5)               | (6)                |
| 1                       | Perdagangan Mobil, Sepeda Motor dan Reparasinya/<br><i>Wholesale and Retail Trade and Repair of Motor Vehicles and Motorcycles</i>        | 7 266,25  | 7 704,40  | 5 248,76  | 7 156,94          | 7 450,72           |
| 2                       | Perdagangan Besar dan Eceran, Bukan Mobil dan Sepeda Motor/<br><i>Wholesale and Retail Trade Except of Motor Vehicles and Motorcycles</i> | 20 984,79 | 22 570,15 | 23 029,28 | 23 455,07         | 27 858,74          |
| H                       | Transportasi dan Pergudangan/<br><i>Transportation and Storage</i>                                                                        | 11 934,70 | 12 898,54 | 12 174,67 | 12 449,35         | 14 981,52          |
| 1                       | Angkutan Rel/<br><i>Railways Transport</i>                                                                                                | 255,18    | 264,80    | 185,90    | 169,71            | 199,91             |
| 2                       | Angkutan Darat/<br><i>Land Transport</i>                                                                                                  | 9 651,89  | 10 512,08 | 10 087,06 | 10 327,37         | 12 618,37          |
| 3                       | Angkutan Laut/<br><i>Sea Transport</i>                                                                                                    | 562,40    | 585,10    | 571,85    | 639,11            | 718,04             |
| 4                       | Angkutan Sungai, Danau, dan Penyeberangan/<br><i>River, Lake, and Ferry Transport</i>                                                     | 587,12    | 616,97    | 616,27    | 621,69            | 681,35             |
| 5                       | Angkutan Udara/<br><i>Air Transport</i>                                                                                                   | 310,39    | 307,35    | 96,92     | 38,24             | 57,33              |
| 6                       | Pergudangan dan Jasa Penunjang Angkutan; Pos dan Kurir/<br><i>Warehousing and Support Services for Transportation; Postal and Courier</i> | 567,72    | 612,23    | 616,68    | 653,22            | 706,52             |

Lanjutan Tabel/*Continued Table* 13.1.2

| Lapangan Usaha/ <i>Industry</i> |                                                                                                                                       | 2018      | 2019      | 2020      | 2021*     | 2022**    |
|---------------------------------|---------------------------------------------------------------------------------------------------------------------------------------|-----------|-----------|-----------|-----------|-----------|
| (1)                             |                                                                                                                                       | (2)       | (3)       | (4)       | (5)       | (6)       |
| I                               | Penyediaan Akomodasi dan Makan Minum/ <i>Accommodation and Food Service Activities</i>                                                | 3 357,79  | 3 663,13  | 3 479,63  | 3 426,13  | 3 858,29  |
| 1                               | Penyediaan Akomodasi/ <i>Accommodation</i>                                                                                            | 105,18    | 114,60    | 104,87    | 102,90    | 135,36    |
| 2                               | Penyediaan Makan Minum/ <i>Food and Beverage Service Activities</i>                                                                   | 3 252,61  | 3 548,54  | 3 374,76  | 3 323,23  | 3 722,93  |
| J                               | Informasi dan Komunikasi/ <i>Information and Communication</i>                                                                        | 11 137,43 | 12 024,21 | 12 988,46 | 13 816,17 | 13 862,52 |
| K                               | Jasa Keuangan dan Asuransi/ <i>Financial and Insurance Activities</i>                                                                 | 4 784,08  | 4 920,37  | 5 105,27  | 5 207,37  | 5 021,15  |
| 1                               | Jasa Perantara Keuangan/ <i>Financial Intermediary Services</i>                                                                       | 3 658,17  | 3 706,10  | 3 894,77  | 4 054,53  | 3 863,39  |
| 2                               | Asuransi dan Dana Pensiun/ <i>Insurance and Pension Fund</i>                                                                          | 407,91    | 444,05    | 424,46    | 394,32    | 400,89    |
| 3                               | Jasa Keuangan Lainnya/ <i>Other Financial Services</i>                                                                                | 714,64    | 766,62    | 782,19    | 754,61    | 752,72    |
| 4                               | Jasa Penunjang Keuangan/ <i>Financial Supporting Service</i>                                                                          | 3,36      | 3,60      | 3,86      | 3,90      | 4,15      |
| L                               | Real Estat/ <i>Real Estate Activities</i>                                                                                             | 7 045,41  | 7 459,61  | 7 330,19  | 7 426,51  | 7 680,18  |
| M,N                             | Jasa Perusahaan/ <i>Business Activities</i>                                                                                           | 321,80    | 334,57    | 329,78    | 333,25    | 391,52    |
| O                               | Administrasi Pemerintahan, Pertahanan, dan Jaminan Sosial Wajib/ <i>Public Administration and Defence; Compulsory Social Security</i> | 7 120,89  | 7 461,55  | 7 829,86  | 8 127,36  | 8 024,95  |
| P                               | Jasa Pendidikan/ <i>Education</i>                                                                                                     | 6 558,42  | 7 104,74  | 7 396,83  | 7 486,89  | 7 677,55  |

Lanjutan Tabel/*Continued Table* 13.1.2

| <b>Lapangan Usaha/Industry</b>                                               |                                                                                    | <b>2018</b>       | <b>2019</b>       | <b>2020</b>       | <b>2021<sup>x</sup></b> | <b>2022<sup>xx</sup></b> |
|------------------------------------------------------------------------------|------------------------------------------------------------------------------------|-------------------|-------------------|-------------------|-------------------------|--------------------------|
| (1)                                                                          |                                                                                    | (2)               | (3)               | (4)               | (5)                     | (6)                      |
| Q                                                                            | Jasa Kesehatan dan Kegiatan Sosial/ <i>Human Health and Social Work Activities</i> | 2 249,07          | 2 402,19          | 2 664,65          | 2 768,28                | 2 765,44                 |
| R,S,T,U                                                                      | Jasa Lainnya/ <i>Other Services Activities</i>                                     | 2 135,26          | 2 307,76          | 2 201,94          | 2 154,52                | 2 702,77                 |
| <b>Produk Domestik Regional Bruto/<i>Gross Regional Domestic Product</i></b> |                                                                                    | <b>232 165,99</b> | <b>244 378,31</b> | <b>240 319,59</b> | <b>246 966,49</b>       | <b>257 534,19</b>        |

Catatan/*Note*: -Sumber/*Source*: BPS, berbagai sensus, survei dan sumber lain/*BPS-Statistics Indonesia, various census, survey, and other sources*

**Tabel**  
**Table** 13.1.3

**Distribusi Persentase Produk Domestik Regional Bruto Atas Dasar Harga Berlaku Menurut Lapangan Usaha di Provinsi Lampung, 2018–2022**  
**Percentage Distrution of Gross Regional Domestic Product at Current Market Prices by Industry in Lampung Province (percent), 2018–2022**

| Lapangan Usaha/Industry |                                                                                                                        | 2018  | 2019  | 2020  | 2021 <sup>x</sup> | 2022 <sup>xx</sup> |
|-------------------------|------------------------------------------------------------------------------------------------------------------------|-------|-------|-------|-------------------|--------------------|
| (1)                     |                                                                                                                        | (2)   | (3)   | (4)   | (5)               | (6)                |
| A                       | Pertanian, Kehutanan, dan Perikanan/ <i>Agriculture, Forestry, and Fishing</i>                                         | 29,90 | 28,79 | 29,73 | 28,36             | 27,90              |
| 1                       | Pertanian, Peternakan, Perburuan, dan Jasa Pertanian/ <i>Agriculture, Livestock, Hunting, and Agriculture Services</i> | 23,84 | 22,88 | 23,70 | 22,53             | 22,63              |
| a.                      | Tanaman Pangan/ <i>Food Crops</i>                                                                                      | 11,10 | 10,20 | 10,88 | 9,38              | 9,03               |
| b.                      | Tanaman Hortikultura/ <i>Horticultural Crops</i>                                                                       | 1,72  | 1,64  | 1,46  | 1,45              | 1,39               |
| c.                      | Tanaman Perkebunan/ <i>Plantation Crops</i>                                                                            | 6,00  | 5,90  | 6,10  | 6,32              | 6,75               |
| d.                      | Peternakan/ <i>Livestock</i>                                                                                           | 4,26  | 4,40  | 4,48  | 4,62              | 4,72               |
| e.                      | Jasa Pertanian dan Perburuan/ <i>Agriculture Services and Hunting</i>                                                  | 0,76  | 0,73  | 0,78  | 0,75              | 0,74               |
| 2                       | Kehutanan dan Penebangan Kayu/ <i>Forestry and Logging</i>                                                             | 0,45  | 0,43  | 0,29  | 0,15              | 0,08               |
| 3                       | Perikanan/ <i>Fishing</i>                                                                                              | 5,61  | 5,48  | 5,75  | 5,68              | 5,19               |
| B                       | Pertambangan dan Penggalian/ <i>Mining and Quarrying</i>                                                               | 5,74  | 5,55  | 5,01  | 5,60              | 5,89               |
| 1                       | Pertambangan Minyak, Gas, dan Panas Bumi/ <i>Crude Petroleum, Natural Gas, and Geothermal</i>                          | 2,84  | 2,68  | 1,95  | 2,80              | 3,25               |
| 2                       | Pertambangan Batubara dan Lignit/ <i>Coal and Lignite Mining</i>                                                       | ...   | ...   | ...   | ...               | ...                |



Lanjutan Tabel/*Continued Table* 13.1.3

| Lapangan Usaha/ <i>Industry</i> |                                                                                                                                                                                                                                 | 2018  | 2019  | 2020  | 2021 <sup>x</sup> | 2022 <sup>xx</sup> |
|---------------------------------|---------------------------------------------------------------------------------------------------------------------------------------------------------------------------------------------------------------------------------|-------|-------|-------|-------------------|--------------------|
| (1)                             |                                                                                                                                                                                                                                 | (2)   | (3)   | (4)   | (5)               | (6)                |
| 3                               | Pertambangan Bijih Logam/<br><i>Iron Ore Mining</i>                                                                                                                                                                             | 0,06  | 0,06  | 0,07  | 0,07              | 0,06               |
| 4                               | Pertambangan dan<br>Penggalian Lainnya/ <i>Other<br/>Mining and Quarrying</i>                                                                                                                                                   | 2,84  | 2,82  | 3,00  | 2,73              | 2,58               |
| C                               | Industri Pengolahan/<br><i>Manufacturing</i>                                                                                                                                                                                    | 19,50 | 20,00 | 19,46 | 19,70             | 18,55              |
| 1                               | Industri Batubara dan<br>Pengilangan Migas/<br><i>Manufacture of Coal and<br/>Refined Petroleum Products</i>                                                                                                                    | 0,01  | 0,01  | 0,00  | 0,00              | 0,01               |
| 2                               | Industri Makanan dan<br>Minuman/ <i>Manufacture of<br/>Food Products and Beverages</i>                                                                                                                                          | 15,17 | 16,23 | 15,93 | 16,18             | 15,27              |
| 3                               | Industri Pengolahan<br>Tembakau/ <i>Manufacture of<br/>Tobacco Products</i>                                                                                                                                                     | 0,01  | 0,01  | 0,01  | 0,01              | 0,01               |
| 4                               | Industri Tekstil dan Pakaian<br>Jadi/ <i>Manufacture of Textiles<br/>and Wearing Apparel</i>                                                                                                                                    | 0,01  | 0,01  | 0,01  | 0,01              | 0,01               |
| 5                               | Industri Kulit, Barang<br>dari Kulit, dan Alas Kaki/<br><i>Manufacture of Leather<br/>and Related Products, and<br/>Footwear</i>                                                                                                | ...   | ...   | ...   | ...               | ...                |
| 6                               | Industri Kayu, Barang<br>dari Kayu dan Gabus;<br>dan Barang Anyaman<br>dari Bambu, Rotan, dan<br>Sejenisnya/ <i>Manufacture of<br/>Wood and Products of Wood<br/>and Cork; and Articles of<br/>Straw and Plaiting Materials</i> | 0,19  | 0,18  | 0,14  | 0,10              | 0,05               |

Lanjutan Tabel/*Continued Table* 13.1.3

| <b>Lapangan Usaha/Industry</b>                                                                                                                                                                             | <b>2018</b> | <b>2019</b> | <b>2020</b> | <b>2021<sup>x</sup></b> | <b>2022<sup>xx</sup></b> |
|------------------------------------------------------------------------------------------------------------------------------------------------------------------------------------------------------------|-------------|-------------|-------------|-------------------------|--------------------------|
| (1)                                                                                                                                                                                                        | (2)         | (3)         | (4)         | (5)                     | (6)                      |
| 7 Industri Kertas dan Barang dari Kertas; Percetakan dan Reproduksi Media Rekaman/ <i>Manufacture of Paper and Paper Products; Printing and Reproduction of Recorded Media</i>                             | 0,15        | 0,15        | 0,14        | 0,15                    | 0,17                     |
| 8 Industri Kimia, Farmasi, dan Obat Tradisional/ <i>Manufacture of Chemicals, Pharmaceuticals, and Botanical Products</i>                                                                                  | 1,01        | 0,85        | 0,81        | 0,84                    | 0,79                     |
| 9 Industri Karet; Barang dari Karet dan Plastik/ <i>Manufacture of Rubber; Rubber Products and Plastics Products</i>                                                                                       | 1,66        | 1,53        | 1,47        | 1,43                    | 1,33                     |
| 10 Industri Barang Galian bukan Logam/ <i>Manufacture of Other Non-Metallic Mineral Products</i>                                                                                                           | 0,60        | 0,36        | 0,33        | 0,33                    | 0,29                     |
| 11 Industri Logam Dasar/ <i>Manufacture of Basic Metals</i>                                                                                                                                                | 0,06        | 0,06        | 0,06        | 0,06                    | 0,06                     |
| 12 Industri Barang Logam; Komputer, Barang Elektronik, Optik; dan Peralatan Listrik/ <i>Manufacture of Fabricated Metal Products; Electronic, Computer, and Optical Products; and Electrical Equipment</i> | 0,13        | 0,12        | 0,11        | 0,11                    | 0,09                     |

Lanjutan Tabel/*Continued Table* 13.1.3

| <b>Lapangan Usaha/Industry</b>                                                                                                                                                        | <b>2018</b> | <b>2019</b> | <b>2020</b> | <b>2021<sup>x</sup></b> | <b>2022<sup>xx</sup></b> |
|---------------------------------------------------------------------------------------------------------------------------------------------------------------------------------------|-------------|-------------|-------------|-------------------------|--------------------------|
| (1)                                                                                                                                                                                   | (2)         | (3)         | (4)         | (5)                     | (6)                      |
| 13 Industri Mesin dan<br>Perlengkapan/ <i>Manufacture<br/>of Machinery and Equipment</i>                                                                                              | 0,38        | 0,36        | 0,32        | 0,36                    | 0,38                     |
| 14 Industri Alat Angkutan/<br><i>Manufacture of Transport<br/>Equipment</i>                                                                                                           | 0,05        | 0,05        | 0,05        | 0,05                    | 0,05                     |
| 15 Industri Furnitur/<br><i>Manufacture of Furniture</i>                                                                                                                              | 0,06        | 0,06        | 0,05        | 0,05                    | 0,04                     |
| 16 Industri Pengolahan<br>Lainnya; Jasa Reparasi<br>dan Pemasangan Mesin<br>dan Peralatan/ <i>Other<br/>Manufacturing; Repair and<br/>Installation of Machinery<br/>and Equipment</i> | 0,02        | 0,02        | 0,02        | 0,02                    | 0,02                     |
| D Pengadaan Listrik dan Gas/<br><i>Electricity and Gas</i>                                                                                                                            | 0,16        | 0,16        | 0,16        | 0,14                    | 0,14                     |
| 1 Ketenagalistrikan/ <i>Electricity</i>                                                                                                                                               | 0,08        | 0,09        | 0,10        | 0,10                    | 0,09                     |
| 2 Pengadaan Gas dan<br>Produksi Es/ <i>Manufacture of<br/>Gas and Production of Ice</i>                                                                                               | 0,07        | 0,08        | 0,07        | 0,04                    | 0,04                     |
| E Pengadaan Air; Pengelolaan<br>Sampah, Limbah, dan Daur<br>Ulang/ <i>Water Supply; Sewerage,<br/>Waste Management, and<br/>Remediation Activities</i>                                | 0,10        | 0,10        | 0,11        | 0,11                    | 0,10                     |
| F Konstruksi/ <i>Construction</i>                                                                                                                                                     | 9,48        | 9,53        | 9,39        | 9,90                    | 9,75                     |
| G Perdagangan Besar dan Eceran;<br>Reparasi Mobil dan Sepeda<br>Motor/ <i>Wholesale and Retail<br/>Trade; Repair of Motor Vehicles<br/>and Motorcycles</i>                            | 11,16       | 11,59       | 11,18       | 11,70                   | 13,20                    |

Lanjutan Tabel/*Continued Table* 13.1.3

| Lapangan Usaha/ <i>Industry</i> |                                                                                                                                           | 2018 | 2019 | 2020 | 2021 <sup>x</sup> | 2022 <sup>xx</sup> |
|---------------------------------|-------------------------------------------------------------------------------------------------------------------------------------------|------|------|------|-------------------|--------------------|
| (1)                             |                                                                                                                                           | (2)  | (3)  | (4)  | (5)               | (6)                |
| 1                               | Perdagangan Mobil, Sepeda Motor dan Reparasinya/<br><i>Wholesale and Retail Trade and Repair of Motor Vehicles and Motorcycles</i>        | 2,93 | 3,03 | 2,14 | 2,78              | 2,64               |
| 2                               | Perdagangan Besar dan Eceran, Bukan Mobil dan Sepeda Motor/<br><i>Wholesale and Retail Trade Except of Motor Vehicles and Motorcycles</i> | 8,23 | 8,57 | 9,04 | 8,92              | 10,56              |
| H                               | Transportasi dan Pergudangan/<br><i>Transportation and Storage</i>                                                                        | 5,18 | 5,24 | 5,02 | 4,95              | 5,97               |
| 1                               | Angkutan Rel/<br><i>Railways Transport</i>                                                                                                | 0,15 | 0,15 | 0,11 | 0,10              | 0,11               |
| 2                               | Angkutan Darat/<br><i>Land Transport</i>                                                                                                  | 4,07 | 4,14 | 4,09 | 4,04              | 4,95               |
| 3                               | Angkutan Laut/<br><i>Sea Transport</i>                                                                                                    | 0,25 | 0,24 | 0,24 | 0,25              | 0,27               |
| 4                               | Angkutan Sungai, Danau, dan Penyeberangan/<br><i>River, Lake, and Ferry Transport</i>                                                     | 0,26 | 0,25 | 0,26 | 0,25              | 0,26               |
| 5                               | Angkutan Udara/<br><i>Air Transport</i>                                                                                                   | 0,20 | 0,20 | 0,06 | 0,02              | 0,04               |
| 6                               | Pergudangan dan Jasa Penunjang Angkutan; Pos dan Kurir/<br><i>Warehousing and Support Services for Transportation; Postal and Courier</i> | 0,26 | 0,26 | 0,27 | 0,27              | 0,33               |

Lanjutan Tabel/*Continued Table* 13.1.3

| <b>Lapangan Usaha/Industry</b> |                                                                                                                                       | <b>2018</b> | <b>2019</b> | <b>2020</b> | <b>2021<sup>x</sup></b> | <b>2022<sup>xx</sup></b> |
|--------------------------------|---------------------------------------------------------------------------------------------------------------------------------------|-------------|-------------|-------------|-------------------------|--------------------------|
| <b>(1)</b>                     |                                                                                                                                       | <b>(2)</b>  | <b>(3)</b>  | <b>(4)</b>  | <b>(5)</b>              | <b>(6)</b>               |
| I                              | Penyediaan Akomodasi dan Makan Minum/ <i>Accommodation and Food Service Activities</i>                                                | 1,58        | 1,63        | 1,57        | 1,48                    | 1,52                     |
| 1                              | Penyediaan Akomodasi/ <i>Accommodation</i>                                                                                            | 0,04        | 0,04        | 0,04        | 0,04                    | 0,04                     |
| 2                              | Penyediaan Makan Minum/ <i>Food and Beverage Service Activities</i>                                                                   | 1,54        | 1,59        | 1,53        | 1,44                    | 1,48                     |
| J                              | Informasi dan Komunikasi/ <i>Information and Communication</i>                                                                        | 3,93        | 3,99        | 4,33        | 4,28                    | 3,88                     |
| K                              | Jasa Keuangan dan Asuransi/ <i>Financial and Insurance Activities</i>                                                                 | 2,15        | 2,09        | 2,19        | 2,22                    | 2,08                     |
| 1                              | Jasa Perantara Keuangan/ <i>Financial Intermediary Services</i>                                                                       | 1,64        | 1,57        | 1,66        | 1,74                    | 1,64                     |
| 2                              | Asuransi dan Dana Pensiun/ <i>Insurance and Pension Fund</i>                                                                          | 0,18        | 0,19        | 0,19        | 0,17                    | 0,16                     |
| 3                              | Jasa Keuangan Lainnya/ <i>Other Financial Services</i>                                                                                | 0,32        | 0,32        | 0,34        | 0,31                    | 0,28                     |
| 4                              | Jasa Penunjang Keuangan/ <i>Financial Supporting Service</i>                                                                          | –           | 0,00        | 0,00        | 0,00                    | 0,00                     |
| L                              | Real Estat/ <i>Real Estate Activities</i>                                                                                             | 2,84        | 2,96        | 2,97        | 2,88                    | 2,75                     |
| M,N                            | Jasa Perusahaan/ <i>Business Activities</i>                                                                                           | 0,15        | 0,15        | 0,15        | 0,15                    | 0,16                     |
| O                              | Administrasi Pemerintahan, Pertahanan, dan Jaminan Sosial Wajib/ <i>Public Administration and Defence; Compulsory Social Security</i> | 3,45        | 3,39        | 3,63        | 3,57                    | 3,24                     |
| P                              | Jasa Pendidikan/ <i>Education</i>                                                                                                     | 2,82        | 2,92        | 3,10        | 3,04                    | 2,89                     |

Lanjutan Tabel/*Continued Table* 13.1.3

| <b>Lapangan Usaha/Industry</b> |                                                                                    | <b>2018</b>   | <b>2019</b>   | <b>2020</b>   | <b>2021<sup>x</sup></b> | <b>2022<sup>xx</sup></b> |
|--------------------------------|------------------------------------------------------------------------------------|---------------|---------------|---------------|-------------------------|--------------------------|
| (1)                            |                                                                                    | (2)           | (3)           | (4)           | (5)                     | (6)                      |
| Q                              | Jasa Kesehatan dan Kegiatan Sosial/ <i>Human Health and Social Work Activities</i> | 0,94          | 0,95          | 1,07          | 1,08                    | 0,99                     |
| R,S,T,U                        | Jasa Lainnya/ <i>Other Services Activities</i>                                     | 0,92          | 0,95          | 0,91          | 0,85                    | 1,00                     |
| <b>C</b>                       | <b>Produk Domestik Regional Bruto/<i>Gross Regional Domestic Product</i></b>       | <b>100,00</b> | <b>100,00</b> | <b>100,00</b> | <b>100,00</b>           | <b>100,00</b>            |

Catatan/*Note*: -Sumber/*Source*: BPS, berbagai sensus, survei dan sumber lain/*BPS-Statistics Indonesia, various census, survey, and other sources*

**Tabel** 13.1.4 **Laju Pertumbuhan Produk Domestik Regional Bruto Atas Dasar Harga Konstan 2010 Menurut Lapangan Usaha di Provinsi Lampung (persen), 2019–2022**  
**Growth Rate of Gross Regional Domestic Product at 2010 Constant Market Prices by Industry in Lampung Province (percent), 2019–2022**

| Lapangan Usaha/Industry |                                                                                                                        | 2018  | 2019  | 2020   | 2021 <sup>x</sup> | 2022 <sup>xx</sup> |
|-------------------------|------------------------------------------------------------------------------------------------------------------------|-------|-------|--------|-------------------|--------------------|
| (1)                     |                                                                                                                        | (2)   | (3)   | (4)    | (5)               | (6)                |
| A                       | Pertanian, Kehutanan, dan Perikanan/ <i>Agriculture, Forestry, and Fishing</i>                                         | 0,97  | 1,36  | 0,68   | -0,46             | 2,02               |
| 1                       | Pertanian, Peternakan, Perburuan, dan Jasa Pertanian/ <i>Agriculture, Livestock, Hunting, and Agriculture Services</i> | 2,07  | 1,16  | 0,84   | -0,36             | 4,15               |
| a.                      | Tanaman Pangan/ <i>Food Crops</i>                                                                                      | 0,81  | -2,45 | 4,58   | -1,91             | 2,53               |
| b.                      | Tanaman Hortikultura/ <i>Horticultural Crops</i>                                                                       | -2,71 | -0,61 | -13,48 | 1,91              | 3,38               |
| c.                      | Tanaman Perkebunan/ <i>Plantation Crops</i>                                                                            | 3,41  | 2,79  | 0,02   | -2,91             | 3,98               |
| d.                      | Peternakan/ <i>Livestock</i>                                                                                           | 5,66  | 7,51  | -0,55  | 5,97              | 8,07               |
| e.                      | Jasa Pertanian dan Perburuan/ <i>Agriculture Services and Hunting</i>                                                  | -1,48 | 1,77  | 2,54   | 1,34              | 2,94               |
| 2                       | Kehutanan dan Penebangan Kayu/ <i>Forestry and Logging</i>                                                             | -0,58 | -3,44 | -33,89 | -46,80            | -44,54             |
| 3                       | Perikanan/ <i>Fishing</i>                                                                                              | -3,08 | 2,40  | 2,00   | 0,79              | -5,23              |
| B                       | Pertambangan dan Penggalian/ <i>Mining and Quarrying</i>                                                               | 2,03  | 2,70  | -3,72  | -5,28             | -3,88              |
| 1                       | Pertambangan Minyak, Gas, dan Panas Bumi/ <i>Crude Petroleum, Natural Gas, and Geothermal</i>                          | -1,97 | 0,15  | -10,02 | -5,29             | -9,62              |
| 2                       | Pertambangan Batubara dan Lignit/ <i>Coal and Lignite Mining</i>                                                       | ...   | ...   | ...    | ...               | ...                |

Lanjutan Tabel/*Continued Table* 13.1.4

| Lapangan Usaha/ <i>Industry</i> |                                                                                                                                                                                                                                 | 2018   | 2019  | 2020   | 2021 <sup>x</sup> | 2022 <sup>xx</sup> |
|---------------------------------|---------------------------------------------------------------------------------------------------------------------------------------------------------------------------------------------------------------------------------|--------|-------|--------|-------------------|--------------------|
| (1)                             |                                                                                                                                                                                                                                 | (2)    | (3)   | (4)    | (5)               | (6)                |
| 3                               | Pertambangan Bijih Logam/<br><i>Iron Ore Mining</i>                                                                                                                                                                             | 5,05   | 4,36  | -0,92  | 2,69              | -5,11              |
| 4                               | Pertambangan dan<br>Penggalian Lainnya/ <i>Other<br/>Mining and Quarrying</i>                                                                                                                                                   | 7,15   | 5,69  | 3,30   | -5,41             | 1,76               |
| C                               | Industri Pengolahan/<br><i>Manufacturing</i>                                                                                                                                                                                    | 9,04   | 8,24  | -5,22  | 4,54              | 0,47               |
| 1                               | Industri Batubara dan<br>Pengilangan Migas/<br><i>Manufacture of Coal and<br/>Refined Petroleum Products</i>                                                                                                                    | 7,13   | 2,59  | -6,61  | -0,69             | 0,40               |
| 2                               | Industri Makanan dan<br>Minuman/ <i>Manufacture of<br/>Food Products and Beverages</i>                                                                                                                                          | 15,63  | 13,15 | -4,58  | 5,52              | 0,91               |
| 3                               | Industri Pengolahan<br>Tembakau/ <i>Manufacture of<br/>Tobacco Products</i>                                                                                                                                                     | 7,05   | 2,59  | -14,01 | -11,84            | -7,40              |
| 4                               | Industri Tekstil dan Pakaian<br>Jadi/ <i>Manufacture of Textiles<br/>and Wearing Apparel</i>                                                                                                                                    | 6,93   | 11,17 | -15,68 | 5,90              | -12,14             |
| 5                               | Industri Kulit, Barang<br>dari Kulit, dan Alas Kaki/<br><i>Manufacture of Leather<br/>and Related Products, and<br/>Footwear</i>                                                                                                | ...    | ...   | ...    | ...               | ...                |
| 6                               | Industri Kayu, Barang<br>dari Kayu dan Gabus;<br>dan Barang Anyaman<br>dari Bambu, Rotan, dan<br>Sejenisnya/ <i>Manufacture of<br/>Wood and Products of Wood<br/>and Cork; and Articles of<br/>Straw and Plaiting Materials</i> | -14,28 | 5,30  | -22,95 | -24,78            | -51,40             |



Lanjutan Tabel/Continued Table 13.1.4

| Lapangan Usaha/Industry                                                                                                                                                                                    | 2018   | 2019   | 2020   | 2021 <sup>x</sup> | 2022 <sup>xx</sup> |
|------------------------------------------------------------------------------------------------------------------------------------------------------------------------------------------------------------|--------|--------|--------|-------------------|--------------------|
| (1)                                                                                                                                                                                                        | (2)    | (3)    | (4)    | (5)               | (6)                |
| 7 Industri Kertas dan Barang dari Kertas; Percetakan dan Reproduksi Media Rekaman/ <i>Manufacture of Paper and Paper Products; Printing and Reproduction of Recorded Media</i>                             | 3,87   | 5,08   | -5,55  | 4,99              | 19,48              |
| 8 Industri Kimia, Farmasi, dan Obat Tradisional/ <i>Manufacture of Chemicals, Pharmaceuticals, and Botanical Products</i>                                                                                  | -18,35 | -11,96 | -6,50  | 5,50              | -2,75              |
| 9 Industri Karet; Barang dari Karet dan Plastik/ <i>Manufacture of Rubber; Rubber Products and Plastics Products</i>                                                                                       | 9,74   | -2,00  | -4,34  | -3,16             | -1,58              |
| 10 Industri Barang Galian bukan Logam/ <i>Manufacture of Other Non-Metallic Mineral Products</i>                                                                                                           | -34,57 | -36,89 | -9,71  | 0,81              | -5,91              |
| 11 Industri Logam Dasar/ <i>Manufacture of Basic Metals</i>                                                                                                                                                | 4,66   | 6,54   | 4,45   | -1,39             | 1,13               |
| 12 Industri Barang Logam; Komputer, Barang Elektronik, Optik; dan Peralatan Listrik/ <i>Manufacture of Fabricated Metal Products; Electronic, Computer, and Optical Products; and Electrical Equipment</i> | 7,70   | 0,05   | -12,40 | -0,50             | -9,22              |

Lanjutan Tabel/*Continued Table* 13.1.4

| <b>Lapangan Usaha/Industry</b>                                                                                                                                                        | <b>2018</b> | <b>2019</b> | <b>2020</b> | <b>2021<sup>x</sup></b> | <b>2022<sup>xx</sup></b> |
|---------------------------------------------------------------------------------------------------------------------------------------------------------------------------------------|-------------|-------------|-------------|-------------------------|--------------------------|
| (1)                                                                                                                                                                                   | (2)         | (3)         | (4)         | (5)                     | (6)                      |
| 13 Industri Mesin dan<br>Perlengkapan/ <i>Manufacture<br/>of Machinery and Equipment</i>                                                                                              | 2,04        | 1,08        | -13,82      | 16,73                   | 12,25                    |
| 14 Industri Alat Angkutan/<br><i>Manufacture of Transport<br/>Equipment</i>                                                                                                           | 2,95        | 0,63        | -8,93       | 7,88                    | 10,56                    |
| 15 Industri Furnitur/<br><i>Manufacture of Furniture</i>                                                                                                                              | 6,55        | 11,09       | -15,14      | -10,27                  | -9,90                    |
| 16 Industri Pengolahan<br>Lainnya; Jasa Reparasi<br>dan Pemasangan Mesin<br>dan Peralatan/ <i>Other<br/>Manufacturing; Repair and<br/>Installation of Machinery<br/>and Equipment</i> | 4,84        | 2,27        | -5,16       | -0,08                   | 4,41                     |
| D Pengadaan Listrik dan Gas/<br><i>Electricity and Gas</i>                                                                                                                            | 6,54        | 9,35        | -0,60       | -6,80                   | 6,22                     |
| 1 Ketenagalistrikan/ <i>Electricity</i>                                                                                                                                               | 6,06        | 7,38        | 10,09       | 4,76                    | 4,65                     |
| 2 Pengadaan Gas dan<br>Produksi Es/ <i>Manufacture of<br/>Gas and Production of Ice</i>                                                                                               | 7,21        | 12,11       | -14,93      | -26,86                  | 10,14                    |
| E Pengadaan Air; Pengelolaan<br>Sampah, Limbah, dan Daur<br>Ulang/ <i>Water Supply; Sewerage,<br/>Waste Management, and<br/>Remediation Activities</i>                                | 3,59        | 5,29        | 5,06        | 6,94                    | 3,72                     |
| F Konstruksi/ <i>Construction</i>                                                                                                                                                     | 8,35        | 6,01        | -2,05       | 6,95                    | 3,85                     |
| G Perdagangan Besar dan Eceran;<br>Reparasi Mobil dan Sepeda<br>Motor/ <i>Wholesale and Retail<br/>Trade; Repair of Motor Vehicles<br/>and Motorcycles</i>                            | 6,87        | 7,16        | -6,59       | 8,25                    | 15,35                    |

Lanjutan Tabel/Continued Table 13.1.4

| Lapangan Usaha/Industry |                                                                                                                                           | 2018 | 2019  | 2020   | 2021 <sup>x</sup> | 2022 <sup>xx</sup> |
|-------------------------|-------------------------------------------------------------------------------------------------------------------------------------------|------|-------|--------|-------------------|--------------------|
| (1)                     |                                                                                                                                           | (2)  | (3)   | (4)    | (5)               | (6)                |
| 1                       | Perdagangan Mobil, Sepeda Motor dan Reparasinya/<br><i>Wholesale and Retail Trade and Repair of Motor Vehicles and Motorcycles</i>        | 5,16 | 6,03  | -31,87 | 36,35             | 4,10               |
| 2                       | Perdagangan Besar dan Eceran, Bukan Mobil dan Sepeda Motor/<br><i>Wholesale and Retail Trade Except of Motor Vehicles and Motorcycles</i> | 7,47 | 7,55  | 2,03   | 1,85              | 18,77              |
| H                       | Transportasi dan Pergudangan/<br><i>Transportation and Storage</i>                                                                        | 5,96 | 8,08  | -5,61  | 2,26              | 20,34              |
| 1                       | Angkutan Rel/<br><i>Railways Transport</i>                                                                                                | 8,01 | 3,77  | -29,80 | -8,71             | 17,79              |
| 2                       | Angkutan Darat/<br><i>Land Transport</i>                                                                                                  | 5,83 | 8,91  | -4,04  | 2,38              | 22,18              |
| 3                       | Angkutan Laut/<br><i>Sea Transport</i>                                                                                                    | 6,02 | 4,04  | -2,27  | 11,76             | 12,35              |
| 4                       | Angkutan Sungai, Danau, dan Penyeberangan/<br><i>River, Lake, and Ferry Transport</i>                                                     | 6,32 | 5,09  | -0,11  | 0,88              | 9,60               |
| 5                       | Angkutan Udara/<br><i>Air Transport</i>                                                                                                   | 9,73 | -0,98 | -68,47 | -60,54            | 49,92              |
| 6                       | Pergudangan dan Jasa Penunjang Angkutan; Pos dan Kurir/<br><i>Warehousing and Support Services for Transportation; Postal and Courier</i> | 4,83 | 7,84  | 0,73   | 5,93              | 8,16               |

Lanjutan Tabel/*Continued Table* 13.1.4

| Lapangan Usaha/ <i>Industry</i> |                                                                                                                                       | 2018  | 2019 | 2020  | 2021 <sup>x</sup> | 2022 <sup>xx</sup> |
|---------------------------------|---------------------------------------------------------------------------------------------------------------------------------------|-------|------|-------|-------------------|--------------------|
| (1)                             |                                                                                                                                       | (2)   | (3)  | (4)   | (5)               | (6)                |
| I                               | Penyediaan Akomodasi dan Makan Minum/ <i>Accommodation and Food Service Activities</i>                                                | 10,49 | 9,09 | -5,01 | -1,54             | 12,61              |
| 1                               | Penyediaan Akomodasi/ <i>Accommodation</i>                                                                                            | 9,63  | 8,95 | -8,48 | -1,88             | 31,55              |
| 2                               | Penyediaan Makan Minum/ <i>Food and Beverage Service Activities</i>                                                                   | 10,52 | 9,10 | -4,90 | -1,53             | 12,03              |
| J                               | Informasi dan Komunikasi/ <i>Information and Communication</i>                                                                        | 8,14  | 7,96 | 8,02  | 6,37              | 0,34               |
| K                               | Jasa Keuangan dan Asuransi/ <i>Financial and Insurance Activities</i>                                                                 | 2,27  | 2,85 | 3,76  | 2,00              | -3,58              |
| 1                               | Jasa Perantara Keuangan/ <i>Financial Intermediary Services</i>                                                                       | 0,80  | 1,31 | 5,09  | 4,10              | -4,71              |
| 2                               | Asuransi dan Dana Pensiun/ <i>Insurance and Pension Fund</i>                                                                          | 3,51  | 8,86 | -4,41 | -7,10             | 1,67               |
| 3                               | Jasa Keuangan Lainnya/ <i>Other Financial Services</i>                                                                                | 9,70  | 7,27 | 2,03  | -3,53             | -0,25              |
| 4                               | Jasa Penunjang Keuangan/ <i>Financial Supporting Service</i>                                                                          | 9,18  | 7,15 | 7,13  | 1,17              | 6,23               |
| L                               | Real Estat/ <i>Real Estate Activities</i>                                                                                             | 3,50  | 5,88 | -1,73 | 1,31              | 3,42               |
| M,N                             | Jasa Perusahaan/ <i>Business Activities</i>                                                                                           | 2,19  | 3,97 | -1,43 | 1,05              | 17,49              |
| O                               | Administrasi Pemerintahan, Pertahanan, dan Jaminan Sosial Wajib/ <i>Public Administration and Defence; Compulsory Social Security</i> | 5,84  | 4,78 | 4,94  | 3,80              | -1,26              |
| P                               | Jasa Pendidikan/ <i>Education</i>                                                                                                     | 9,09  | 8,33 | 4,11  | 1,22              | 2,55               |

Lanjutan Tabel/*Continued Table* 13.1.4

| <b>Lapangan Usaha/Industry</b>                                                       | <b>2018</b> | <b>2019</b> | <b>2020</b>  | <b>2021<sup>x</sup></b> | <b>2022<sup>xx</sup></b> |
|--------------------------------------------------------------------------------------|-------------|-------------|--------------|-------------------------|--------------------------|
| (1)                                                                                  | (2)         | (3)         | (4)          | (5)                     | (6)                      |
| Q Jasa Kesehatan dan Kegiatan Sosial/ <i>Human Health and Social Work Activities</i> | 6,29        | 6,81        | 10,93        | 3,89                    | -0,10                    |
| R,S,T,U Jasa Lainnya/ <i>Other Services Activities</i>                               | 9,32        | 8,08        | -4,59        | -2,15                   | 25,45                    |
| <b>Produk Domestik Regional Bruto</b><br><b>Gross Regional Domestic Product</b>      | <b>5,23</b> | <b>5,26</b> | <b>-1,66</b> | <b>2,77</b>             | <b>4,28</b>              |

Sumber/*Source*: BPS, berbagai sensus, survei dan sumber lain/*BPS-Statistics Indonesia, various census, survey, and other sources*

**Tabel**  
**Table** 13.1.5

**Indeks Harga Implisit Produk Domestik Regional Bruto Menurut Lapangan Usaha (2010=100) di Provinsi Lampung, 2018–2022**  
**Implicit Price Index of Gross Regional Domestic Product by Industry (2010=100) in Lampung Province, 2018–2022**

| Lapangan Usaha/Industry |                                                                                                                        | 2018   | 2019   | 2020   | 2021 <sup>x</sup> | 2022 <sup>xx</sup> |
|-------------------------|------------------------------------------------------------------------------------------------------------------------|--------|--------|--------|-------------------|--------------------|
| (1)                     |                                                                                                                        | (2)    | (3)    | (4)    | (5)               | (6)                |
| A                       | Pertanian, Kehutanan, dan Perikanan/ <i>Agriculture, Forestry, and Fishing</i>                                         | 148,50 | 151,37 | 153,66 | 154,81            | 166,56             |
| 1                       | Pertanian, Peternakan, Perburuan, dan Jasa Pertanian/ <i>Agriculture, Livestock, Hunting, and Agriculture Services</i> | 150,08 | 152,80 | 155,31 | 155,79            | 167,67             |
| a.                      | Tanaman Pangan/ <i>Food Crops</i>                                                                                      | 165,71 | 167,51 | 168,99 | 156,25            | 163,61             |
| b.                      | Tanaman Hortikultura/ <i>Horticultural Crops</i>                                                                       | 143,87 | 148,86 | 151,50 | 155,37            | 160,58             |
| c.                      | Tanaman Perkebunan/ <i>Plantation Crops</i>                                                                            | 129,35 | 132,81 | 135,71 | 152,37            | 174,71             |
| d.                      | Peternakan/ <i>Livestock</i>                                                                                           | 146,24 | 150,72 | 152,78 | 156,25            | 164,86             |
| e.                      | Jasa Pertanian dan Perburuan/ <i>Agriculture Services and Hunting</i>                                                  | 173,15 | 176,08 | 181,00 | 181,19            | 192,35             |
| 2                       | Kehutanan dan Penebangan Kayu/ <i>Forestry and Logging</i>                                                             | 191,81 | 203,79 | 206,24 | 208,34            | 219,03             |
| 3                       | Perikanan/ <i>Fishing</i>                                                                                              | 139,69 | 142,88 | 145,40 | 150,06            | 161,31             |
| B                       | Pertambangan dan Penggalian/ <i>Mining and Quarrying</i>                                                               | 139,49 | 140,96 | 130,83 | 162,05            | 198,07             |
| 1                       | Pertambangan Minyak, Gas, dan Panas Bumi/ <i>Crude Petroleum, Natural Gas, and Geothermal</i>                          | 128,41 | 129,45 | 103,74 | 165,41            | 237,00             |
| 2                       | Pertambangan Batubara dan Lignit/ <i>Coal and Lignite Mining</i>                                                       | –      | –      | –      | –                 | –                  |
| 3                       | Pertambangan Bijih Logam/ <i>Iron Ore Mining</i>                                                                       | 162,26 | 171,62 | 199,39 | 205,60            | 211,99             |
| 4                       | Pertambangan dan Penggalian Lainnya/ <i>Other Mining and Quarrying</i>                                                 | 152,21 | 153,33 | 156,13 | 157,93            | 163,95             |

Lanjutan Tabel/*Continued Table* 13.1.5

| Lapangan Usaha/ <i>Industry</i> |                                                                                                                                                                                                                              | 2018   | 2019   | 2020   | 2021 <sup>x</sup> | 2022 <sup>xx</sup> |
|---------------------------------|------------------------------------------------------------------------------------------------------------------------------------------------------------------------------------------------------------------------------|--------|--------|--------|-------------------|--------------------|
| (1)                             |                                                                                                                                                                                                                              | (2)    | (3)    | (4)    | (5)               | (6)                |
| C                               | Industri Pengolahan/<br><i>Manufacturing</i>                                                                                                                                                                                 | 150,01 | 152,48 | 154,95 | 157,73            | 164,95             |
| 1                               | Industri Batubara dan<br>Pengilangan Migas/<br><i>Manufacture of Coal and<br/>Refined Petroleum Products</i>                                                                                                                 | 95,83  | 95,94  | 93,54  | 94,70             | 165,32             |
| 2                               | Industri Makanan dan<br>Minuman/ <i>Manufacture of<br/>Food Products and Beverages</i>                                                                                                                                       | 153,09 | 155,34 | 158,16 | 160,12            | 167,06             |
| 3                               | Industri Pengolahan<br>Tembakau/ <i>Manufacture of<br/>Tobacco Products</i>                                                                                                                                                  | 152,12 | 156,93 | 157,92 | 158,46            | 163,34             |
| 4                               | Industri Tekstil dan Pakaian<br>Jadi/ <i>Manufacture of Textiles<br/>and Wearing Apparel</i>                                                                                                                                 | 146,74 | 151,72 | 154,62 | 156,14            | 159,69             |
| 5                               | Industri Kulit, Barang<br>dari Kulit, dan Alas Kaki/<br><i>Manufacture of Leather<br/>and Related Products, and<br/>Footwear</i>                                                                                             | –      | –      | –      | –                 | –                  |
| 6                               | Industri Kayu, Barang dari<br>Kayu dan Gabus; dan Barang<br>Anyaman dari Bambu, Rotan,<br>dan Sejenisnya/ <i>Manufacture<br/>of Wood and Products of Wood<br/>and Cork; and Articles of Straw<br/>and Plaiting Materials</i> | 135,06 | 135,27 | 135,30 | 137,03            | 143,07             |
| 7                               | Industri Kertas dan Barang<br>dari Kertas; Percetakan dan<br>Reproduksi Media Rekaman/<br><i>Manufacture of Paper and<br/>Paper Products; Printing and<br/>Reproduction of Recorded<br/>Media</i>                            | 141,79 | 141,81 | 142,65 | 149,22            | 164,29             |

Lanjutan Tabel/*Continued Table* 13.1.5

| <b>Lapangan Usaha/<i>Industry</i></b>                                                                                                                                                                      | <b>2018</b> | <b>2019</b> | <b>2020</b> | <b>2021<sup>x</sup></b> | <b>2022<sup>xx</sup></b> |
|------------------------------------------------------------------------------------------------------------------------------------------------------------------------------------------------------------|-------------|-------------|-------------|-------------------------|--------------------------|
| (1)                                                                                                                                                                                                        | (2)         | (3)         | (4)         | (5)                     | (6)                      |
| 8 Industri Kimia, Farmasi, dan Obat Tradisional/ <i>Manufacture of Chemicals, Pharmaceuticals, and Botanical Products</i>                                                                                  | 151,98      | 155,22      | 157,17      | 162,17                  | 175,13                   |
| 9 Industri Karet; Barang dari Karet dan Plastik/ <i>Manufacture of Rubber; Rubber Products and Plastics Products</i>                                                                                       | 138,23      | 139,02      | 138,37      | 146,38                  | 153,71                   |
| 10 Industri Barang Galian bukan Logam/ <i>Manufacture of Other Non-Metallic Mineral Products</i>                                                                                                           | 143,31      | 145,55      | 147,64      | 151,36                  | 158,53                   |
| 11 Industri Logam Dasar/ <i>Manufacture of Basic Metals</i>                                                                                                                                                | 126,59      | 129,39      | 128,26      | 130,87                  | 139,51                   |
| 12 Industri Barang Logam; Komputer, Barang Elektronik, Optik; dan Peralatan Listrik/ <i>Manufacture of Fabricated Metal Products; Electronic, Computer, and Optical Products; and Electrical Equipment</i> | 138,13      | 140,15      | 138,73      | 142,47                  | 148,18                   |
| 13 Industri Mesin dan Perlengkapan/ <i>Manufacture of Machinery and Equipment</i>                                                                                                                          | 123,89      | 126,28      | 128,08      | 130,77                  | 134,56                   |
| 14 Industri Alat Angkutan/ <i>Manufacture of Transport Equipment</i>                                                                                                                                       | 130,96      | 133,69      | 135,15      | 136,86                  | 139,41                   |
| 15 Industri Furnitur/ <i>Manufacture of Furniture</i>                                                                                                                                                      | 138,62      | 140,75      | 143,28      | 144,92                  | 147,42                   |



Lanjutan Tabel/Continued Table 13.1.5

| <b>Lapangan Usaha/Industry</b>                                                                                                                           | <b>2018</b> | <b>2019</b> | <b>2020</b> | <b>2021<sup>x</sup></b> | <b>2022<sup>xx</sup></b> |
|----------------------------------------------------------------------------------------------------------------------------------------------------------|-------------|-------------|-------------|-------------------------|--------------------------|
| (1)                                                                                                                                                      | (2)         | (3)         | (4)         | (5)                     | (6)                      |
| 16 Industri Pengolahan Lainnya; Jasa Reparasi dan Pemasangan Mesin dan Peralatan/Other Manufacturing; Repair and Installation of Machinery and Equipment | 136,80      | 139,95      | 141,11      | 141,67                  | 142,93                   |
| D Pengadaan Listrik dan Gas/<br>Electricity and Gas                                                                                                      | 131,29      | 133,27      | 131,61      | 128,94                  | 130,82                   |
| 1 Ketenagalistrikan/Electricity                                                                                                                          | 121,45      | 123,93      | 123,33      | 127,70                  | 128,97                   |
| 2 Pengadaan Gas dan Produksi Es/Manufacture of Gas and Production of Ice                                                                                 | 145,06      | 145,79      | 145,97      | 132,01                  | 135,17                   |
| E Pengadaan Air; Pengelolaan Sampah, Limbah, dan Daur Ulang/Water Supply; Sewerage, Waste Management, and Remediation Activities                         | 149,55      | 149,93      | 150,37      | 152,00                  | 153,63                   |
| F Konstruksi/Construction                                                                                                                                | 138,22      | 140,60      | 140,10      | 145,21                  | 153,54                   |
| G Perdagangan Besar dan Eceran; Reparasi Mobil dan Sepeda Motor/Wholesale and Retail Trade; Repair of Motor Vehicles and Motorcycles                     | 131,36      | 136,60      | 139,57      | 141,90                  | 154,86                   |
| 1 Perdagangan Mobil, Sepeda Motor dan Reparasinya/Wholesale and Retail Trade and Repair of Motor Vehicles and Motorcycles                                | 134,28      | 140,05      | 143,82      | 144,38                  | 147,01                   |
| 2 Perdagangan Besar dan Eceran, Bukan Mobil dan Sepeda Motor/Wholesale and Retail Trade Except of Motor Vehicles and Motorcycles                         | 130,35      | 135,42      | 138,60      | 141,15                  | 156,96                   |

Lanjutan Tabel/Continued Table 13.1.5

| Lapangan Usaha/Industry |                                                                                                                                        | 2018   | 2019   | 2020   | 2021 <sup>x</sup> | 2022 <sup>xx</sup> |
|-------------------------|----------------------------------------------------------------------------------------------------------------------------------------|--------|--------|--------|-------------------|--------------------|
| (1)                     |                                                                                                                                        | (2)    | (3)    | (4)    | (5)               | (6)                |
| H                       | Transportasi dan Pergudangan/<br><i>Transportation and Storage</i>                                                                     | 144,32 | 145,03 | 145,63 | 147,59            | 165,03             |
| 1                       | Angkutan Rel/ <i>Railways Transport</i>                                                                                                | 196,30 | 199,41 | 209,46 | 223,26            | 238,21             |
| 2                       | Angkutan Darat/ <i>Land Transport</i>                                                                                                  | 140,11 | 140,59 | 143,10 | 145,34            | 162,48             |
| 3                       | Angkutan Laut/ <i>Sea Transport</i>                                                                                                    | 145,73 | 146,15 | 146,91 | 147,27            | 154,79             |
| 4                       | Angkutan Sungai, Danau, dan Penyeberangan/ <i>River, Lake, and Ferry Transport</i>                                                     | 144,49 | 144,83 | 147,22 | 151,72            | 158,85             |
| 5                       | Angkutan Udara/ <i>Air Transport</i>                                                                                                   | 213,62 | 230,68 | 214,39 | 212,67            | 323,13             |
| 6                       | Pergudangan dan Jasa Penunjang Angkutan; Pos dan Kurir/ <i>Warehousing and Support Services for Transportation; Postal and Courier</i> | 152,97 | 153,91 | 154,21 | 156,07            | 193,43             |
| I                       | Penyediaan Akomodasi dan Makan Minum/ <i>Accommodation and Food Service Activities</i>                                                 | 156,28 | 158,49 | 159,04 | 159,97            | 163,06             |
| 1                       | Penyediaan Akomodasi/ <i>Accommodation</i>                                                                                             | 131,26 | 132,23 | 130,89 | 131,38            | 133,21             |
| 2                       | Penyediaan Makan Minum/ <i>Food and Beverage Service Activities</i>                                                                    | 157,09 | 159,33 | 159,92 | 160,86            | 164,14             |
| J                       | Informasi dan Komunikasi/ <i>Information and Communication</i>                                                                         | 117,39 | 118,26 | 117,59 | 114,91            | 115,79             |
| K                       | Jasa Keuangan dan Asuransi/ <i>Financial and Insurance Activities</i>                                                                  | 149,14 | 151,68 | 151,40 | 158,35            | 171,49             |
| 1                       | Jasa Perantara Keuangan/ <i>Financial Intermediary Services</i>                                                                        | 149,01 | 151,54 | 150,60 | 159,52            | 175,31             |
| 2                       | Asuransi dan Dana Pensiun/ <i>Insurance and Pension Fund</i>                                                                           | 150,52 | 154,37 | 157,00 | 157,46            | 164,25             |

Lanjutan Tabel/*Continued Table* 13.1.5

| Lapangan Usaha/ <i>Industry</i>                                                 |                                                                                                                                       | 2018          | 2019          | 2020          | 2021 <sup>x</sup> | 2022 <sup>xx</sup> |
|---------------------------------------------------------------------------------|---------------------------------------------------------------------------------------------------------------------------------------|---------------|---------------|---------------|-------------------|--------------------|
| (1)                                                                             |                                                                                                                                       | (2)           | (3)           | (4)           | (5)               | (6)                |
| 3                                                                               | Jasa Keuangan Lainnya/ <i>Other Financial Services</i>                                                                                | 149,08        | 150,88        | 152,43        | 152,62            | 155,93             |
| 4                                                                               | Jasa Penunjang Keuangan/ <i>Financial Supporting Service</i>                                                                          | 135,61        | 138,68        | 138,37        | 138,38            | 140,62             |
| L                                                                               | Real Estat/ <i>Real Estate Activities</i>                                                                                             | 134,08        | 141,55        | 143,16        | 143,90            | 148,14             |
| M,N                                                                             | Jasa Perusahaan/ <i>Business Activities</i>                                                                                           | 155,10        | 157,61        | 160,67        | 161,78            | 167,99             |
| O                                                                               | Administrasi Pemerintahan, Pertahanan, dan Jaminan Sosial Wajib/ <i>Public Administration and Defence; Compulsory Social Security</i> | 161,20        | 162,09        | 163,80        | 163,26            | 166,96             |
| P                                                                               | Jasa Pendidikan/ <i>Education</i>                                                                                                     | 142,73        | 146,41        | 148,18        | 150,63            | 156,09             |
| Q                                                                               | Jasa Kesehatan dan Kegiatan Sosial/ <i>Human Health and Social Work Activities</i>                                                    | 138,44        | 140,62        | 141,81        | 144,51            | 148,83             |
| R,S,T,U                                                                         | Jasa Lainnya/ <i>Other Services Activities</i>                                                                                        | 142,92        | 147,25        | 145,98        | 146,91            | 152,50             |
| <b>Produk Domestik Regional Bruto</b><br><b>Gross Regional Domestic Product</b> |                                                                                                                                       | <b>143,19</b> | <b>145,95</b> | <b>146,90</b> | <b>150,30</b>     | <b>160,81</b>      |

Sumber/*Source*: BPS, berbagai sensus, survei dan sumber lain/*BPS-Statistics Indonesia, various census, survey, and other sources*

**Tabel**  
**Table** 13.1.6

**Laju Implisit Produk Domestik Regional Bruto Menurut Lapangan Usaha (2010=100) di Provinsi Lampung (persen), 2019–2022**  
**Implicit Rate of Gross Regional Domestic Product by Industry (2010=100) in Lampung Province (percent), 2019–2022**

| Lapangan Usaha/Industry |                                                                                                                        | 2019 | 2020   | 2021 <sup>x</sup> | 2022 <sup>xx</sup> |
|-------------------------|------------------------------------------------------------------------------------------------------------------------|------|--------|-------------------|--------------------|
| (1)                     |                                                                                                                        | (3)  | (4)    | (5)               | (6)                |
| A                       | Pertanian, Kehutanan, dan Perikanan/ <i>Agriculture, Forestry, and Fishing</i>                                         | 1,93 | 1,51   | 0,75              | 7,59               |
| 1                       | Pertanian, Peternakan, Perburuan, dan Jasa Pertanian/ <i>Agriculture, Livestock, Hunting, and Agriculture Services</i> | 1,81 | 1,64   | 0,31              | 7,63               |
| a.                      | Tanaman Pangan/ <i>Food Crops</i>                                                                                      | 1,09 | 0,88   | -7,54             | 4,71               |
| b.                      | Tanaman Hortikultura/ <i>Horticultural Crops</i>                                                                       | 3,47 | 1,77   | 2,55              | 3,36               |
| c.                      | Tanaman Perkebunan/ <i>Plantation Crops</i>                                                                            | 2,67 | 2,18   | 12,27             | 14,66              |
| d.                      | Peternakan/ <i>Livestock</i>                                                                                           | 3,07 | 1,37   | 2,27              | 5,51               |
| e.                      | Jasa Pertanian dan Perburuan/ <i>Agriculture Services and Hunting</i>                                                  | 1,69 | 2,79   | 0,11              | 6,16               |
| 2                       | Kehutanan dan Penebangan Kayu/ <i>Forestry and Logging</i>                                                             | 6,24 | 1,20   | 1,02              | 5,13               |
| 3                       | Perikanan/ <i>Fishing</i>                                                                                              | 2,29 | 1,76   | 3,21              | 7,50               |
| B                       | Pertambangan dan Penggalian/ <i>Mining and Quarrying</i>                                                               | 1,05 | -7,19  | 23,86             | 22,23              |
| 1                       | Pertambangan Minyak, Gas, dan Panas Bumi/ <i>Crude Petroleum, Natural Gas, and Geothermal</i>                          | 0,81 | -19,86 | 59,45             | 43,28              |
| 2                       | Pertambangan Batubara dan Lignit/ <i>Coal and Lignite Mining</i>                                                       | –    | –      | –                 | –                  |
| 3                       | Pertambangan Bijih Logam/ <i>Iron Ore Mining</i>                                                                       | 5,77 | 16,18  | 3,12              | 3,10               |

Lanjutan Tabel/*Continued Table* 13.1.6

| Lapangan Usaha/ <i>Industry</i> |                                                                                                                                                                                                         | 2019 | 2020  | 2021 <sup>x</sup> | 2022 <sup>xx</sup> |
|---------------------------------|---------------------------------------------------------------------------------------------------------------------------------------------------------------------------------------------------------|------|-------|-------------------|--------------------|
| (1)                             |                                                                                                                                                                                                         | (3)  | (4)   | (5)               | (6)                |
| 4                               | Pertambangan dan Penggalian Lainnya/ <i>Other Mining and Quarrying</i>                                                                                                                                  | 0,74 | 1,82  | 1,15              | 3,81               |
| C                               | Industri Pengolahan/ <i>Manufacturing</i>                                                                                                                                                               | 1,65 | 1,62  | 1,79              | 4,58               |
| 1                               | Industri Batubara dan Pengilangan Migas/ <i>Manufacture of Coal and Refined Petroleum Products</i>                                                                                                      | 0,12 | -2,50 | 1,24              | 74,57              |
| 2                               | Industri Makanan dan Minuman/ <i>Manufacture of Food Products and Beverages</i>                                                                                                                         | 1,47 | 1,81  | 1,24              | 4,34               |
| 3                               | Industri Pengolahan Tembakau/ <i>Manufacture of Tobacco Products</i>                                                                                                                                    | 3,16 | 0,63  | 0,34              | 3,08               |
| 4                               | Industri Tekstil dan Pakaian Jadi/ <i>Manufacture of Textiles and Wearing Apparel</i>                                                                                                                   | 3,39 | 1,91  | 0,99              | 2,27               |
| 5                               | Industri Kulit, Barang dari Kulit, dan Alas Kaki/ <i>Manufacture of Leather and Related Products, and Footwear</i>                                                                                      | –    | –     | –                 | –                  |
| 6                               | Industri Kayu, Barang dari Kayu dan Gabus; dan Barang Anyaman dari Bambu, Rotan, dan Sejenisnya/ <i>Manufacture of Wood and Products of Wood and Cork; and Articles of Straw and Plaiting Materials</i> | 0,15 | 0,02  | 1,28              | 4,41               |

Lanjutan Tabel/*Continued Table* 13.1.6

| <b>Lapangan Usaha/Industry</b>                                                                                                                                                                                | <b>2019</b> | <b>2020</b> | <b>2021<sup>x</sup></b> | <b>2022<sup>xx</sup></b> |
|---------------------------------------------------------------------------------------------------------------------------------------------------------------------------------------------------------------|-------------|-------------|-------------------------|--------------------------|
| (1)                                                                                                                                                                                                           | (3)         | (4)         | (5)                     | (6)                      |
| 7 Industri Kertas dan Barang dari Kertas; Percetakan dan Reproduksi Media Rekaman/<br><i>Manufacture of Paper and Paper Products; Printing and Reproduction of Recorded Media</i>                             | 0,01        | 0,60        | 4,60                    | 10,10                    |
| 8 Industri Kimia, Farmasi, dan Obat Tradisional/ <i>Manufacture of Chemicals, Pharmaceuticals, and Botanical Products</i>                                                                                     | 2,13        | 1,26        | 3,18                    | 7,99                     |
| 9 Industri Karet; Barang dari Karet dan Plastik/ <i>Manufacture of Rubber; Rubber Products and Plastics Products</i>                                                                                          | 0,57        | -0,47       | 5,79                    | 5,01                     |
| 10 Industri Barang Galian bukan Logam/ <i>Manufacture of Other Non-Metallic Mineral Products</i>                                                                                                              | 1,56        | 1,44        | 2,52                    | 4,74                     |
| 11 Industri Logam Dasar/<br><i>Manufacture of Basic Metals</i>                                                                                                                                                | 2,21        | -0,87       | 2,03                    | 6,61                     |
| 12 Industri Barang Logam; Komputer, Barang Elektronik, Optik, dan Peralatan Listrik/<br><i>Manufacture of Fabricated Metal Products; Electronic, Computer, and Optical Products; and Electrical Equipment</i> | 1,46        | -1,02       | 2,70                    | 4,01                     |
| 13 Industri Mesin dan Perlengkapan/ <i>Manufacture of Machinery and Equipment</i>                                                                                                                             | 1,93        | 1,42        | 2,10                    | 2,90                     |
| 14 Industri Alat Angkutan/<br><i>Manufacture of Transport Equipment</i>                                                                                                                                       | 2,09        | 1,09        | 1,27                    | 1,87                     |

Lanjutan Tabel/Continued Table 13.1.6

| Lapangan Usaha/Industry |                                                                                                                                                               | 2019 | 2020  | 2021 <sup>x</sup> | 2022 <sup>xx</sup> |
|-------------------------|---------------------------------------------------------------------------------------------------------------------------------------------------------------|------|-------|-------------------|--------------------|
| (1)                     | (3)                                                                                                                                                           | (4)  | (5)   | (6)               |                    |
| 15                      | Industri Furnitur/ <i>Manufacture of Furniture</i>                                                                                                            | 1,54 | 1,80  | 1,15              | 1,72               |
| 16                      | Industri Pengolahan Lainnya; Jasa Reparasi dan Pemasangan Mesin dan Peralatan/ <i>Other Manufacturing; Repair and Installation of Machinery and Equipment</i> | 2,30 | 0,83  | 0,40              | 0,89               |
| D                       | Pengadaan Listrik dan Gas/ <i>Electricity and Gas</i>                                                                                                         | 1,51 | -1,25 | -2,03             | 1,46               |
| 1                       | Ketengalistrikan/ <i>Electricity</i>                                                                                                                          | 2,04 | -0,49 | 3,55              | 0,99               |
| 2                       | Pengadaan Gas dan Produksi Es/ <i>Manufacture of Gas and Production of Ice</i>                                                                                | 0,50 | 0,12  | -9,57             | 2,40               |
| E                       | Pengadaan Air; Pengelolaan Sampah, Limbah, dan Daur Ulang/ <i>Water Supply; Sewerage, Waste Management, and Remediation Activities</i>                        | 0,25 | 0,30  | 1,08              | 1,07               |
| F                       | Konstruksi/ <i>Construction</i>                                                                                                                               | 1,72 | -0,35 | 3,65              | 5,74               |
| G                       | Perdagangan Besar dan Eceran; Reparasi Mobil dan Sepeda Motor/ <i>Wholesale and Retail Trade; Repair of Motor Vehicles and Motorcycles</i>                    | 3,99 | 2,17  | 1,67              | 9,13               |
| 1                       | Perdagangan Mobil, Sepeda Motor dan Reparasinya/ <i>Wholesale and Retail Trade and Repair of Motor Vehicles and Motorcycles</i>                               | 4,30 | 2,69  | 0,39              | 1,83               |

Lanjutan Tabel/*Continued Table* 13.1.6

| Lapangan Usaha/ <i>Industry</i> |                                                                                                                                        | 2019 | 2020  | 2021 <sup>x</sup> | 2022 <sup>xx</sup> |
|---------------------------------|----------------------------------------------------------------------------------------------------------------------------------------|------|-------|-------------------|--------------------|
| (1)                             |                                                                                                                                        | (3)  | (4)   | (5)               | (6)                |
| 2                               | Perdagangan Besar dan Eceran, Bukan Mobil dan Sepeda Motor/ <i>Wholesale and Retail Trade Except of Motor Vehicles and Motorcycles</i> | 3,89 | 2,35  | 1,83              | 11,20              |
| H                               | Transportasi dan Pergudangan/ <i>Transportation and Storage</i>                                                                        | 0,50 | 0,41  | 1,34              | 11,82              |
| 1                               | Angkutan Rel/ <i>Railways Transport</i>                                                                                                | 1,58 | 5,04  | 6,59              | 6,69               |
| 2                               | Angkutan Darat/ <i>Land Transport</i>                                                                                                  | 0,34 | 1,79  | 1,56              | 11,80              |
| 3                               | Angkutan Laut/ <i>Sea Transport</i>                                                                                                    | 0,29 | 0,52  | 0,24              | 5,10               |
| 4                               | Angkutan Sungai, Danau, dan Penyeberangan/ <i>River, Lake, and Ferry Transport</i>                                                     | 0,24 | 1,65  | 3,05              | 4,70               |
| 5                               | Angkutan Udara/ <i>Air Transport</i>                                                                                                   | 7,99 | -7,06 | -0,80             | 51,94              |
| 6                               | Pergudangan dan Jasa Penunjang Angkutan; Pos dan Kurir/ <i>Warehousing and Support Services for Transportation; Postal and Courier</i> | 0,62 | 0,19  | 1,21              | 23,94              |
| I                               | Penyediaan Akomodasi dan Makan Minum/ <i>Accommodation and Food Service Activities</i>                                                 | 1,41 | 0,35  | 0,58              | 1,93               |
| 1                               | Penyediaan Akomodasi/ <i>Accommodation</i>                                                                                             | 0,74 | -1,02 | 0,38              | 1,39               |
| 2                               | Penyediaan Makan Minum/ <i>Food and Beverage Service Activities</i>                                                                    | 1,43 | 0,37  | 0,59              | 2,04               |
| J                               | Informasi dan Komunikasi/ <i>Information and Communication</i>                                                                         | 0,74 | -0,57 | -2,28             | 0,77               |



Lanjutan Tabel/Continued Table 13.1.6

| Lapangan Usaha/Industry                                                         |                                                                                                                                                | 2019        | 2020        | 2021 <sup>x</sup> | 2022 <sup>xx</sup> |
|---------------------------------------------------------------------------------|------------------------------------------------------------------------------------------------------------------------------------------------|-------------|-------------|-------------------|--------------------|
| (1)                                                                             |                                                                                                                                                | (3)         | (4)         | (5)               | (6)                |
| K                                                                               | Jasa Keuangan dan Asuransi/<br><i>Financial and Insurance Activities</i>                                                                       | 1,70        | -0,19       | 4,59              | 8,30               |
| 1                                                                               | Jasa Perantara Keuangan/<br><i>Financial Intermediary Services</i>                                                                             | 1,70        | -0,62       | 5,93              | 9,90               |
| 2                                                                               | Asuransi dan Dana Pensiun/<br><i>Insurance and Pension Fund</i>                                                                                | 2,56        | 1,70        | 0,30              | 4,31               |
| 3                                                                               | Jasa Keuangan Lainnya/<br><i>Other Financial Services</i>                                                                                      | 1,21        | 1,03        | 0,12              | 2,17               |
| 4                                                                               | Jasa Penunjang Keuangan/<br><i>Financial Supporting Service</i>                                                                                | 2,27        | -0,23       | 0,01              | 1,62               |
| L                                                                               | Real Estat/<br><i>Real Estate Activities</i>                                                                                                   | 5,57        | 1,13        | 0,52              | 2,95               |
| M,N                                                                             | Jasa Perusahaan/<br><i>Business Activities</i>                                                                                                 | 1,61        | 1,94        | 0,69              | 3,84               |
| O                                                                               | Administrasi Pemerintahan,<br>Pertahanan, dan Jaminan Sosial<br>Wajib/<br><i>Public Administration and Defence; Compulsory Social Security</i> | 0,56        | 1,05        | -0,33             | 2,26               |
| P                                                                               | Jasa Pendidikan/<br><i>Education</i>                                                                                                           | 2,58        | 1,21        | 1,65              | 3,62               |
| Q                                                                               | Jasa Kesehatan dan Kegiatan<br>Sosial/<br><i>Human Health and Social Work Activities</i>                                                       | 1,57        | 0,85        | 1,91              | 2,99               |
| R,S,T,U                                                                         | Jasa Lainnya/<br><i>Other Services Activities</i>                                                                                              | 3,03        | -0,86       | 0,64              | 3,80               |
| <b>Produk Domestik Regional Bruto</b><br><b>Gross Regional Domestic Product</b> |                                                                                                                                                | <b>1,93</b> | <b>0,65</b> | <b>2,32</b>       | <b>6,99</b>        |

Sumber/Source: BPS, berbagai sensus, survei dan sumber lain/BPS-Statistics Indonesia, various census, survey, and other sources

**Tabel**  
**Table** 13.1.7

**Produk Domestik Regional Bruto Atas Dasar Harga Berlaku Menurut Jenis Pengeluaran di Provinsi Lampung (miliar rupiah), 2018–2022**  
**Gross Regional Domestic Product at Current Market Prices by Type of Expenditure in Lampung Province (billion rupiahs), 2018–2022**

| <b>Jenis Pengeluaran/Type of Expenditure</b>                                    | <b>2018</b>       | <b>2019</b>       | <b>2020</b>       | <b>2021<sup>x</sup></b> | <b>2022<sup>xx</sup></b> |
|---------------------------------------------------------------------------------|-------------------|-------------------|-------------------|-------------------------|--------------------------|
| (1)                                                                             | (2)               | (3)               | (4)               | (5)                     | (6)                      |
| Pengeluaran Konsumsi Rumah Tangga/ <i>Household Consumption Expenditure</i>     | 200 716,58        | 220 358,17        | 220 925,12        | 230 003,15              | 253 795,92               |
| Pengeluaran Konsumsi LNPRT/NPISH/ <i>Consumption Expenditure</i>                | 5 503,54          | 6 157,82          | 6 004,26          | 6 366,63                | 6 739,01                 |
| Pengeluaran Konsumsi Pemerintah/ <i>Government Consumption Expenditure</i>      | 27 876,52         | 29 272,00         | 28 807,87         | 29 316,49               | 28 322,95                |
| Pembentukan Modal Tetap Bruto/ <i>Gross Fixed Capital Formation</i>             | 109 023,82        | 119 407,52        | 116 605,16        | 125 500,61              | 134 382,88               |
| Perubahan Inventori/ <i>Changes in Inventories</i>                              | 1 656,17          | 377,92            | 1 928,70          | 821,43                  | 1 073,95                 |
| Net Ekspor Barang dan Jasa/ <i>Net Exports of Goods and Services</i>            | - 19 813,52       | - 21 120,46       | - 48 242,36       | - 59 597,91             | - 59 124,20              |
| <b>Produk Domestik Regional Bruto</b><br><b>Gross Regional Domestic Product</b> | <b>332 446,07</b> | <b>356 676,83</b> | <b>353 025,09</b> | <b>371 198,88</b>       | <b>414 131,42</b>        |

Sumber/Source: BPS, berbagai sensus, survei dan sumber lain/BPS-Statistics Indonesia, various census, survey, and other sources

**Tabel**  
**Table** 13.1.8

**Produk Domestik Regional Bruto Atas Dasar Harga Konstan 2010 Menurut Jenis Pengeluaran di Provinsi Lampung (miliar rupiah), 2018–2022**  
**Gross Regional Domestic Product at 2010 Constant Market Prices by Type of Expenditure in Lampung Province (billion rupiahs), 2018–2022**

| <b>Jenis Pengeluaran/Type of Expenditure</b>                          | <b>2018</b>       | <b>2019</b>       | <b>2020</b>       | <b>2021<sup>x</sup></b> | <b>2022<sup>xx</sup></b> |
|-----------------------------------------------------------------------|-------------------|-------------------|-------------------|-------------------------|--------------------------|
| (1)                                                                   | (2)               | (3)               | (4)               | (5)                     | (6)                      |
| Pengeluaran Konsumsi Rumah Tangga/Household Consumption Expenditure   | 139 813,87        | 147 696,32        | 145 298,04        | 147 741,62              | 154 739,56               |
| Pengeluaran Konsumsi LNPRT/NPISH Consumption Expenditure              | 3 439,33          | 3 788,40          | 3 630,79          | 3 762,70                | 3 808,80                 |
| Pengeluaran Konsumsi Pemerintah/Government Consumption Expenditure    | 17 973,28         | 18 529,03         | 17 881,67         | 17 938,97               | 17 034,49                |
| Pembentukan Modal Tetap Bruto/Gross Fixed Capital Formation           | 79 145,39         | 82 804,96         | 78 790,29         | 81 913,23               | 83 861,46                |
| Perubahan Inventori/Changes in Inventories                            | 766,63            | - 13,74           | 1 156,24          | 315,74                  | 291,77                   |
| Net Ekspor Barang dan Jasa/ Net Exports of Goods and Services         | - 13 584,87       | - 8 757,99        | - 24 204,11       | - 27 625,13             | - 27 628,77              |
| <b>Produk Domestik Regional Bruto Gross Regional Domestic Product</b> | <b>232 165,99</b> | <b>244 378,31</b> | <b>240 319,59</b> | <b>246 966,49</b>       | <b>257 534,19</b>        |

Sumber/Source: BPS, berbagai sensus, survei dan sumber lain/BPS-Statistics Indonesia, various census, survey, and other sources

**Tabel**  
**Table** 13.1.9

**Distribusi Persentase Produk Domestik Regional Bruto Atas Dasar Harga Berlaku Menurut Jenis Pengeluaran di Provinsi Lampung, 2018–2022**  
**Percentage Distribution of Gross Regional Domestic Product at Current Market Prices by Type of Expenditure in Lampung Province, 2018–2022**

| <b>Jenis Pengeluaran/Type of Expenditure</b>                                    | <b>2018</b>   | <b>2019</b>   | <b>2020</b>   | <b>2021<sup>x</sup></b> | <b>2022<sup>xx</sup></b> |
|---------------------------------------------------------------------------------|---------------|---------------|---------------|-------------------------|--------------------------|
| (1)                                                                             | (2)           | (3)           | (4)           | (5)                     | (6)                      |
| Pengeluaran Konsumsi Rumah Tangga/ <i>Household Consumption Expenditure</i>     | 60,38         | 61,78         | 62,58         | 61,96                   | 61,28                    |
| Pengeluaran Konsumsi LNPRT/NPISH/ <i>Consumption Expenditure</i>                | 1,66          | 1,73          | 1,70          | 1,72                    | 1,63                     |
| Pengeluaran Konsumsi Pemerintah/ <i>Government Consumption Expenditure</i>      | 8,39          | 8,21          | 8,16          | 7,90                    | 6,84                     |
| Pembentukan Modal Tetap Bruto/ <i>Gross Fixed Capital Formation</i>             | 32,79         | 33,48         | 33,03         | 33,81                   | 32,45                    |
| Perubahan Inventori/ <i>Changes in Inventories</i>                              | 0,50          | 0,11          | 0,55          | 0,22                    | 0,26                     |
| Net Ekspor Barang dan Jasa/ <i>Net Exports of Goods and Services</i>            | - 5,96        | - 5,92        | - 13,67       | - 16,06                 | - 14,28                  |
| <b>Produk Domestik Regional Bruto</b><br><b>Gross Regional Domestic Product</b> | <b>100,00</b> | <b>100,00</b> | <b>100,00</b> | <b>100,00</b>           | <b>100,00</b>            |

Sumber/Source: BPS, berbagai sensus, survei dan sumber lain/BPS-Statistics Indonesia, various census, survey, and other sources

**Tabel** 13.1.10 **Laju Pertumbuhan Produk Domestik Regional Bruto Atas Dasar Harga Konstan 2010 Menurut Jenis Pengeluaran di Provinsi Lampung (persen), 2019–2022**  
**Table** 13.1.10 **Growth Rate of Gross Regional Domestic Product at 2010 Constant Market Prices by Type of Expenditure in Lampung Province (percent), 2019–2022**

| Jenis Pengeluaran/ <i>Type of Expenditure</i>                                   | 2019        | 2020          | 2021 <sup>x</sup> | 2022 <sup>xx</sup> |
|---------------------------------------------------------------------------------|-------------|---------------|-------------------|--------------------|
| (1)                                                                             | (3)         | (4)           | (5)               | (6)                |
| Pengeluaran Konsumsi Rumah Tangga/ <i>Household Consumption Expenditure</i>     | 5,64        | - 1,62        | 1,68              | 4,74               |
| Pengeluaran Konsumsi LNPR/NPISH/ <i>Consumption Expenditure</i>                 | 10,15       | - 4,16        | 3,63              | 1,22               |
| Pengeluaran Konsumsi Pemerintah/ <i>Government Consumption Expenditure</i>      | 3,09        | - 3,49        | 0,32              | - 5,04             |
| Pembentukan Modal Tetap Bruto/ <i>Gross Fixed Capital Formation</i>             | 4,62        | - 4,85        | 3,96              | 2,38               |
| Perubahan Inventori/ <i>Changes in Inventories</i>                              |             |               |                   |                    |
| Net Ekspor Barang dan Jasa/ <i>Net Exports of Goods and Services</i>            | - 35,53     | 176,37        | 14,13             | 0,01               |
| <b>Produk Domestik Regional Bruto</b><br><b>Gross Regional Domestic Product</b> | <b>5,26</b> | <b>- 1,66</b> | <b>2,77</b>       | <b>4,28</b>        |

Sumber/*Source*: BPS, berbagai sensus, survei dan sumber lain/*BPS-Statistics Indonesia, various census, survey, and other sources*

### 13.2 PRODUK DOMESTIK REGIONAL BRUTO KABUPATEN/KOTA REGENCY/MUNICIPALITY GROSS REGIONAL DOMESTIC PRODUCT

**Tabel** 13.2.1 **Produk Domestik Regional Bruto Atas Dasar Harga Berlaku Menurut Kabupaten/ Kota di Provinsi Lampung (miliar rupiah), 2018–2022**  
**Gross Regional Domestic Product at Current Market Prices by Regency/Municipality in Lampung Province (billion rupiahs), 2018–2022**

| Kabupaten/Kota<br>Regency/Municipality | 2018      | 2019      | 2020      | 2021 <sup>x</sup> | 2022 <sup>xx</sup> |
|----------------------------------------|-----------|-----------|-----------|-------------------|--------------------|
| (1)                                    | (2)       | (3)       | (4)       | (5)               | (6)                |
| Lampung Barat                          | 6 590,61  | 7 095,65  | 7 131,89  | 7 482,74          | 8 281,93           |
| Tanggamus                              | 14 514,45 | 15 590,93 | 15 467,66 | 16 337,17         | 18 123,76          |
| Lampung Selatan                        | 41 586,07 | 44 685,37 | 44 293,00 | 46 426,13         | 51 707,27          |
| Lampung Timur                          | 39 350,06 | 41 604,65 | 40 673,06 | 43 850,06         | 49 800,66          |
| Lampung Tengah                         | 66 094,62 | 71 017,11 | 71 070,42 | 74 335,95         | 82 454,64          |
| Lampung Utara                          | 22 137,79 | 23 780,22 | 23 765,92 | 24 865,07         | 27 006,93          |
| Way Kanan                              | 13 055,24 | 13 981,19 | 13 985,52 | 14 661,89         | 16 152,95          |
| Tulang Bawang                          | 21 481,67 | 23 063,59 | 23 082,16 | 24 164,76         | 25 998,56          |
| Pesawaran                              | 15 099,61 | 16 208,21 | 16 211,74 | 16 845,04         | 18 687,39          |
| Pringsewu                              | 10 389,15 | 11 156,95 | 11 166,16 | 11 662,93         | 12 852,32          |
| Mesuji                                 | 9 691,34  | 10 409,23 | 10 390,75 | 10 894,43         | 11 973,94          |
| Tulang Bawang Barat                    | 10 654,95 | 11 445,30 | 11 420,34 | 11 960,55         | 13 233,01          |
| Pesisir Barat                          | 4 282,38  | 4 687,39  | 4 677,54  | 4 896,56          | 5 349,44           |
| Bandar Lampung                         | 54 609,16 | 59 203,98 | 58 869,44 | 61 525,51         | 67 940,87          |
| Metro                                  | 5 892,67  | 6 320,91  | 6 289,54  | 6 576,89          | 7 224,65           |

Sumber/Source: BPS, berbagai sensus, survei dan sumber lain/BPS-Statistics Indonesia, various census, survey, and other sources

**Tabel**  
**Table** 13.2.2

**Produk Domestik Regional Bruto Atas Dasar Harga Konstan 2010 Menurut Kabupaten/Kota di Provinsi Lampung (miliar rupiah), 2018–2022**  
**Gross Regional Domestic Product at 2010 Constant Market Prices by Regency/Municipality in Lampung Province (billion rupiahs), 2018–2022**

| Kabupaten/Kota<br>Regency/Municipality | 2018      | 2019      | 2020      | 2021 <sup>x</sup> | 2022 <sup>xx</sup> |
|----------------------------------------|-----------|-----------|-----------|-------------------|--------------------|
| (1)                                    | (2)       | (3)       | (4)       | (5)               | (6)                |
| Lampung Barat                          | 4 738,86  | 4 984,13  | 4 926,30  | 5 053,32          | 5 260,71           |
| Tanggamus                              | 10 352,10 | 10 872,10 | 10 679,82 | 10 929,22         | 11 384,34          |
| Lampung Selatan                        | 28 791,44 | 30 267,88 | 29 743,30 | 30 541,28         | 32 039,61          |
| Lampung Timur                          | 28 518,18 | 29 599,69 | 28 931,29 | 29 001,20         | 29 586,00          |
| Lampung Tengah                         | 45 406,22 | 47 836,75 | 47 347,97 | 48 710,04         | 50 973,45          |
| Lampung Utara                          | 15 672,53 | 16 508,06 | 16 269,34 | 16 727,89         | 17 256,56          |
| Way Kanan                              | 9 102,88  | 9 573,82  | 9 462,31  | 9 736,50          | 10 165,60          |
| Tulang Bawang                          | 15 014,47 | 15 826,21 | 15 614,89 | 16 064,50         | 16 694,18          |
| Pesawaran                              | 10 858,92 | 11 402,09 | 11 258,77 | 11 493,29         | 12 016,35          |
| Pringsewu                              | 7 370,49  | 7 741,50  | 7 647,66  | 7 870,13          | 8 214,16           |
| Mesuji                                 | 6 655,53  | 7 005,86  | 6 911,12  | 7 107,31          | 7 355,55           |
| Tulang Bawang Barat                    | 7 451,02  | 7 850,70  | 7 747,24  | 7 970,78          | 8 328,39           |
| Pesisir Barat                          | 2 944,88  | 3 106,11  | 3 069,60  | 3 133,00          | 3 223,12           |
| Bandar Lampung                         | 37 084,49 | 39 373,24 | 38 632,20 | 39 830,38         | 41 800,07          |
| Metro                                  | 4 084,67  | 4 312,38  | 4 235,00  | 4 358,39          | 4 554,79           |

Sumber/Source: BPS, berbagai sensus, survei dan sumber lain/BPS-Statistics Indonesia, various census, survey, and other sources

**Tabel** 13.2.3  
**Table**

**Distribusi Persentase Produk Domestik Regional Bruto Atas Dasar Harga Berlaku Menurut Kabupaten/Kota di Provinsi Lampung, 2018–2022**  
**Percentage Distribution of Gross Regional Domestic Product at Current Market Prices by Regency/Municipality in Lampung Province, 2018–2022**

| Kabupaten/Kota<br>Regency/Municipality | 2018  | 2019  | 2020  | 2021 <sup>x</sup> | 2022 <sup>xx</sup> |
|----------------------------------------|-------|-------|-------|-------------------|--------------------|
| (1)                                    | (2)   | (3)   | (4)   | (5)               | (6)                |
| Lampung Barat                          | 1,96  | 1,97  | 1,99  | 1,99              | 1,99               |
| Tanggamus                              | 4,33  | 4,33  | 4,31  | 4,34              | 4,35               |
| Lampung Selatan                        | 12,40 | 12,40 | 12,36 | 12,33             | 12,41              |
| Lampung Timur                          | 11,73 | 11,55 | 11,35 | 11,65             | 11,95              |
| Lampung Tengah                         | 19,70 | 19,71 | 19,82 | 19,74             | 19,78              |
| Lampung Utara                          | 6,60  | 6,60  | 6,63  | 6,60              | 6,48               |
| Way Kanan                              | 3,89  | 3,88  | 3,90  | 3,89              | 3,88               |
| Tulang Bawang                          | 6,40  | 6,40  | 6,44  | 6,42              | 6,24               |
| Pesawaran                              | 4,50  | 4,50  | 4,52  | 4,47              | 4,48               |
| Pringsewu                              | 3,10  | 3,10  | 3,11  | 3,10              | 3,08               |
| Mesuji                                 | 2,89  | 2,89  | 2,90  | 2,89              | 2,87               |
| Tulang Bawang Barat                    | 3,18  | 3,18  | 3,19  | 3,18              | 3,17               |
| Pesisir Barat                          | 1,28  | 1,30  | 1,30  | 1,30              | 1,28               |
| Bandar Lampung                         | 16,28 | 16,43 | 16,42 | 16,34             | 16,30              |
| Metro                                  | 1,76  | 1,75  | 1,75  | 1,75              | 1,73               |

Sumber/Source: BPS, berbagai sensus, survei dan sumber lain/BPS-Statistics Indonesia, various census, survey, and other sources



**Tabel**  
**Table** 13.2.4**Laju Pertumbuhan Produk Domestik Regional Bruto Atas Dasar Harga Konstan 2010 Menurut Kabupaten/Kota di Provinsi Lampung (persen), 2019–2022**  
**Growth Rate of Gross Regional Domestic Product at 2010 Constant Market Prices by Regency/Municipality in Lampung Province (percent), 2019–2022**

| Kabupaten/Kota<br>Regency/Municipality | 2019 | 2020   | 2021 <sup>x</sup> | 2022 <sup>xx</sup> |
|----------------------------------------|------|--------|-------------------|--------------------|
| (1)                                    | (3)  | (4)    | (5)               | (6)                |
| Lampung Barat                          | 5,18 | - 1,16 | 2,58              | 4,10               |
| Tanggamus                              | 5,02 | - 1,77 | 2,34              | 4,16               |
| Lampung Selatan                        | 5,13 | - 1,73 | 2,68              | 4,91               |
| Lampung Timur                          | 3,79 | - 2,26 | 0,24              | 2,02               |
| Lampung Tengah                         | 5,35 | - 1,02 | 2,88              | 4,65               |
| Lampung Utara                          | 5,33 | - 1,45 | 2,82              | 3,16               |
| Way Kanan                              | 5,17 | - 1,16 | 2,90              | 4,41               |
| Tulang Bawang                          | 5,41 | - 1,34 | 2,88              | 3,92               |
| Pesawaran                              | 5,00 | - 1,26 | 2,08              | 4,55               |
| Pringsewu                              | 5,03 | - 1,21 | 2,91              | 4,37               |
| Mesuji                                 | 5,26 | - 1,35 | 2,84              | 3,49               |
| Tulang Bawang Barat                    | 5,36 | - 1,32 | 2,89              | 4,49               |
| Pesisir Barat                          | 5,47 | - 1,18 | 2,07              | 2,88               |
| Bandar Lampung                         | 6,17 | - 1,88 | 3,10              | 4,95               |
| Metro                                  | 5,57 | - 1,79 | 2,91              | 4,51               |

Sumber/Source: BPS, berbagai sensus, survei dan sumber lain/BPS-Statistics Indonesia, various census, survey, and other sources

**Tabel**  
**Table** 13.2.5

**Produk Domestik Regional Bruto per Kapita Atas Dasar Harga Berlaku Menurut Kabupaten/Kota di Provinsi Lampung (ribu rupiah), 2018–2022**  
**Per Capita Gross Regional Domestic Product at Current Market Prices by Regency/Municipality in Lampung Province (thousand rupiahs), 2018–2022**

| <b>Kabupaten/Kota<br/>Regency/Municipality</b> | <b>2018</b> | <b>2019</b> | <b>2020</b> | <b>2021<sup>x</sup></b> | <b>2022<sup>xx</sup></b> |
|------------------------------------------------|-------------|-------------|-------------|-------------------------|--------------------------|
| (1)                                            | (2)         | (3)         | (4)         | (5)                     | (6)                      |
| Lampung Barat                                  | 21 917,35   | 23 404,09   | 23 614,68   | 24 715,99               | 27 297,35                |
| Tanggamus                                      | 24 492,71   | 26 034,31   | 24 222,60   | 25 297,30               | 27 758,94                |
| Lampung Selatan                                | 41 491,26   | 44 129,17   | 41 704,92   | 43 318,98               | 47 827,73                |
| Lampung Timur                                  | 37 975,61   | 39 797,49   | 36 708,87   | 39 217,84               | 44 151,64                |
| Lampung Tengah                                 | 51 978,92   | 55 368,66   | 48 861,77   | 50 315,56               | 54 968,95                |
| Lampung Utara                                  | 36 013,91   | 38 512,60   | 37 549,88   | 39 212,12               | 42 521,96                |
| Way Kanan                                      | 29 264,43   | 31 022,09   | 29 594,04   | 30 746,03               | 33 579,50                |
| Tulang Bawang                                  | 48 187,11   | 51 065,63   | 53 688,80   | 56 114,91               | 60 292,39                |
| Pesawaran                                      | 34 302,32   | 36 433,51   | 34 047,40   | 34 969,41               | 38 360,41                |
| Pringsewu                                      | 26 154,71   | 27 851,93   | 27 563,22   | 28 668,31               | 31 468,77                |
| Mesuji                                         | 48 659,14   | 51 934,47   | 45 812,39   | 47 414,10               | 51 459,87                |
| Tulang Bawang Barat                            | 39 287,30   | 41 859,79   | 39 971,51   | 41 571,98               | 45 690,96                |
| Pesisir Barat                                  | 27 854,13   | 30 246,49   | 28 799,23   | 29 922,58               | 32 457,02                |
| Bandar Lampung                                 | 52 823,57   | 56 217,75   | 50 752,75   | 51 922,50               | 56 152,40                |
| Metro                                          | 35 671,43   | 37 683,22   | 37 361,03   | 38 737,51               | 42 207,68                |

Sumber/Source: BPS, berbagai sensus, survei dan sumber lain/BPS-Statistics Indonesia, various census, survey, and other sources

**Tabel 13.2.6** **Produk Domestik Regional Bruto per Kapita Atas Dasar Harga Konstan 2010 Menurut Kabupaten/Kota di Provinsi Lampung (ribu rupiah), 2018–2022**  
**Per Capita Gross Regional Domestic Product at 2010 Constant Market Prices by Regency/Municipality in Lampung Province (thousand rupiahs), 2018–2022**

| Kabupaten/Kota<br>Regency/Municipality | 2018      | 2019      | 2020      | 2021 <sup>x</sup> | 2022 <sup>xx</sup> |
|----------------------------------------|-----------|-----------|-----------|-------------------|--------------------|
| (1)                                    | (2)       | (3)       | (4)       | (5)               | (6)                |
| Lampung Barat                          | 15 759,28 | 16 439,50 | 16 311,64 | 16 691,46         | 17 339,35          |
| Tanggamus                              | 17 468,86 | 18 154,63 | 16 724,77 | 16 923,36         | 17 436,62          |
| Lampung Selatan                        | 28 725,80 | 29 891,13 | 28 005,37 | 28 497,26         | 29 635,71          |
| Lampung Timur                          | 27 522,07 | 28 313,98 | 26 111,51 | 25 937,58         | 26 229,98          |
| Lampung Tengah                         | 35 708,90 | 37 296,03 | 32 552,30 | 32 970,22         | 33 981,80          |
| Lampung Utara                          | 25 496,18 | 26 735,17 | 25 705,38 | 26 379,82         | 27 170,17          |
| Way Kanan                              | 20 404,87 | 21 242,82 | 20 022,70 | 20 417,47         | 21 132,72          |
| Tulang Bawang                          | 33 680,06 | 35 041,18 | 36 320,04 | 37 304,65         | 38 714,91          |
| Pesawaran                              | 24 668,59 | 25 630,11 | 23 645,33 | 23 859,46         | 24 666,48          |
| Pringsewu                              | 18 555,24 | 19 325,69 | 18 877,94 | 19 345,35         | 20 112,28          |
| Mesuji                                 | 33 416,66 | 34 954,16 | 30 470,82 | 30 932,03         | 31 611,61          |
| Tulang Bawang Barat                    | 27 473,66 | 28 712,98 | 27 115,56 | 27 704,51         | 28 756,27          |
| Pesisir Barat                          | 19 154,58 | 20 042,91 | 18 899,30 | 19 145,56         | 19 555,90          |
| Bandar Lampung                         | 35 871,91 | 37 387,26 | 33 305,75 | 33 613,58         | 34 547,31          |
| Metro                                  | 24 726,68 | 25 709,05 | 25 156,67 | 25 670,64         | 26 609,93          |

Sumber/Source: BPS, berbagai sensus, survei dan sumber lain/BPS-Statistics Indonesia, various census, survey, and other sources

**Tabel** 13.2.7  
**Table**

**Laju Pertumbuhan Produk Domestik Regional Bruto per Kapita Atas Dasar Harga Konstan 2010 Menurut Kabupaten/Kota di Provinsi Lampung (persen), 2019–2022**

*Growth Rate of per Capita Gross Regional Domestic Product at 2010 Constant Market Prices by Regency/Municipality in Lampung Province (percent), 2019–2022*

| Kabupaten/Kota<br>Regency/Municipality | 2019 | 2020    | 2021 <sup>x</sup> | 2022 <sup>xx</sup> |
|----------------------------------------|------|---------|-------------------|--------------------|
| (1)                                    | (3)  | (4)     | (5)               | (6)                |
| Lampung Barat                          | 4,32 | - 0,78  | 2,33              | 3,88               |
| Tanggamus                              | 3,93 | - 7,88  | 1,19              | 3,03               |
| Lampung Selatan                        | 4,06 | - 6,31  | 1,76              | 3,99               |
| Lampung Timur                          | 2,88 | - 7,78  | - 0,67            | 1,13               |
| Lampung Tengah                         | 4,44 | - 12,72 | 1,28              | 3,07               |
| Lampung Utara                          | 4,86 | - 3,85  | 2,62              | 3,00               |
| Way Kanan                              | 4,11 | - 5,74  | 1,97              | 3,50               |
| Tulang Bawang                          | 4,04 | 3,65    | 2,71              | 3,78               |
| Pesawaran                              | 3,90 | - 7,74  | 0,91              | 3,38               |
| Pringsewu                              | 4,15 | - 2,32  | 2,48              | 3,96               |
| Mesuji                                 | 4,60 | - 12,83 | 1,51              | 2,20               |
| Tulang Bawang Barat                    | 4,51 | - 5,56  | 2,17              | 3,80               |
| Pesisir Barat                          | 4,64 | - 5,71  | 1,30              | 2,14               |
| Bandar Lampung                         | 4,22 | - 10,92 | 0,92              | 2,78               |
| Metro                                  | 3,97 | - 2,15  | 2,04              | 3,66               |

Sumber/Source: BPS, berbagai sensus, survei dan sumber lain/BPS-Statistics Indonesia, various census, survey, and other sources



# PERBANDINGAN ANTAR PROVINSI

NATIONAL COMPARISON



## BAB 14

Chapter 14

Tahun 2022

**Indeks Pembangunan Manusia  
di Provinsi Lampung mencapai:**

# 70,45

*In 2022, Lampung Province's Human Development Index reached 70,45*



# INDEKS PEMBANGUNAN MANUSIA

## Human Development Index 2022

IPM INDONESIA  
HDI of Indonesia

72,91

Terendah/Lowest  
Papua  
↓ 61,39

Tertinggi/Highest  
DKI Jakarta  
↑ 81,65

Rendah  
Low  
(IPM < 60)

Sedang  
Medium  
(60 < IPM < 70)

Tinggi  
High  
(70 < IPM < 80)

Sangat Tinggi  
Very High  
(IPM > 80)

IPM Provinsi Lampung sebesar 70,45  
HDI of Lampung Province is

IPM dibentuk oleh tiga dimensi dasar yaitu umur panjang dan hidup sehat, pengetahuan, dan standart hidup layak  
The Human Development Index (HDI) is formed by three basic dimensions, that is long life and healthy, knowledge, and a decent standart of living.



Umur Harapan Hidup 70,99 tahun  
Life Expectancy



Rata-rata Lama Sekolah 8,18 tahun  
Mean years of schooling  
Harapan Lama Sekolah 12,74 tahun  
Expected years of schooling



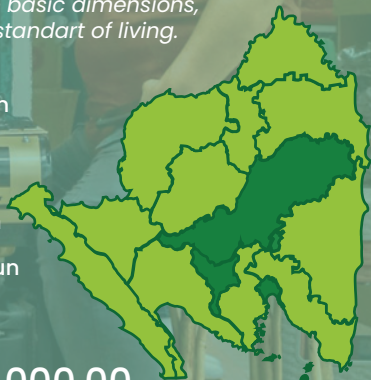
Pengeluaran per Kapita Rp 11.336.000,00  
Per Capita Expenditure

IPM tertinggi tercatat di  
Kota Bandar Lampung (78,01)  
dengan status "Tinggi"

The highest HDI was recorded in  
Bandar Lampung Municipality (78,01)  
with "High" status

IPM terendah tercatat di  
Kabupaten Mesuji (64,94)  
dengan status "Sedang"

The lowest HDI was recorded in  
Mesuji Regency (64,94)  
with "Medium" status



**PENJELASAN TEKNIS**

1. **Penduduk** adalah semua orang yang berdomisili di wilayah geografis Republik Indonesia selama 6 bulan atau lebih dan atau mereka yang berdomisili kurang dari 6 bulan tetapi bertujuan untuk menetap.
2. **PDRB** atau **Pendapatan Regional** adalah jumlah pendapatan yang diterima oleh faktor-faktor produksi yang dimiliki penduduk suatu daerah PDRB dapat dihitung dengan menggunakan tiga pendekatan perhitungan, yaitu :
  - a. Pendekatan Produksi
  - b. Pendekatan Pendapatan
  - c. Pendekatan Pengeluaran
3. **Indeks Harga Konsumen (IHK)** adalah suatu indeks, yang menghitung Rata-Rata perubahan harga dalam suatu periode, dari suatu kumpulan barang dan jasa yang dikonsumsi oleh penduduk/ rumah tangga dalam kurun waktu tertentu.
4. Untuk mengukur kemiskinan, BPS menggunakan konsep kemampuan memenuhi kebutuhan dasar (basic needs approach) Dengan pendekatan ini, kemiskinan dipandang sebagai ketidakmampuan dari sisi ekonomi untuk memenuhi kebutuhan dasar makanan dan bukan makanan yang diukur dari sisi pengeluaran Jadi Penduduk

**TECHNICAL NOTES**

1. **Population** are all residensts who live in the geographical area of the Republic of Indonesia for 6 months or longer, and those who live less than six months but intended to stay.
2. **GRDP** or **Regional Income** is the amount of income received by the factors-factors of production that are owned by a resident of the area The GRDP can be calculated by using three approaches calculation, namely:
  - a. Production Approach
  - b. Income Approach
  - c. Expenditure Approach
3. **The Consumer Price Index (CPI)** is an index, which measures the average change in prices over a period, of a set of goods and services consumed by the population/ households within a certain time.
4. To measure poverty, BPS uses the concept of ability to fulfill basic needs (basic needs approach) With this approach, poverty is seen as an economic inability to fulfill the basic needs of food and non-food which is measured from the expenditure side So a person whose expenditure per capita per month is below the poverty line is considered to be poor. The main data sources used



Miskin adalah penduduk yang memiliki Rata-Rata pengeluaran perkapita perbulan dibawah garis kemiskinan Sumber data utama yang dipakai adalah data Survei Sosial Ekonomi Nasional (Susenas) Panel Modul Konsumsi dan Kor.

*are the National Economic Social Survey data (Susenas) Consumption Module Panel and Cor.*

<https://lampung.bps.go.id>

**ULASAN****DESCRIPTION**

Jumlah penduduk Indonesia pada tahun 2022 sebesar 275.773,8 ribu jiwa. Sedangkan untuk jumlah penduduk Provinsi Lampung sendiri hanya sebanyak 9.176,6 ribu jiwa atau 3,33 persen dari populasi penduduk Indonesia.

*The total population of Indonesia in 2022 is 275,773.8 thousand people. As for the population of Lampung Province itself there are as many as 9,176.6 thousand inhabitants which is equals to 3.33 percent of the population.*

Pada tahun 2022, pertumbuhan Produk Domestik Bruto atas dasar harga konstan 2010 di Indonesia tumbuh sebesar 5,31 persen. Sedangkan untuk Provinsi Lampung di bawah angka nasional, yaitu sebesar 4,28 persen.

*In 2022, the rate of growth of Gross Domestic Product based on the 2010 constant prices in Indonesia grew 5.31 percent. Whereas Lampung Province is lower the national figure, which is 4.28 percent.*

Indeks Harga Konsumen di Kota Bandar Lampung dan Kota Metro pada tahun 2022 masing-masing sebesar 112,05 dan 112,87.

*Consumer Price Indexes of Bandar Lampung Municipality and Metro Municipality in 2022 amounted to 112.05 and 112.87.*

Jumlah penduduk miskin di Indonesia pada tahun 2022 mengalami penurunan dibandingkan tahun 2021 yaitu dari 27.542,77 ribu jiwa menjadi 26.161,16 ribu jiwa. Hal ini terjadi juga di Provinsi Lampung, Jumlah penduduk miskin mengalami penurunan, yaitu dari 1.083,93 ribu jiwa di tahun 2021 menjadi 1.002,41 ribu jiwa di tahun 2022.

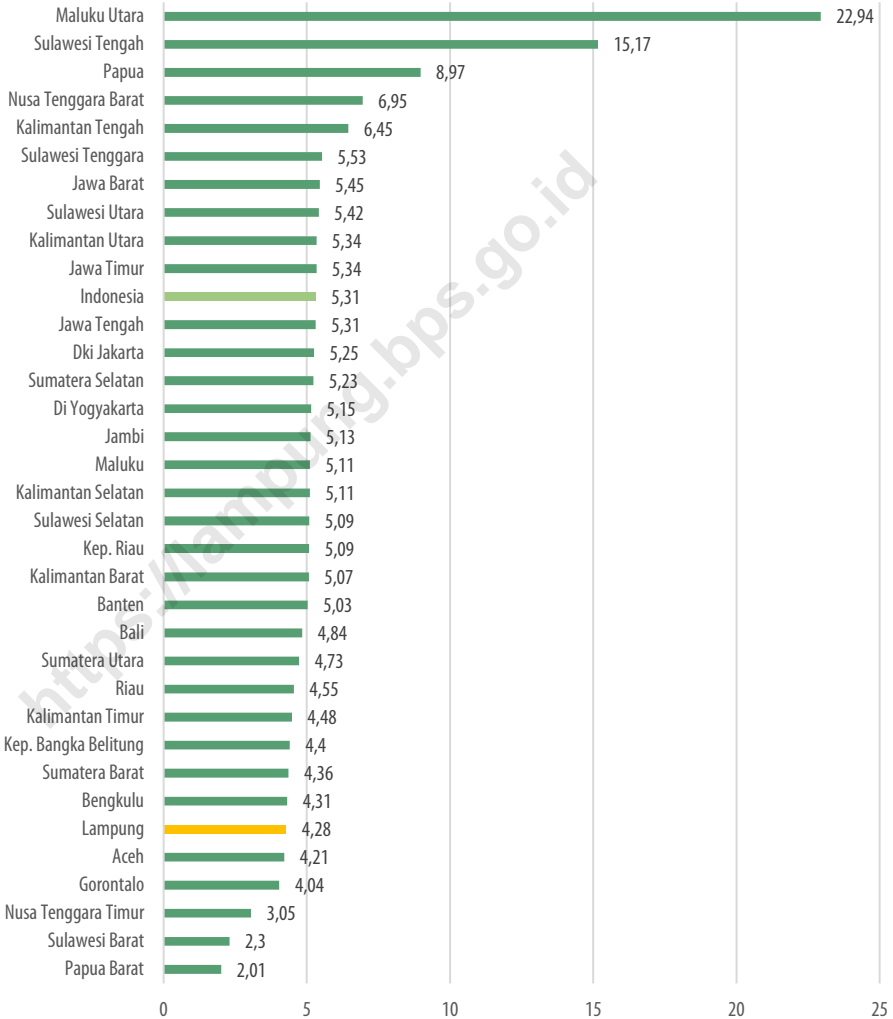
*The number of poor people in Indonesia in 2022 decreased compared to 2021, from 27,542.77 thousand people to 26,161.16 thousand people. It also happens in Lampung Province. The number of poor people decreased, from 1,083.93 thousand inhabitants in 2021 down to 1,002.41 thousand inhabitants in 2022.*

Angka Indeks Pembangunan Manusia Provinsi Lampung pada tahun 2022 sebesar 70,45 mengalami kenaikan 0,55 poin dibandingkan tahun sebelumnya.

*The Lampung Province Human Development Index figures in 2022 amounted to 70.45, increasing 0.55 points compared to the previous year.*

**Gambar** 14.1  
**Figures**

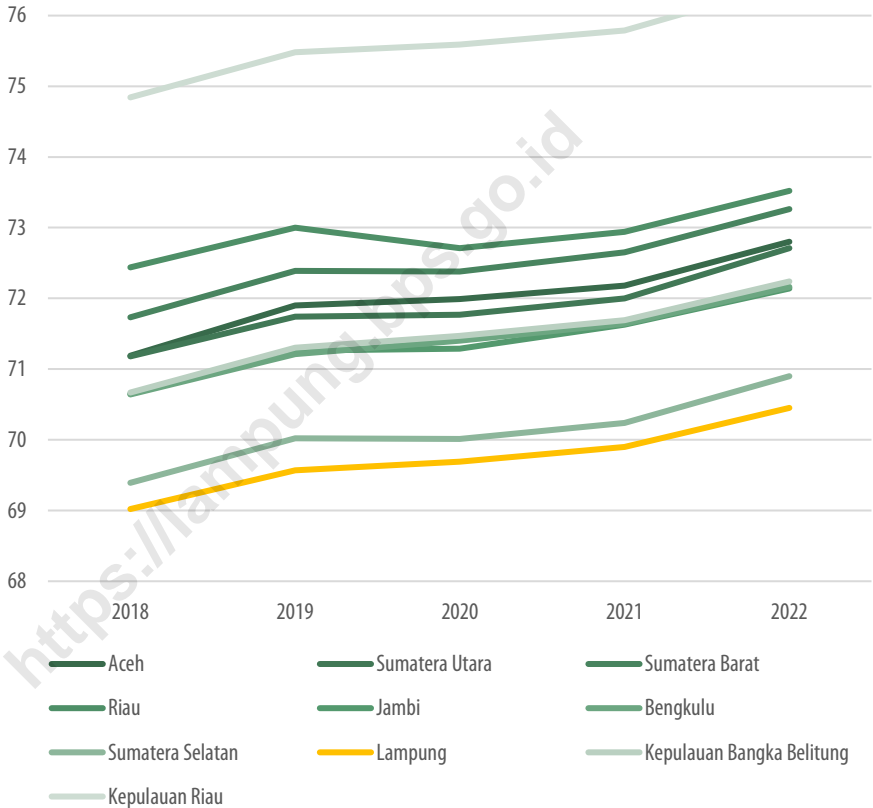
**Laju Pertumbuhan Produk Domestik Regional Bruto Atas Dasar Harga Konstan 2010 Menurut Provinsi di Indonesia (persen), 2022<sup>x</sup>**  
**Rate of Growth of Gross Regional Domestic Products at Constant 2010 Prices by Province in Indonesia (percent), 2022<sup>x</sup>**



Sumber/Source: Diolah dari Hasil Sensus, Survei, dan Berbagai Sumber Lainnya/ Based on Census, Surveys, and Other Sources

**Gambar** 14.2  
**Figures**

**Indeks Pembangunan Manusia Menurut Provinsi di  
Pulau Sumatera, 2018–2022**  
*Human Development Index by Province in Sumatera  
Island, 2018–2022*



Sumber/Source: BPS, Seri Publikasi Indeks Pembangunan Manusia/BPS-Statistics Indonesia, Series of Publication of Human Development Index

**Tabel**  
**Table** 14.1**Jumlah Penduduk Menurut Provinsi di Indonesia (ribu),  
2018–2022**  
**Population by Province in Indonesia (thousand), 2018–  
2022**

| Provinsi/Province         | 2018 <sup>1</sup> | 2019 <sup>1</sup> | 2020 <sup>2</sup> | 2021 <sup>3</sup> | 2022 <sup>3</sup> |
|---------------------------|-------------------|-------------------|-------------------|-------------------|-------------------|
| (1)                       | (2)               | (3)               | (4)               | (5)               | (6)               |
| Aceh                      | 5 243,4           | 5 316,3           | 5 274,9           | 5 333,7           | 5 407,9           |
| Sumatera Utara            | 14 476,0          | 14 639,4          | 14 799,4          | 14 936,2          | 15 115,2          |
| Sumatera Barat            | 5 411,8           | 5 479,5           | 5 534,5           | 5 580,2           | 5 640,6           |
| Riau                      | 6 717,6           | 6 835,1           | 6 394,1           | 6 493,6           | 6 614,4           |
| Jambi                     | 3 527,1           | 3 566,2           | 3 548,2           | 3 585,1           | 3 631,1           |
| Sumatera Selatan          | 8 391,5           | 8 497,2           | 8 467,4           | 8 550,9           | 8 657,0           |
| Bengkulu                  | 1 948,6           | 1 971,8           | 2 010,7           | 2 032,9           | 2 060,1           |
| Lampung                   | 8 377,7           | 8 457,6           | 9 007,8           | 9 081,8           | 9 176,6           |
| Kepulauan Bangka Belitung | 1 432,1           | 1 451,1           | 1 455,7           | 1 473,2           | 1 494,6           |
| Kepulauan Riau            | 2 174,8           | 2 241,6           | 2 064,6           | 2 118,2           | 2 179,8           |
| DKI Jakarta               | 10 428,0          | 10 504,1          | 10 562,1          | 10 609,7          | 10 680,0          |
| Jawa Barat                | 48 475,5          | 49 023,2          | 48 274,2          | 48 782,4          | 49 405,8          |
| Jawa Tengah               | 34 358,5          | 34 552,5          | 36 516,0          | 36 742,5          | 37 032,4          |
| DI Yogyakarta             | 3 818,3           | 3 868,6           | 3 668,7           | 3 712,9           | 3 761,9           |
| Jawa Timur                | 39 521,9          | 39 744,8          | 40 665,7          | 40 878,8          | 41 150,0          |
| Banten                    | 12 530,8          | 12 714,3          | 11 904,6          | 12 061,5          | 12 252,0          |
| Bali                      | 4 309,2           | 4 362,0           | 4 317,4           | 4 362,7           | 4 415,1           |
| Nusa Tenggara Barat       | 5 077,7           | 5 152,4           | 5 320,1           | 5 390,0           | 5 473,7           |
| Nusa Tenggara Timur       | 5 360,3           | 5 437,2           | 5 325,6           | 5 387,7           | 5 466,3           |
| Kalimantan Barat          | 4 985,1           | 5 045,7           | 5 414,4           | 5 470,8           | 5 541,4           |
| Kalimantan Tengah         | 2 612,6           | 2 649,8           | 2 670,0           | 2 702,2           | 2 741,1           |

Lanjutan Tabel/*Continued Table* 14.1

| Provinsi/Province  | 2018 <sup>1</sup> | 2019 <sup>1</sup> | 2020 <sup>2</sup> | 2021 <sup>3</sup> | 2022 <sup>3</sup> |
|--------------------|-------------------|-------------------|-------------------|-------------------|-------------------|
| (1)                | (2)               | (3)               | (4)               | (5)               | (6)               |
| Kalimantan Selatan | 4 162,4           | 4 216,3           | 4 073,6           | 4 122,6           | 4 182,1           |
| Kalimantan Timur   | 3 573,8           | 3 619,7           | 3 766,0           | 3 808,2           | 3 859,8           |
| Kalimantan Utara   | 682,8             | 695,6             | 701,8             | 713,6             | 727,8             |
| Sulawesi Utara     | 2 474,4           | 2 494,1           | 2 621,9           | 2 638,6           | 2 659,5           |
| Sulawesi Tengah    | 3 001,9           | 3 042,1           | 2 985,7           | 3 021,9           | 3 066,1           |
| Sulawesi Selatan   | 8 748,1           | 8 819,5           | 9 073,5           | 9 139,5           | 9 225,8           |
| Sulawesi Tenggara  | 2 623,6           | 2 663,7           | 2 624,9           | 2 659,2           | 2 701,7           |
| Gorontalo          | 1 166,1           | 1 176,4           | 1 171,7           | 1 181,0           | 1 192,7           |
| Sulawesi Barat     | 1 340,1           | 1 359,2           | 1 419,2           | 1 436,8           | 1 458,6           |
| Maluku             | 1 749,5           | 1 768,5           | 1 848,9           | 1 862,6           | 1 881,7           |
| Maluku Utara       | 1 218,8           | 1 235,7           | 1 282,9           | 1 299,2           | 1 319,3           |
| Papua Barat        | 941,4             | 963,6             | 1 134,1           | 1 156,8           | 1 183,3           |
| Papua              | 3 300,2           | 3 347,1           | 4 303,7           | 4 355,5           | 4 418,6           |
| <b>Indonesia</b>   | <b>264 161,6</b>  | <b>266 911,9</b>  | <b>270 203,9</b>  | <b>272 682,5</b>  | <b>275 773,8</b>  |

Catatan/Note: <sup>1</sup> Hasil proyeksi penduduk Survei Penduduk Antar Sensus (SUPAS) 2015 (Pertengahan tahun/Juni)/*Population projection result of the Intercensal Population Survey (SUPAS) 2015 (mid-year/June)*

<sup>2</sup> Hasil Sensus Penduduk (SP) 2020 (September)/*The Result of 2020 Population Census (September)*

<sup>3</sup> Hasil Proyeksi Penduduk Interim 2020–2023 (Pertengahan tahun/Juni)/*The result of Interim Population Projection 2020–2023 (mid-year/June)*

Sumber/Source: Badan Pusat Statistik dan Kementerian Dalam Negeri/BPS-Statistics Indonesia and Ministry of Home Affairs

**Tabel**  
**Table** 14.2

**Laju Pertumbuhan Produk Domestik Regional Bruto Atas Dasar Harga Konstan 2010 Menurut Provinsi di Indonesia (persen) 2018–2022**  
**Rate of Growth of Gross Regional Domestic Products at Constant 2010 Prices by Province in Indonesia (percent), 2018–2022**

| Provinsi/Province         | 2018  | 2019 | 2020 <sup>x</sup> | 2021 <sup>xx</sup> | 2022 <sup>xx</sup> |
|---------------------------|-------|------|-------------------|--------------------|--------------------|
| (1)                       | (2)   | (3)  | (4)               | (5)                | (6)                |
| Aceh                      | 4,61  | 4,14 | -0,37             | 2,79               | 4,21               |
| Sumatera Utara            | 5,18  | 5,22 | -1,07             | 2,61               | 4,73               |
| Sumatera Barat            | 5,14  | 5,01 | -1,61             | 3,29               | 4,36               |
| Riau                      | 2,35  | 2,81 | -1,13             | 3,36               | 4,55               |
| Jambi                     | 4,69  | 4,35 | -0,51             | 3,69               | 5,13               |
| Sumatera Selatan          | 6,01  | 5,69 | -0,11             | 3,58               | 5,23               |
| Bengkulu                  | 4,97  | 4,94 | -0,02             | 3,27               | 4,31               |
| Lampung                   | 5,23  | 5,26 | -1,66             | 2,77               | 4,28               |
| Kepulauan Bangka Belitung | 4,45  | 3,32 | -2,29             | 5,05               | 4,4                |
| Kepulauan Riau            | 4,47  | 4,83 | -3,8              | 3,43               | 5,09               |
| DKI Jakarta               | 6,11  | 5,82 | -2,39             | 3,56               | 5,25               |
| Jawa Barat                | 5,65  | 5,02 | -2,52             | 3,74               | 5,45               |
| Jawa Tengah               | 5,30  | 5,36 | -2,65             | 3,33               | 5,31               |
| DI Yogyakarta             | 6,20  | 6,59 | -2,67             | 5,58               | 5,15               |
| Jawa Timur                | 5,47  | 5,53 | -2,33             | 3,56               | 5,34               |
| Banten                    | 5,77  | 5,26 | -3,39             | 4,49               | 5,03               |
| Bali                      | 6,31  | 5,6  | -9,34             | -2,46              | 4,84               |
| Nusa Tenggara Barat       | -4,50 | 3,9  | -0,62             | 2,3                | 6,95               |
| Nusa Tenggara Timur       | 5,11  | 5,25 | -0,84             | 2,52               | 3,05               |
| Kalimantan Barat          | 5,07  | 5,09 | -1,82             | 4,8                | 5,07               |

Lanjutan Tabel/*Continued Table* 14.2

| Provinsi/ <i>Province</i> | 2018  | 2019   | 2020 <sup>x</sup> | 2021 <sup>xx</sup> | 2022 <sup>xx</sup> |
|---------------------------|-------|--------|-------------------|--------------------|--------------------|
| (1)                       | (2)   | (3)    | (4)               | (5)                | (6)                |
| Kalimantan Tengah         | 5,61  | 6,12   | -1,41             | 3,59               | 6,45               |
| Kalimantan Selatan        | 5,08  | 4,09   | -1,82             | 3,48               | 5,11               |
| Kalimantan Timur          | 2,64  | 4,7    | -2,9              | 2,55               | 4,48               |
| Kalimantan Utara          | 5,36  | 6,89   | -1,09             | 3,98               | 5,34               |
| Sulawesi Utara            | 6,00  | 5,65   | -0,99             | 4,16               | 5,42               |
| Sulawesi Tengah           | 20,60 | 8,83   | 4,86              | 11,7               | 15,17              |
| Sulawesi Selatan          | 7,04  | 6,91   | -0,71             | 4,64               | 5,09               |
| Sulawesi Tenggara         | 6,40  | 6,5    | -0,65             | 4,1                | 5,53               |
| Gorontalo                 | 6,49  | 6,4    | -0,02             | 2,41               | 4,04               |
| Sulawesi Barat            | 6,26  | 5,56   | -2,34             | 2,57               | 2,3                |
| Maluku                    | 5,91  | 5,41   | -0,91             | 3,05               | 5,11               |
| Maluku Utara              | 7,86  | 6,25   | 5,39              | 16,79              | 22,94              |
| Papua Barat               | 6,25  | 2,66   | -0,76             | -0,51              | 2,01               |
| Papua                     | 7,32  | -15,74 | 2,39              | 15,16              | 8,97               |

Sumber/*Source*: Diolah dari Hasil Sensus, Survei, dan Berbagai Sumber Lainnya/*Based on Census, Surveys, and Other Sources*



**Tabel**  
**Table 14.3****Laju Inflasi 90 Kota di Indonesia (2012=100), 2018-2020  
dan Inflasi (2018=100), 2022**  
**Inflation Rate of 90 Cities in Indonesia (2012=100), 2018–  
2020 and Inflation (2018=100), 2022**

| Kota/City        | 2018 <sup>1</sup> | 2019   | 2020   | 2021   | 2022   |
|------------------|-------------------|--------|--------|--------|--------|
| (1)              | (2)               | (3)    | (4)    | (5)    | (6)    |
| Meulaboh         | 132,10            | 103,51 | 107,16 | 109,74 | 115,77 |
| Banda Aceh       | 126,45            | 102,03 | 104,43 | 106,63 | 112,60 |
| Lhokseumawe      | 129,13            | 102,20 | 104,23 | 107,25 | 112,01 |
| Sibolga          | 138,88            | 102,89 | 103,90 | 106,88 | 112,66 |
| Pematang Siantar | 137,50            | 102,19 | 103,36 | 106,50 | 111,56 |
| Medan            | 137,58            | 102,29 | 103,04 | 104,75 | 109,51 |
| Padangsidempuan  | 131,28            | 102,95 | 105,17 | 107,59 | 113,53 |
| Gunungsitoli     | ...               | 102,57 | 104,23 | 107,43 | 112,45 |
| Padang           | 138,24            | 102,72 | 103,83 | 105,54 | 111,69 |
| Bukittinggi      | 129,50            | 102,10 | 103,72 | 105,69 | 111,83 |
| Tembilahan       | 137,71            | 102,27 | 104,80 | 106,63 | 110,87 |
| Pekanbaru        | 134,99            | 102,20 | 103,62 | 105,62 | 111,22 |
| Dumai            | 134,83            | 102,64 | 104,34 | 106,85 | 111,73 |
| Bungo            | 131,09            | 103,37 | 104,55 | 106,35 | 112,50 |
| Jambi            | 132,42            | 102,55 | 104,33 | 106,77 | 112,76 |
| Palembang        | 130,48            | 102,08 | 103,94 | 105,51 | 110,63 |
| Lubuklinggau     | 130,81            | 102,28 | 104,04 | 105,82 | 110,72 |
| Bengkulu         | 142,22            | 102,40 | 103,74 | 105,62 | 110,77 |
| Bandar Lampung   | 134,08            | 103,26 | 105,38 | 107,28 | 112,05 |

Lanjutan Tabel/*Continued Table* 14.3

| <b>Kota/City</b> | <b>2018<sup>1</sup></b> | <b>2019</b> | <b>2020</b> | <b>2021</b> | <b>2022</b> |
|------------------|-------------------------|-------------|-------------|-------------|-------------|
| <b>(1)</b>       | <b>(2)</b>              | <b>(3)</b>  | <b>(4)</b>  | <b>(5)</b>  | <b>(6)</b>  |
| Metro            | 138,44                  | 102,4       | 105,27      | 107,48      | 112,87      |
| Tanjung Pandan   | 141,38                  | 103,29      | 104,65      | 108,88      | 114,11      |
| Pangkalpinang    | 139,30                  | 102,87      | 102,94      | 104,94      | 111,32      |
| Batam            | 134,56                  | 102,77      | 103,44      | 105,44      | 110,78      |
| Tanjung Pinang   | 131,50                  | 102,45      | 103,20      | 104,52      | 108,82      |
| Jakarta          | 133,27                  | 103,02      | 105,36      | 106,66      | 109,99      |
| Bogor            | 134,54                  | 103,23      | 106,18      | 108,15      | 112,91      |
| Sukabumi         | 132,53                  | 102,64      | 104,81      | 106,53      | 110,78      |
| Bandung          | 132,31                  | 102,61      | 104,99      | 106,57      | 111,29      |
| Cirebon          | 128,71                  | 101,28      | 102,73      | 104,09      | 108,29      |
| Bekasi           | 130,23                  | 103,49      | 106,73      | 108,75      | 113,13      |
| Depok            | 131,47                  | 103,09      | 105,71      | 107,45      | 112,44      |
| Tasikmalaya      | 131,50                  | 101,34      | 102,95      | 104,21      | 109,19      |
| Cilacap          | 136,17                  | 101,48      | 103,37      | 104,94      | 110,75      |
| Purwokerto       | 130,24                  | 101,82      | 104,08      | 105,75      | 111,38      |
| Kudus            | 139,42                  | 102,12      | 103,90      | 105,38      | 110,40      |
| Surakarta        | 128,16                  | 102,27      | 103,88      | 105,98      | 111,91      |
| Semarang         | 131,32                  | 102,53      | 105,06      | 106,49      | 110,57      |
| Tegal            | 129,74                  | 102,49      | 105,06      | 106,55      | 112,09      |

Lanjutan Tabel/Continued Table 14.3

| Kota/City   | 2018   | 2019 <sup>1</sup> | 2020 <sup>1</sup> | 2021 <sup>1</sup> | 2022 <sup>1</sup> |
|-------------|--------|-------------------|-------------------|-------------------|-------------------|
| (1)         | (2)    | (3)               | (4)               | (5)               | (6)               |
| Yogyakarta  | 130,09 | 103,31            | 105,41            | 107,20            | 112,52            |
| Jember      | 128,98 | 102,37            | 104,64            | 106,46            | 112,10            |
| Banyuwangi  | 128,02 | 101,41            | 103,37            | 104,75            | 109,03            |
| Sumenep     | 129,13 | 101,86            | 104,22            | 106,32            | 111,71            |
| Kediri      | 127,93 | 102,48            | 104,56            | 106,06            | 110,48            |
| Malang      | 133,22 | 102,08            | 103,32            | 104,59            | 109,90            |
| Probolinggo | 128,35 | 101,69            | 103,67            | 105,28            | 109,53            |
| Madiun      | 130,76 | 101,72            | 103,41            | 105,39            | 109,95            |
| Surabaya    | 133,34 | 102,43            | 104,24            | 106,11            | 111,33            |
| Tangerang   | 140,66 | 102,55            | 104,66            | 105,95            | 110,07            |
| Cilegon     | 139,93 | 102,82            | 106,04            | 108,34            | 113,50            |
| Serang      | 142,95 | 104,42            | 106,82            | 108,71            | 114,79            |
| Singaraja   | 141,36 | 102,59            | 104,96            | 107,45            | 112,05            |
| Denpasar    | 129,96 | 102,45            | 104,11            | 105,17            | 110,52            |
| Mataram     | 130,93 | 102,41            | 102,99            | 104,93            | 110,11            |
| Bima        | 136,05 | 103,02            | 104,48            | 105,71            | 110,60            |
| Waingapu    | ...    | 99,64             | 104,85            | 106,88            | 110,09            |
| Maumere     | 125,30 | 102,15            | 104,42            | 106,25            | 110,60            |
| Kupang      | 133,12 | 102,55            | 103,31            | 104,63            | 109,81            |
| Sintang     | ...    | 104,80            | 110,08            | 111,89            | 119,37            |

Lanjutan Tabel/*Continued Table* 14.3

| Kota/City     | 2018   | 2019 <sup>1</sup> | 2020 <sup>1</sup> | 2021 <sup>1</sup> | 2022 <sup>1</sup> |
|---------------|--------|-------------------|-------------------|-------------------|-------------------|
| (1)           | (2)    | (3)               | (4)               | (5)               | (6)               |
| Pontianak     | 143,10 | 103,21            | 105,54            | 106,73            | 111,25            |
| Singkawang    | 135,54 | 101,70            | 102,79            | 105,23            | 110,26            |
| Sampit        | 135,53 | 101,72            | 104,79            | 107,24            | 114,49            |
| Palangkaraya  | 129,53 | 102,25            | 104,70            | 106,23            | 112,06            |
| Kotabaru      | ...    | 101,56            | 106,65            | 109,03            | 115,95            |
| Tanjung       | 132,92 | 102,46            | 105,85            | 107,96            | 112,71            |
| Banjarmasin   | 132,74 | 102,82            | 105,16            | 107,60            | 113,59            |
| Balikpapan    | 137,44 | 102,11            | 103,28            | 104,37            | 109,46            |
| Samarinda     | 136,22 | 104,25            | 104,01            | 105,41            | 109,77            |
| Tanjung Selor | ...    | 102,70            | 101,78            | 103,56            | 110,30            |
| Tarakan       | 143,57 | 101,08            | 104,25            | 105,63            | 110,57            |
| Manado        | 131,41 | 101,60            | 105,11            | 107,28            | 110,81            |
| Kotamobagu    | ...    | 101,70            | 105,33            | 108,04            | 112,43            |
| Luwuk         | ...    | 101,22            | 107,15            | 108,56            | 114,89            |
| Palu          | 136,13 | 100,76            | 105,87            | 108,15            | 113,35            |
| Bulukumba     | 140,12 | 105,11            | 105,84            | 107,78            | 111,73            |
| Watampone     | 131,10 | 104,27            | 103,61            | 105,60            | 110,69            |
| Makassar      | 134,63 | 102,35            | 104,90            | 106,78            | 111,29            |
| Pare-pare     | 127,91 | 102,40            | 104,15            | 106,62            | 113,25            |
| Palopo        | 132,49 | 104,67            | 104,00            | 106,17            | 110,81            |

Lanjutan Tabel/*Continued Table* 14.3

| Kota/City | 2018   | 2019 <sup>1</sup> | 2020 <sup>1</sup> | 2021 <sup>1</sup> | 2022 <sup>1</sup> |
|-----------|--------|-------------------|-------------------|-------------------|-------------------|
| (1)       | (2)    | (3)               | (4)               | (5)               | (6)               |
| Kendari   | 127,74 | 101,72            | 104,35            | 107,03            | 112,55            |
| Baubau    | 134,51 | 101,61            | 103,34            | 104,97            | 110,99            |
| Gorontalo | 128,28 | 101,95            | 103,86            | 106,30            | 110,24            |
| Mamuju    | 131,76 | 101,60            | 103,80            | 107,52            | 112,35            |
| Ambon     | 127,81 | 103,16            | 105,94            | 107,02            | 112,99            |
| Tual      | 152,57 | 103,98            | 105,61            | 108,27            | 112,67            |
| Ternate   | 136,40 | 102,05            | 104,97            | 106,78            | 109,66            |
| Manokwari | 127,35 | 103,02            | 107,45            | 108,97            | 113,91            |
| Sorong    | 133,18 | 102,42            | 102,79            | 105,94            | 109,58            |
| Merauke   | 138,09 | 102,14            | 103,58            | 104,94            | 109,34            |
| Timika    | ...    | 100,17            | 105,54            | 107,78            | 112,39            |
| Jayapura  | 135,63 | 101,89            | 103,84            | 103,99            | 109,41            |

Catatan/Note: <sup>1</sup> IHK 90 kota (2018=100)/CPI 90 Cities (2018=100)

Sumber/Source: BPS, Survei Harga Konsumen/BPS-Statistics Indonesia, Consumer Price Survey

**Tabel**  
**Table 14.4****Jumlah Penduduk Miskin Menurut Provinsi di Indonesia  
(ribu), 2018–2022**  
**Number of Poor Population by Province in Indonesia,  
2018–2022**

| Provinsi/Province         | 2018     | 2019     | 2020     | 2021     | 2022     |
|---------------------------|----------|----------|----------|----------|----------|
| (1)                       | (2)      | (3)      | (4)      | (5)      | (6)      |
| Aceh                      | 839,49   | 819,44   | 814,91   | 834,24   | 806,82   |
| Sumatera Utara            | 1 324,98 | 1 282,04 | 1 283,29 | 1 343,86 | 1 268,19 |
| Sumatera Barat            | 357,13   | 348,22   | 344,23   | 370,67   | 335,21   |
| Riau                      | 500,44   | 490,72   | 483,39   | 500,81   | 485,03   |
| Jambi                     | 281,69   | 274,32   | 277,80   | 293,86   | 279,37   |
| Sumatera Selatan          | 1 068,27 | 1 073,74 | 1 081,58 | 1 113,76 | 1 044,69 |
| Bengkulu                  | 301,81   | 302,30   | 302,58   | 306,00   | 297,23   |
| Lampung                   | 1 097,05 | 1 063,66 | 1 049,32 | 1 083,93 | 1 002,41 |
| Kepulauan Bangka Belitung | 76,26    | 68,38    | 68,39    | 72,71    | 66,78    |
| Kepulauan Riau            | 131,68   | 128,46   | 131,97   | 144,46   | 151,68   |
| DKI Jakarta               | 373,12   | 365,55   | 480,86   | 501,92   | 502,04   |
| Jawa Barat                | 3 615,79 | 3 399,16 | 3 920,23 | 4 195,34 | 4 070,98 |
| Jawa Tengah               | 3 897,20 | 3 743,23 | 3 980,90 | 4 109,75 | 3 831,44 |
| DI Yogyakarta             | 460,10   | 448,47   | 475,72   | 506,45   | 454,76   |
| Jawa Timur                | 4 332,59 | 4 112,25 | 4 419,10 | 4 572,73 | 4 181,29 |
| Banten                    | 661,36   | 654,46   | 775,99   | 867,23   | 814,02   |
| Bali                      | 171,76   | 163,85   | 165,19   | 201,97   | 205,68   |
| Nusa Tenggara Barat       | 737,46   | 735,96   | 713,89   | 746,66   | 731,94   |
| Nusa Tenggara Timur       | 1 142,17 | 1 146,32 | 1 153,76 | 1 169,31 | 1 131,62 |
| Kalimantan Barat          | 387,08   | 378,41   | 366,77   | 367,89   | 350,25   |

Lanjutan Tabel/*Continued Table 14.4*

| Provinsi/Province  | 2018             | 2019             | 2020             | 2021             | 2022             |
|--------------------|------------------|------------------|------------------|------------------|------------------|
| (1)                | (2)              | (3)              | (4)              | (5)              | (6)              |
| Kalimantan Tengah  | 136,93           | 134,59           | 132,94           | 140,04           | 145,10           |
| Kalimantan Selatan | 189,03           | 192,48           | 187,87           | 208,11           | 195,70           |
| Kalimantan Timur   | 218,90           | 219,92           | 230,26           | 241,77           | 236,25           |
| Kalimantan Utara   | 50,35            | 48,78            | 51,79            | 52,86            | 49,46            |
| Sulawesi Utara     | 193,31           | 191,70           | 192,37           | 196,35           | 185,14           |
| Sulawesi Tengah    | 420,21           | 410,36           | 398,73           | 404,44           | 388,35           |
| Sulawesi Selatan   | 792,63           | 767,80           | 776,83           | 784,98           | 777,44           |
| Sulawesi Tenggara  | 307,10           | 302,58           | 301,82           | 318,70           | 309,79           |
| Gorontalo          | 198,51           | 186,03           | 185,02           | 186,29           | 185,44           |
| Sulawesi Barat     | 151,78           | 151,40           | 152,02           | 157,19           | 165,72           |
| Maluku             | 320,08           | 317,69           | 318,18           | 321,81           | 290,57           |
| Maluku Utara       | 81,46            | 84,60            | 86,37            | 87,16            | 79,87            |
| Papua Barat        | 214,47           | 211,50           | 208,58           | 219,07           | 218,78           |
| Papua              | 917,63           | 926,36           | 911,37           | 920,44           | 922,12           |
| <b>Indonesia</b>   | <b>25 949,80</b> | <b>25 144,72</b> | <b>26 424,02</b> | <b>27 542,77</b> | <b>26 161,16</b> |

Sumber/Source: BPS, Survei Sosial Ekonomi Nasional (Susenas) Maret/BPS-Statistics Indonesia, National Socioeconomic Survey March

**Tabel**  
**Table** 14.5**Indeks Pembangunan Manusia Menurut Provinsi di  
Indonesia, 2018–2022**  
*Human Development Index by Province in Indonesia,  
2018–2022*

| Provinsi/Province         | 2018  | 2019  | 2020  | 2021  | 2022  |
|---------------------------|-------|-------|-------|-------|-------|
| (1)                       | (2)   | (3)   | (4)   | (5)   | (6)   |
| Aceh                      | 71,19 | 71,90 | 71,99 | 72,18 | 72,80 |
| Sumatera Utara            | 71,18 | 71,74 | 71,77 | 72,00 | 72,71 |
| Sumatera Barat            | 71,73 | 72,39 | 72,38 | 72,65 | 73,26 |
| Riau                      | 72,44 | 73,00 | 72,71 | 72,94 | 73,52 |
| Jambi                     | 70,65 | 71,26 | 71,29 | 71,63 | 72,14 |
| Sumatera Selatan          | 69,39 | 70,02 | 70,01 | 70,24 | 70,90 |
| Bengkulu                  | 70,64 | 71,21 | 71,40 | 71,64 | 72,16 |
| Lampung                   | 69,02 | 69,57 | 69,69 | 69,90 | 70,45 |
| Kepulauan Bangka Belitung | 70,67 | 71,30 | 71,47 | 71,69 | 72,24 |
| Kepulauan Riau            | 74,84 | 75,48 | 75,59 | 75,79 | 76,46 |
| DKI Jakarta               | 80,47 | 80,76 | 80,77 | 81,11 | 81,65 |
| Jawa Barat                | 71,30 | 72,03 | 72,09 | 72,45 | 73,12 |
| Jawa Tengah               | 71,12 | 71,73 | 71,87 | 72,16 | 72,79 |
| DI Yogyakarta             | 79,53 | 79,99 | 79,97 | 80,22 | 80,64 |
| Jawa Timur                | 70,77 | 71,50 | 71,71 | 72,14 | 72,75 |
| Banten                    | 71,95 | 72,44 | 72,45 | 72,72 | 73,32 |
| Bali                      | 74,77 | 75,38 | 75,50 | 75,69 | 76,44 |
| Nusa Tenggara Barat       | 67,30 | 68,14 | 68,25 | 68,65 | 69,46 |
| Nusa Tenggara Timur       | 64,39 | 65,23 | 65,19 | 65,28 | 65,90 |
| Kalimantan Barat          | 66,98 | 67,65 | 67,66 | 67,90 | 68,63 |



Lanjutan Tabel/*Continued Table 14.5*

| Provinsi/ <i>Province</i> | 2018         | 2019         | 2020         | 2021         | 2022         |
|---------------------------|--------------|--------------|--------------|--------------|--------------|
| (1)                       | (2)          | (3)          | (4)          | (5)          | (6)          |
| Kalimantan Tengah         | 70,42        | 70,91        | 71,05        | 71,25        | 71,63        |
| Kalimantan Selatan        | 70,17        | 70,72        | 70,91        | 71,28        | 71,84        |
| Kalimantan Timur          | 75,83        | 76,61        | 76,24        | 76,88        | 77,44        |
| Kalimantan Utara          | 70,56        | 71,15        | 70,63        | 71,19        | 71,83        |
| Sulawesi Utara            | 72,20        | 72,99        | 72,93        | 73,30        | 73,81        |
| Sulawesi Tengah           | 68,88        | 69,50        | 69,55        | 69,79        | 70,28        |
| Sulawesi Selatan          | 70,90        | 71,66        | 71,93        | 72,24        | 72,82        |
| Sulawesi Tenggara         | 70,61        | 71,20        | 71,45        | 71,66        | 72,23        |
| Gorontalo                 | 67,71        | 68,49        | 68,68        | 69,00        | 69,81        |
| Sulawesi Barat            | 65,10        | 65,73        | 66,11        | 66,36        | 66,92        |
| Maluku                    | 68,87        | 69,45        | 69,49        | 69,71        | 70,22        |
| Maluku Utara              | 67,76        | 68,70        | 68,49        | 68,76        | 69,47        |
| Papua Barat               | 63,74        | 64,70        | 65,09        | 65,26        | 65,89        |
| Papua                     | 60,06        | 60,84        | 60,44        | 60,62        | 61,39        |
| <b>Indonesia</b>          | <b>71,39</b> | <b>71,92</b> | <b>71,94</b> | <b>72,29</b> | <b>72,91</b> |

Sumber/*Source*: BPS, Seri Publikasi Indeks Pembangunan Manusia/*BPS-Statistics Indonesia, Series of Publication of Human Development Index*

# ST 2023

**SENSUS PERTANIAN**  
**CENSUS OF AGRICULTURE**

## BerAKHLAK

Berorientasi Pelayanan Akuntabel Kompeten  
Harmonis Loyal Adaptif Kolaboratif  
Services Oriented, Accountable, Competent,  
Harmonized, Loyal, Adaptif, Collaborative

# DATA

## MENCERDASKAN BANGSA

— *Enlighten The Nation* —



**BADAN PUSAT STATISTIK**  
**PROVINSI LAMPUNG**  
**BPS-STATISTICS OF LAMPUNG PROVINCE**

Jl. Basuki Rahmat No. 54, Bandar Lampung - 35215  
Telp: (0721) 482909, Fax: (0721) 484329  
Homepage: <http://lampung.bps.go.id>  
Email: [bps1800@bps.go.id](mailto:bps1800@bps.go.id)

ISSN 0303-1942



9 770303 194201